

FURNITURE **ACCESSORIES**

These are innovative solutions facilitating the arrangement of space and increasing the functionality of furniture. SEVROLL's furniture accessories came as a response to the growing demand for a **high quality, aesthetically** pleasing products, whilst maintaining the style and functionality of arranged spaces.

- **SEVROLL's high quality** furniture accessories increase the longevity of the furniture itself and increasing its resistance during everyday use.
- **Aesthetics** and the modern design of components provide individual character to all arrangements.
- **The functionality** of SEVROLL's furniture accessories ensure optimal space management.
- **Versatility** – they are used in kitchen and office furniture, bedrooms and walk-in-wardrobes.

TABLE OF CONTENTS

1	Drawers	4
1.1	PLATINIUM - 18 4D Slim - glass sides with LED backlighting	6
1.2	PLATINIUM - 18 4D Slim - glass sides with LED backlighting PUSH	7
1.3	PLATINIUM - 18 4D Slim - glass sides	12
1.4	PLATINIUM - 18 4D Slim - glass sides PUSH	13
1.5	PLATINIUM - 18 4D Slim - steel sides	18
1.6	PLATINIUM - 18 4D Slim - steel sides PUSH	19
1.7	PLATINIUM - 18 4D Slim - Internal drawer	26
1.8	V-BOX 3D Slim - 16mm	32
1.9	V-BOX 3D Slim PUSH - 16mm	38
1.10	V-BOX 3D Slim - 18mm	44
1.11	V-BOX 3D Slim PUSH - 18mm	48
1.12	V-BOX 3D Slim - Internal drawer	54
1.13	SEVROLLBOX SLIM 3D	60
1.14	SEVROLLBOX SLIM 3D - Internal drawer	63
1.15	DXR drawer system	70
1.16	Drawers organization	74
1.17	Sevroll Drive	78
1.18	Templates for drawers	82
2	Undermount drawer slides	102
2.1	DX Platinum 3D with soft-close	102
2.2	DXS-3D synchro with soft-close	104
2.3	DXP-3D synchro with PUSH system	108
2.4	DXP-D2-3D synchro with PUSH open and fixing for synchronising bar	112
2.5	DXR with soft-close	116
3	Ball bearing drawer slides full extension	118
3.1	SVQ with soft-close	118
3.2	Heavy loads H-53mm 100kg	120
	Heavy loads H-53mm 80kg with soft-close	120
3.3	Standard with soft-close	124
3.4	SVS with soft-close / without soft-close / with PUSH system	126
4	Hinges	130
4.1	Secret - invisible hinges	130
4.2	Aluminium frames - clip-on hinges	134
4.3	PRO - clip-on hinges	138
4.4	Standard - clip-on hinges	144
4.5	Standard - clip-on hinges without spring	150
4.6	Angled hinges	151
4.7	BLUE - economy line	158
4.8	Hinge accessories	160
	- Bumper V-PUSH	
	- Mechanism for fronts Push & Soft	

5	Lifts	164
5.1	Furniture front lifts - Easy Up	164
	- light	
	- medium	
	- strong	
6	Furniture legs	168
7	Steel pull down clothes rail	172
8	Aluminium profiles	176
8.1	Aluminium LED profiles	176
8.2	Gola profiles	182
8.3	Other handle profiles	188
9	Wardrobes	190
9.1	System Royal	190
	- Rotating shoe stand	
	- Drawer safe	
	- Pull-out drawer with organiser	
	- Pull down clothes rail	
	- Pull-out ironing board	
	- Pull-out pivoting wardrobe mirror	
	- Pull-out clothes drawer mesh	
	- Pull-out shoe drawer	
	- Pull-out trouser drawer	
	- Pull-out hanger	
	- Pull-out/Double pull-out trouser hanger	
	- Royal drawer front catch	
	- Hanging-rail	
	- Hanging-rail support side fixing and ceiling fixing	

1.1 DRAWERS PLATINIUM - 18 4D SLIM

New generation of exclusive drawers

The **PLATINIUM - 18 4D Slim** is a new generation of exclusive thin walled drawers. The **4D adjustment** and the use of an **18 mm thick board** are innovative solutions that optimise work and ensure precision in every detail. The **3 types of walls - steel, glass and glass with LED backlighting**, the **smooth, perfect running action of the slide** and the black structural colour are the unique features of the PLATINIUM drawer. The available **soft close and push solutions with synchronising rod** provide a wide range of arrangement possibilities. The highest product workmanship and technical parameters are a guarantee of satisfaction for many years.

CHARACTERISTICS

► Application	Drawer system
► Filling (bottom / back)	Board 18 mm
► Available lengths	250, 270, 300, 350, 400, 450, 500, 550, 600 mm
► Max. loading	40 kg
► Available wall heights	96, 134, 181 mm
► Function	Soft close, PUSH
► Construction	Metal
► Number of test cycles	70000
► Color	Black textured painted PANTONE 426C, white PANTONE 11-0601 TPG Bright White
► Sales programme	Drawers are sold in sets

USAGE

► Carcass furniture, kitchens, walk-in wardrobes, wardrobes





1.1 DRAWERS PLATINIUM - 18 4D SLIM

GLASS SIDES WITH LED BACKLIGHTING



Drawer PLATINIUM 18 4D SLIM glass sides with LED backlighting h = 96 mm

CODE	COLOUR	LENGTH (mm)	COLLECTIVE PACKAGING	PRICED PER
223681	WHITE	300	4	set
223684	BLACK TEXTURED PAINTED	300	4	set
223682	WHITE	350	4	set
223685	BLACK TEXTURED PAINTED	350	4	set
223683	WHITE	400	4	set
223686	BLACK TEXTURED PAINTED	400	4	set
223305	WHITE	450	4	set
223350	BLACK TEXTURED PAINTED	450	4	set
223306	WHITE	500	4	set
223351	BLACK TEXTURED PAINTED	500	4	set
223307	WHITE	550	4	set
223352	BLACK TEXTURED PAINTED	550	4	set

Drawer PLATINIUM 18 4D SLIM glass sides with LED backlighting h = 134 mm

CODE	COLOUR	LENGTH (mm)	COLLECTIVE PACKAGING	PRICED PER
223693	WHITE	300	4	set
223696	BLACK TEXTURED PAINTED	300	4	set
223694	WHITE	350	4	set
223697	BLACK TEXTURED PAINTED	350	4	set
223695	WHITE	400	4	set
223698	BLACK TEXTURED PAINTED	400	4	set
223308	WHITE	450	4	set
223353	BLACK TEXTURED PAINTED	450	4	set
223309	WHITE	500	4	set
223354	BLACK TEXTURED PAINTED	500	4	set
223310	WHITE	550	4	set
223355	BLACK TEXTURED PAINTED	550	4	set

Drawer PLATINIUM 18 4D SLIM glass sides with LED backlighting h = 181 mm

CODE	COLOUR	LENGTH (mm)	COLLECTIVE PACKAGING	PRICED PER
223705	WHITE	300	4	set
223708	BLACK TEXTURED PAINTED	300	4	set
223706	WHITE	350	4	set
223709	BLACK TEXTURED PAINTED	350	4	set
223707	WHITE	400	4	set
223710	BLACK TEXTURED PAINTED	400	4	set
223311	WHITE	450	4	set
223356	BLACK TEXTURED PAINTED	450	4	set
223312	WHITE	500	4	set
223357	BLACK TEXTURED PAINTED	500	4	set
223313	WHITE	550	4	set
223358	BLACK TEXTURED PAINTED	550	4	set

Steel angle fixing – galvanised



CODE	DIMENSIONS (mm)	COLLECTIVE PACKAGING	PRICED PER
40343	12x21x35	40	item

i Angle section for strengthening drawer front with base

i Templates for drawer fronts and slides available in chapter no. 1.18

i Other PLATINIUM drawer lengths available on request.

i Included: 2 drawer slides, 2 drawer sides, 2 front drawer fixings and 2 adjustment covers

GLASS SIDES WITH LED BACKLIGHTING



Drawer PLATINIUM 18 4D SLIM PUSH
glass sides with LED backlighting h = 96 mm

CODE	COLOUR	LENGTH (mm)	COLLECTIVE PACKAGING	PRICED PER
223392	WHITE	450	4	set
223434	BLACK TEXTURED PAINTED	450	4	set
223393	WHITE	500	4	set
223435	BLACK TEXTURED PAINTED	500	4	set
223394	WHITE	550	4	set

Drawer PLATINIUM 18 4D SLIM PUSH
glass sides with LED backlighting h = 134 mm

CODE	COLOUR	LENGTH (mm)	COLLECTIVE PACKAGING	PRICED PER
223395	WHITE	450	4	set
223437	BLACK TEXTURED PAINTED	450	4	set
223396	WHITE	500	4	set
223438	BLACK TEXTURED PAINTED	500	4	set
223397	WHITE	550	4	set
223439	BLACK TEXTURED PAINTED	550	4	set

Drawer PLATINIUM 18 4D SLIM PUSH
glass sides with LED backlighting h = 181 mm


CODE	COLOUR	LENGTH (mm)	COLLECTIVE PACKAGING	PRICED PER
223398	WHITE	450	4	set
223440	BLACK TEXTURED PAINTED	450	4	set
223399	WHITE	500	4	set
223441	BLACK TEXTURED PAINTED	500	4	set
223400	WHITE	550	4	set

Gallery rails for **PLATINIUM** drawer



CODE	COLOUR	LENGTH (mm)	COLLECTIVE PACKAGING	PRICED PER
06685	WHITE	350	25	set
06690	BLACK	350	25	set
06686	WHITE	400	25	set
06691	BLACK	400	25	set
06687	WHITE	450	25	set
06692	BLACK	450	25	set
06688	WHITE	500	25	set
06693	BLACK	500	25	set
06689	WHITE	550	25	set
06694	BLACK	550	25	set

Synchronising bar for **Platinum PUSH** drawer and **DXP-D2-3D** slide



CODE	LENGTH (mm)	COLLECTIVE PACKAGING	PRICED PER
06704	1100	40	item

i Templates for drawer fronts and slides available in chapter no. 1.18

i Other PLATINIUM drawer lengths available on request.

i **Included:** 2 drawer slides, 2 drawer sides, 2 front drawer fixings and 2 adjustment covers

1.1

DRAWERS PLATINIUM - 18 4D SLIM – Height 96*/134**/181***mm Glass sides with LED backlighting

ATTENTION: * dimensions for drawers 96 mm / ** dimensions for drawers 134 mm / *** dimensions for drawers 181 mm

Components	Cutting dimensions of 18 mm MDF
	<div style="display: flex; align-items: center;"> <div style="margin-right: 20px;"> <p>B Back panel</p> <p>63* 101** 148***</p> <p>LW - 38 mm</p> </div> <div style="margin-right: 20px;"> <p>A Base panel</p> <p>NL - 10 mm</p> <p>LW - 35 mm</p> </div> <div> <p>LW = max 1000 mm</p> </div> </div> <div style="margin-top: 20px;"> <p>NL : 250 [mm] 270 300 350 400 450 500 550 600</p> <p>A – Base panel B – Back panel</p> <p>LW – internal cabin width NL – nominal length of drawer</p> </div>

Drawer runner positioning	Installation measurement
---------------------------	--------------------------

D - Positioning of drawer front

X = min. 20 mm to max 150 mm
(Attention! LED off switch activation distance)

Depth of cabinet: (NL + X mm)

Warning: in drawers with recessed fronts, the guides should be positioned further back by the thickness of the drawer front!

Mounting dimensions of back panel

drawer 96 mm*

drawer 134 mm**

drawer 181 mm***

Installation measurement

Mounting dimensions for drawer front panel
--

Drawer front 96 mm*

Drawer front 134 mm**

Drawer front 181 mm***

Glass sides with LED backlighting

Drawer assembly			
Drawer front regulation		Removal/installation of glass	
<p>Height adjustment within ± 2 mm</p>	<p>Side adjustment within ± 1.2 mm</p>	<p>Rear height adjustment within ± 2 mm</p>	<p>Depth adjustment within 0 to 5 mm</p>
Cover insertion / removal	Drawer front panel removal		Drawer insertion
Drawer removal		Drawer strengthening	
<p>release slides</p>		<p>We recommend additional reinforcement for drawers with a width of more than 600 mm. Screw the bottom of the drawer to the drawer front using steel bracket (40343) and screws 3.5 x 13</p>	

1.2

DRAWERS PLATINIUM - 18 4D SLIM PUSH – Height 96* / 134** / 181***mm Glass sides with LED backlighting

ATTENTION: * dimensions for drawers 96 mm / ** dimensions for drawers 134 mm / *** dimensions for drawers 181 mm

Components	Cutting dimensions of 18 mm MDF
	<p>B Back panel 63* / 101** / 148*** LW - 38 mm</p> <p>A Base panel NL - 10 mm LW - 35 mm</p> <p>LW = max 1000 mm</p> <p>NL : 250 [mm] 270 300 350 400 450 500 550 600</p> <p>A – Base panel B – Back panel LW – internal cabin width NL – nominal length of drawer</p>

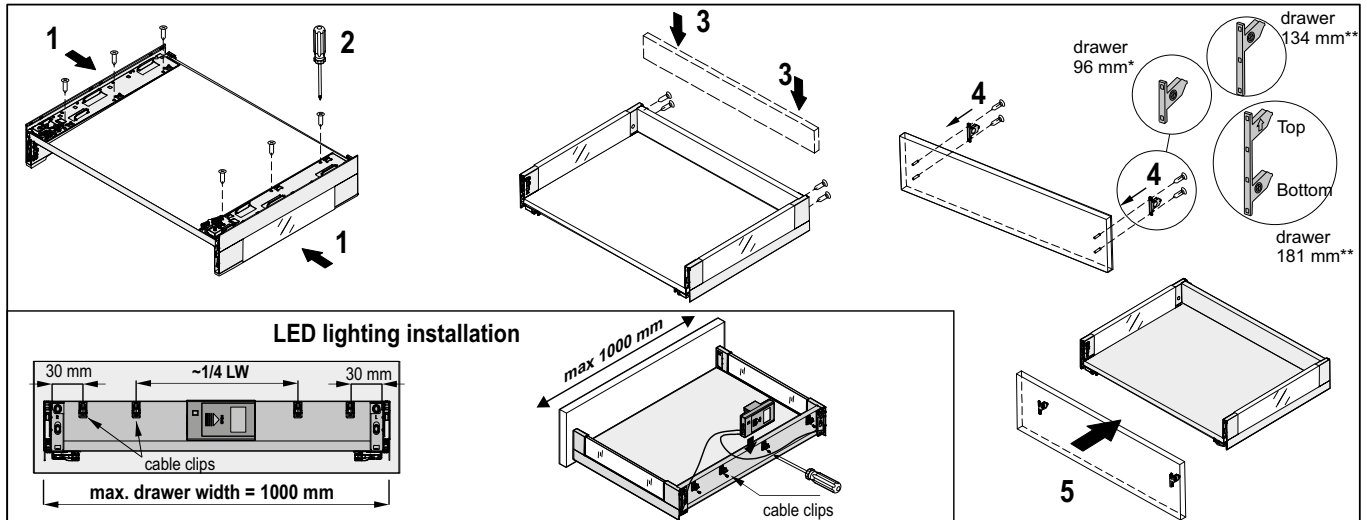
Drawer runner positioning	Installation measurement
<p>D - Positioning of drawer front</p> <p>X = min. 20 mm to max 150 mm (Attention! LED off switch activation distance)</p> <p>Depth of cabinet: (NL + X mm)</p> <p>Warning: in drawers with recessed fronts, the guides should be positioned further back by the thickness of the drawer front!</p>	<p>Front of carcass → NL</p> <p>250 270 300 350 400 450 500 550 600</p> <p>6.3 9 32 64 78 96 128 37</p>

Mounting dimensions of back panel		
<p>drawer 96 mm*</p>	<p>drawer 134 mm**</p>	<p>drawer 181 mm***</p>

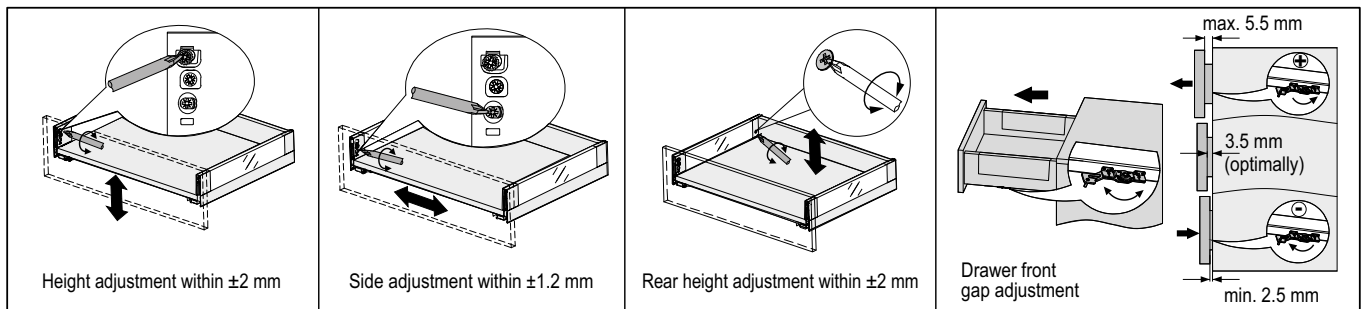
Mounting dimensions for drawer front panel		
<p>Drawer front 96 mm*</p>	<p>Drawer front 134 mm**</p>	<p>Drawer front 181 mm***</p>

Glass sides with LED backlighting

Drawer assembly



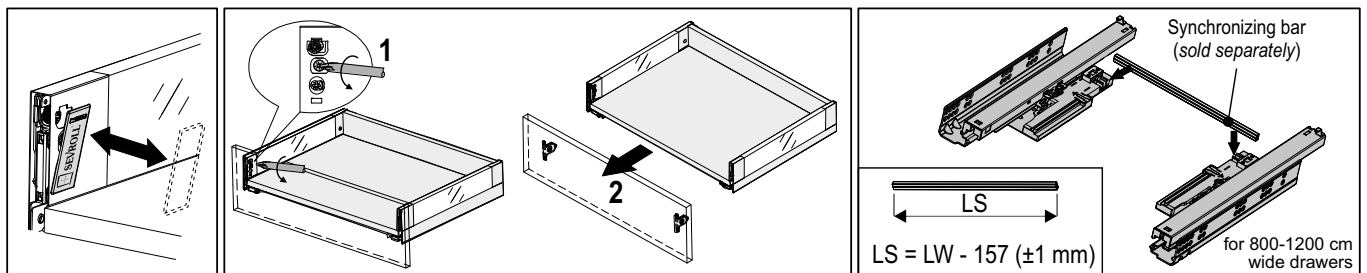
Drawer front regulation



Cover insertion / removal

Drawer front panel removal

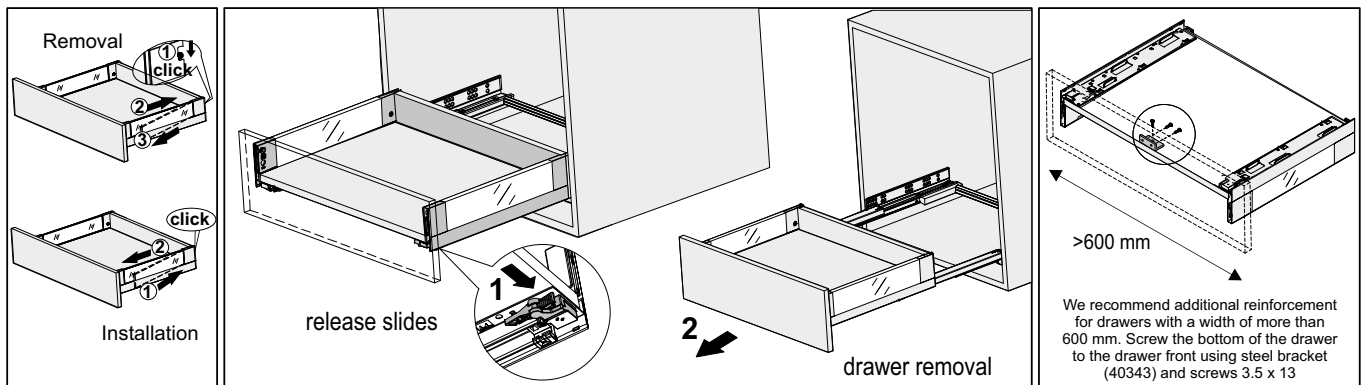
Installation of synchronizing bar Platinum 4D



Removal/installation of glass

Drawer removal

Drawer strengthening



1.3 DRAWERS PLATINIUM - 18 4D SLIM

GLASS SIDES



Drawer PLATINIUM 18 4D SLIM

glass sides h = 96 mm

CODE	COLOUR	LENGTH (mm)	COLLECTIVE PACKAGING	PRICED PER
223690	WHITE	300	4	set
223687	BLACK TEXTURED PAINTED	300	4	set
223691	WHITE	350	4	set
223688	BLACK TEXTURED PAINTED	350	4	set
223692	WHITE	400	4	set
223689	BLACK TEXTURED PAINTED	400	4	set
223296	WHITE	450	4	set
223341	BLACK TEXTURED PAINTED	450	4	set
223297	WHITE	500	4	set
223342	BLACK TEXTURED PAINTED	500	4	set
223298	WHITE	550	4	set
223343	BLACK TEXTURED PAINTED	550	4	set

Drawer PLATINIUM 18 4D SLIM

glass sides h = 134 mm

CODE	COLOUR	LENGTH (mm)	COLLECTIVE PACKAGING	PRICED PER
223702	WHITE	300	4	set
223699	BLACK TEXTURED PAINTED	300	4	set
223703	WHITE	350	4	set
223700	BLACK TEXTURED PAINTED	350	4	set
223704	WHITE	400	4	set
223701	BLACK TEXTURED PAINTED	400	4	set
223299	WHITE	450	4	set
223344	BLACK TEXTURED PAINTED	450	4	set
223300	WHITE	500	4	set
223345	BLACK TEXTURED PAINTED	500	4	set
223301	WHITE	550	4	set
223346	BLACK TEXTURED PAINTED	550	4	set

Drawer PLATINIUM 18 4D SLIM

glass sides h = 181 mm

CODE	COLOUR	LENGTH (mm)	COLLECTIVE PACKAGING	PRICED PER
223714	WHITE	300	4	set
223711	BLACK TEXTURED PAINTED	300	4	set
223715	WHITE	350	4	set
223712	BLACK TEXTURED PAINTED	350	4	set
223716	WHITE	400	4	set
223713	BLACK TEXTURED PAINTED	400	4	set
223302	WHITE	450	4	set
223347	BLACK TEXTURED PAINTED	450	4	set
223303	WHITE	500	4	set
223348	BLACK TEXTURED PAINTED	500	4	set
223304	WHITE	550	4	set
223349	BLACK TEXTURED PAINTED	550	4	set

Steel angle fixing – galvanised



CODE	DIMENSIONS (mm)	COLLECTIVE PACKAGING	PRICED PER
40343	12x21x35	40	item

i Angle section for strengthening drawer front with base

i Templates for drawer fronts and slides available in chapter no. 1.18

i Other PLATINIUM drawer lengths available on request.

i **Included:** 2 drawer slides, 2 drawer sides, 2 front drawer fixings and 2 adjustment covers

GLASS SIDES

Drawer PLATINIUM 18 4D SLIM PUSH

glass sides h = 96 mm



CODE	COLOUR	LENGTH (mm)	COLLECTIVE PACKAGING	PRICED PER
223383	WHITE	450	4	set
223425	BLACK TEXTURED PAINTED	450	4	set
223384	WHITE	500	4	set
223426	BLACK TEXTURED PAINTED	500	4	set
223385	WHITE	550	4	set

Drawer PLATINIUM 18 4D SLIM PUSH

glass sides h = 134 mm

CODE	COLOUR	LENGTH (mm)	COLLECTIVE PACKAGING	PRICED PER
223386	WHITE	450	4	set
223428	BLACK TEXTURED PAINTED	450	4	set
223387	WHITE	500	4	set
223429	BLACK TEXTURED PAINTED	500	4	set
223388	WHITE	550	4	set


Drawer PLATINIUM 18 4D SLIM PUSH

glass sides h = 181 mm

CODE	COLOUR	LENGTH (mm)	COLLECTIVE PACKAGING	PRICED PER
223389	WHITE	450	4	set
223431	BLACK TEXTURED PAINTED	450	4	set
223390	WHITE	500	4	set
223432	BLACK TEXTURED PAINTED	500	4	set
223391	WHITE	550	4	set

Gallery rails for **PLATINIUM** drawer

CODE	COLOUR	LENGTH (mm)	COLLECTIVE PACKAGING	PRICED PER
06685	WHITE	350	25	set
06690	BLACK	350	25	set
06686	WHITE	400	25	set
06691	BLACK	400	25	set
06687	WHITE	450	25	set
06692	BLACK	450	25	set
06688	WHITE	500	25	set
06693	BLACK	500	25	set
06689	WHITE	550	25	set
06694	BLACK	550	25	set

Synchronising bar for **Platinum PUSH** drawer and **DXP-D2-3D** slide

CODE	LENGTH (mm)	COLLECTIVE PACKAGING	PRICED PER
06704	1100	40	item

i Templates for drawer fronts and slides available in chapter no. 1.18

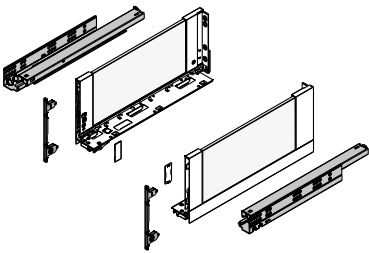
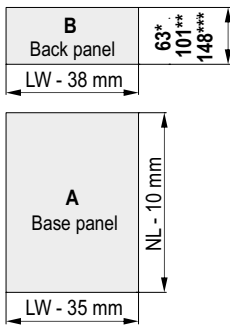
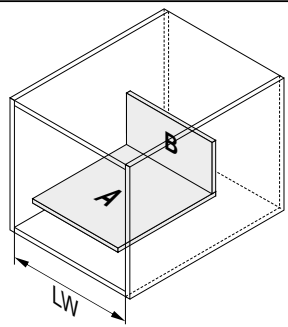
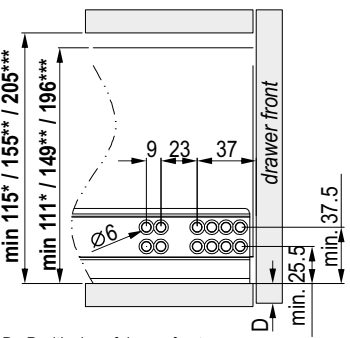
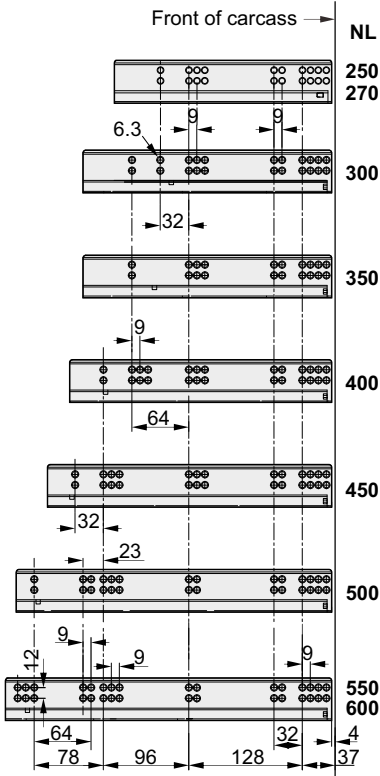
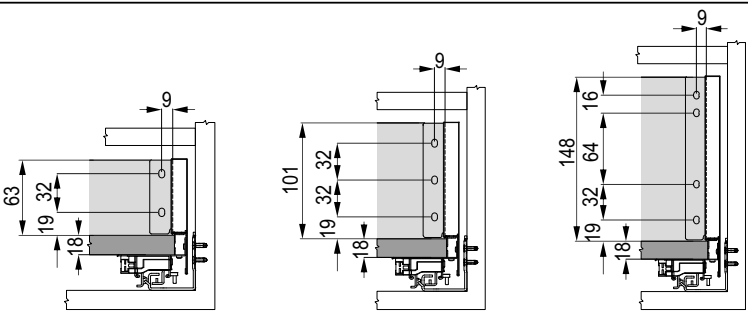
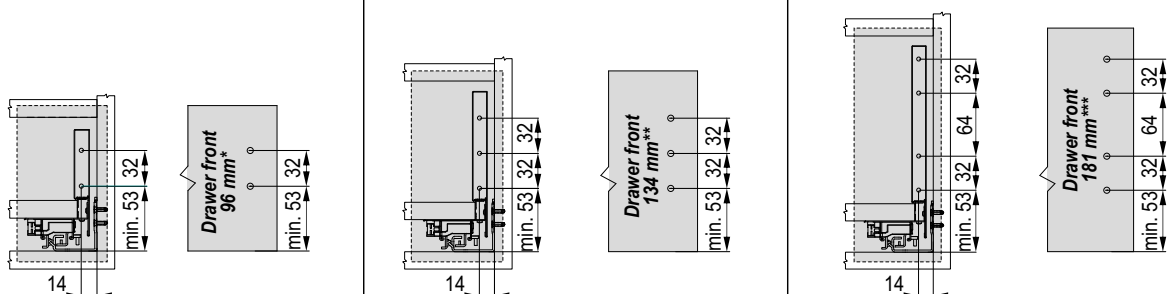
i Other PLATINIUM drawer lengths available on request.

i **Included:** 2 drawer slides, 2 drawer sides, 2 front drawer fixings and 2 adjustment covers

1.3

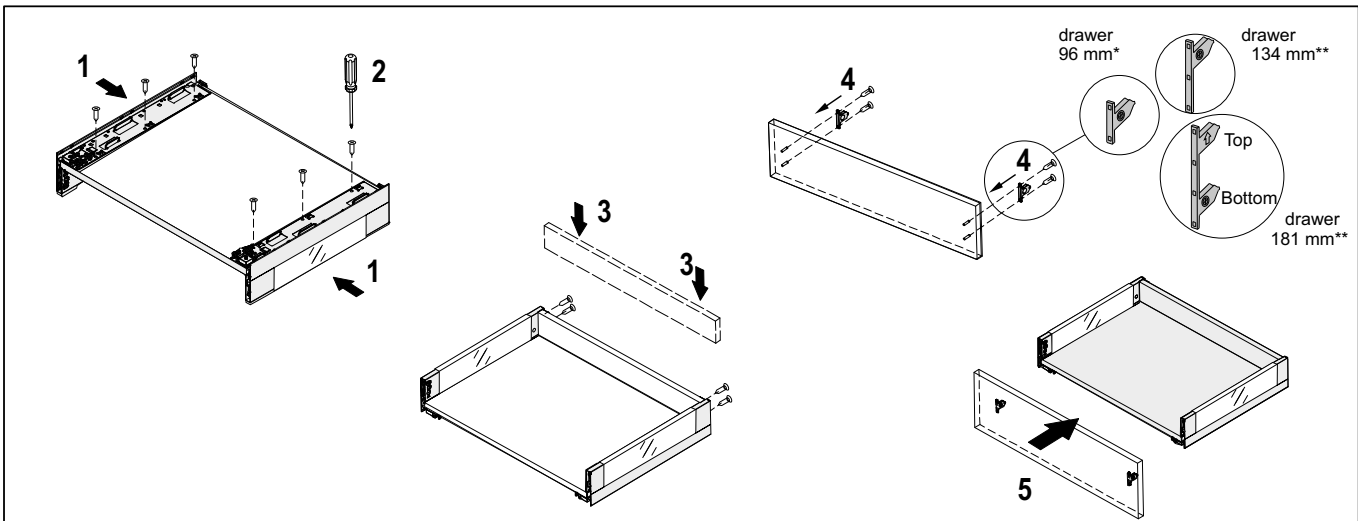
DRAWERS PLATINIUM - 18 4D SLIM – Height 96*/134**/181***mm GLASS SIDES

ATTENTION: * dimensions for drawers 96 mm / ** dimensions for drawers 134 mm / *** dimensions for drawers 181 mm

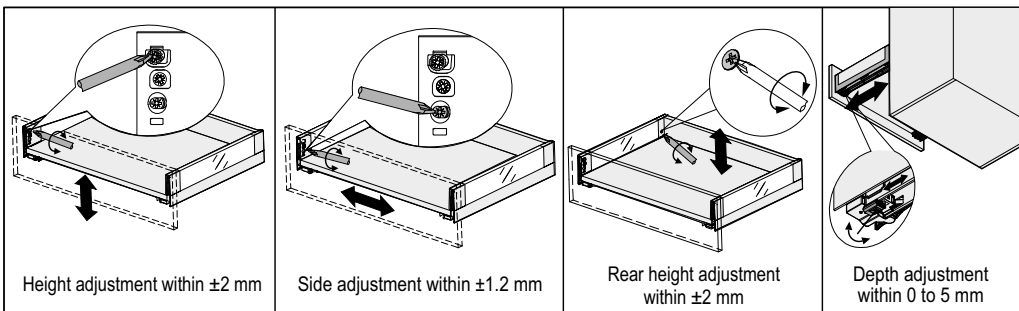
Components	Cutting dimensions of 18 mm MDF	
	 <p>B Back panel LW - 38 mm 63* 101** 148***</p> <p>A Base panel NL - 10 mm LW - 35 mm</p>	 <p>NL : 250 [mm] 270 300 350 400 450 500 550 600</p> <p>A – Base panel B – Back panel LW – internal cabin width NL – nominal length of drawer</p>
Drawer runner positioning		Installation measurement
 <p>Minimal depth of cabinet: (NL + 5 mm)</p> <p>NL</p> <p>37</p> <p>Drawer front installed</p> <p>Warning: in drawers with recessed fronts, the guides should be positioned further back by the thickness of the drawer front!</p> <p>D - Positioning of drawer front</p>		 <p>Front of carcass → NL</p> <p>250 270 300 350 400 450 500 550 600</p> <p>6.3 9 32 64 23 12 78 96 128 4 37</p>
Mounting dimensions of back panel		
 <p>drawer 96 mm*</p> <p>drawer 134 mm**</p> <p>drawer 181 mm***</p>		
Mounting dimensions for drawer front panel		
 <p>Drawer front 96 mm*</p> <p>Drawer front 134 mm**</p> <p>Drawer front 181 mm***</p>		

GLASS SIDES

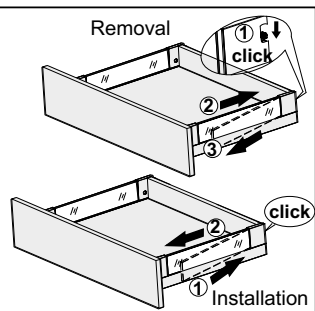
Drawer assembly



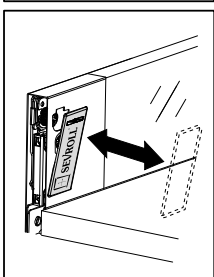
Drawer front regulation



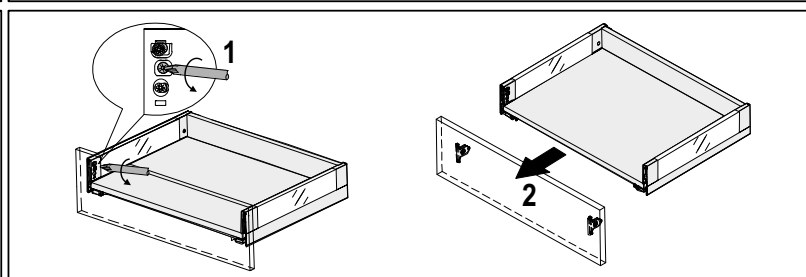
Removal/installation of glass



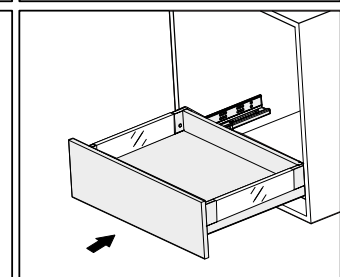
Cover insertion / removal



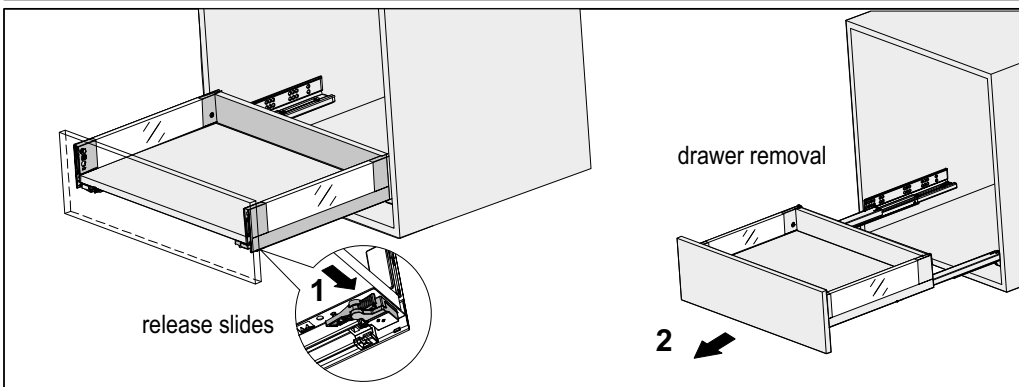
Drawer front panel removal



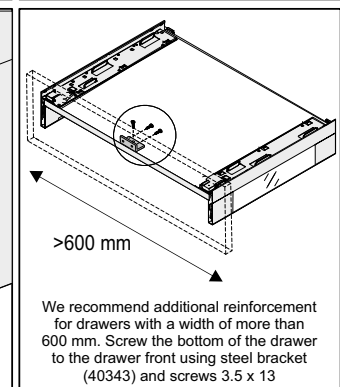
Drawer insertion



Drawer removal

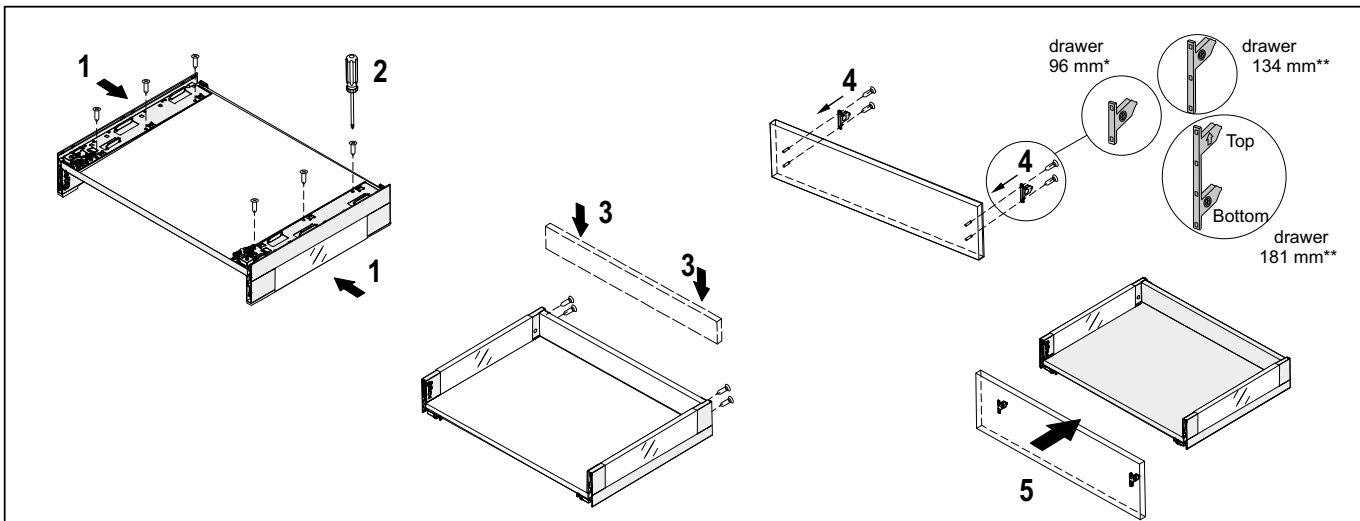


Drawer strengthening

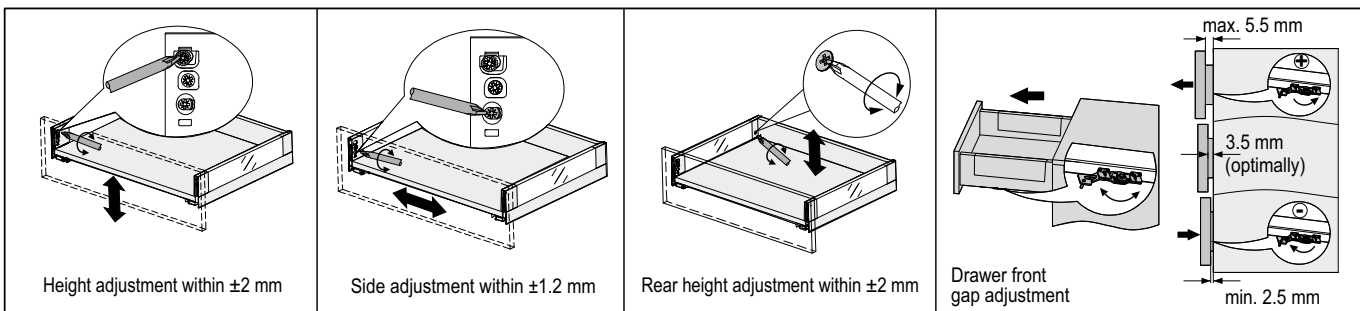


GLASS SIDES

Drawer assembly



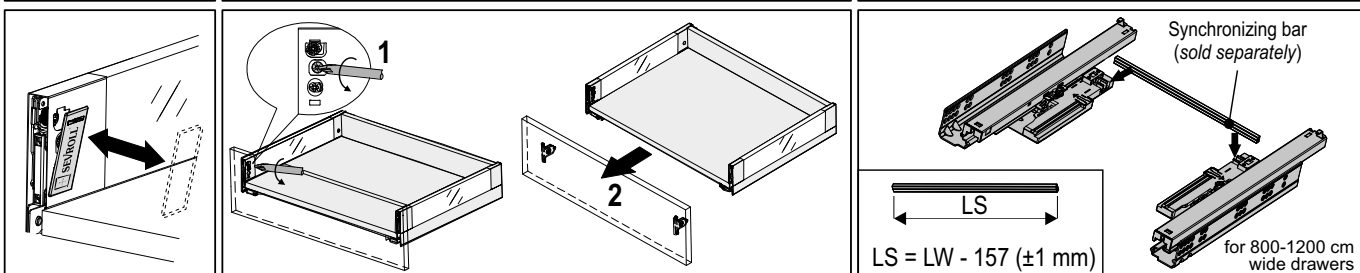
Drawer front regulation



Cover insertion / removal

Drawer front panel removal

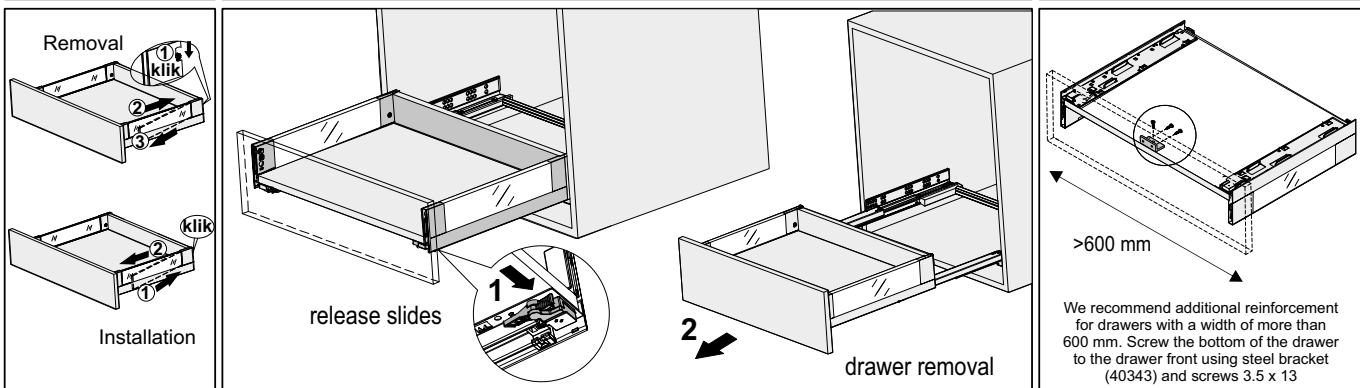
Installation of synchronizing bar Platinum 4D



Removal/installation of glass

Drawer removal

Drawer strengthening



1.5 DRAWERS PLATINIUM 18 4D SLIM

STEEL SIDES



Drawer PLATINIUM 18 4D SLIM
steel sides h = 96 mm

CODE	COLOUR	LENGTH (mm)	COLLECTIVE PACKAGING	PRICED PER
223314	BLACK TEXTURED PAINTED	250	4	set
223270	WHITE	270	4	set
223315	BLACK TEXTURED PAINTED	270	4	set
223271	WHITE	300	4	set
223316	BLACK TEXTURED PAINTED	300	4	set
223272	WHITE	350	4	set
223317	BLACK TEXTURED PAINTED	350	4	set
223273	WHITE	400	4	set
223318	BLACK TEXTURED PAINTED	400	4	set
223274	WHITE	450	4	set
223319	BLACK TEXTURED PAINTED	450	4	set
223275	WHITE	500	4	set
223320	BLACK TEXTURED PAINTED	500	4	set
223276	WHITE	550	4	set
223321	BLACK TEXTURED PAINTED	550	4	set
223277	WHITE	600	4	set
223322	BLACK TEXTURED PAINTED	600	4	set

Drawer PLATINIUM 18 4D SLIM
steel sides h = 134 mm

CODE	COLOUR	LENGTH (mm)	COLLECTIVE PACKAGING	PRICED PER
223278	WHITE	250	4	set
223323	BLACK TEXTURED PAINTED	250	4	set
223279	WHITE	270	4	set
223324	BLACK TEXTURED PAINTED	270	4	set
223280	WHITE	300	4	set
223325	BLACK TEXTURED PAINTED	300	4	set
223281	WHITE	350	4	set
223326	BLACK TEXTURED PAINTED	350	4	set
223282	WHITE	400	4	set
223327	BLACK TEXTURED PAINTED	400	4	set
223283	WHITE	450	4	set
223328	BLACK TEXTURED PAINTED	450	4	set
223284	WHITE	500	4	set
223329	BLACK TEXTURED PAINTED	500	4	set
223285	WHITE	550	4	set
223330	BLACK TEXTURED PAINTED	550	4	set
223286	WHITE	600	4	set
223331	BLACK TEXTURED PAINTED	600	4	set

Drawer PLATINIUM 18 4D SLIM
steel sides h = 181 mm

CODE	COLOUR	LENGTH (mm)	COLLECTIVE PACKAGING	PRICED PER
223288	WHITE	270	4	set
223333	BLACK TEXTURED PAINTED	270	4	set
223289	WHITE	300	4	set
223334	BLACK TEXTURED PAINTED	300	4	set
223290	WHITE	350	4	set
223335	BLACK TEXTURED PAINTED	350	4	set
223291	WHITE	400	4	set
223336	BLACK TEXTURED PAINTED	400	4	set
223292	WHITE	450	4	set
223337	BLACK TEXTURED PAINTED	450	4	set
223293	WHITE	500	4	set
223338	BLACK TEXTURED PAINTED	500	4	set
223294	WHITE	550	4	set
223339	BLACK TEXTURED PAINTED	550	4	set
223295	WHITE	600	4	set
223340	BLACK TEXTURED PAINTED	600	4	set

i Templates for drawer fronts and slides available in chapter no. 1.18

i Other PLATINIUM drawer lengths available on request.

i **Included:** 2 drawer slides, 2 drawer sides, 2 front drawer fixings and 2 adjustment covers

STEEL SIDES


Drawer PLATINIUM 18 4D SLIM PUSH
steel sides h = 96 mm


CODE	COLOUR	LENGTH (mm)	COLLECTIVE PACKAGING	PRICED PER
223359	WHITE	250	4	set
223360	WHITE	270	4	set
223361	WHITE	300	4	set
223362	WHITE	350	4	set
223363	WHITE	400	4	set
223405	BLACK TEXTURED PAINTED	400	4	set
223364	WHITE	450	4	set
223406	BLACK TEXTURED PAINTED	450	4	set
223365	WHITE	500	4	set
223407	BLACK TEXTURED PAINTED	500	4	set
223366	WHITE	550	4	set

Drawer PLATINIUM 18 4D SLIM PUSH
steel sides h = 134 mm

CODE	COLOUR	LENGTH (mm)	COLLECTIVE PACKAGING	PRICED PER
223367	WHITE	250	4	set
223368	WHITE	270	4	set
223369	WHITE	300	4	set
223370	WHITE	350	4	set
223371	WHITE	400	4	set
223413	BLACK TEXTURED PAINTED	400	4	set
223372	WHITE	450	4	set
223414	BLACK TEXTURED PAINTED	450	4	set
223373	WHITE	500	4	set
223415	BLACK TEXTURED PAINTED	500	4	set
223374	WHITE	550	4	set

Drawer PLATINIUM 18 4D SLIM PUSH
steel sides h = 181 mm

CODE	COLOUR	LENGTH (mm)	COLLECTIVE PACKAGING	PRICED PER
223376	WHITE	270	4	set
223377	WHITE	300	4	set
223378	WHITE	350	4	set
223379	WHITE	400	4	set
223421	BLACK TEXTURED PAINTED	400	4	set
223380	WHITE	450	4	set
223422	BLACK TEXTURED PAINTED	450	4	set
223381	WHITE	500	4	set
223423	BLACK TEXTURED PAINTED	500	4	set
223382	WHITE	550	4	set

Synchronising bar for Platinum PUSH drawer and DXP-D2-3D slide


CODE	LENGTH (mm)	COLLECTIVE PACKAGING	PRICED PER
06704	1100	40	item

i Templates for drawer fronts and slides available in chapter no. 1.18

i Other PLATINIUM drawer lengths available on request.

i **Included:** 2 drawer slides, 2 drawer sides, 2 front drawer fixings and 2 adjustment covers

1.5 DRAWERS PLATINIUM 18 4D SLIM

STEEL SIDES

Gallery rails for PLATINIUM drawer



CODE	COLOUR	LENGTH (mm)	COLLECTIVE PACKAGING	PRICED PER
06685	WHITE	350	25	set
06690	BLACK	350	25	set
06686	WHITE	400	25	set
06691	BLACK	400	25	set
06687	WHITE	450	25	set
06692	BLACK	450	25	set
06688	WHITE	500	25	set
06693	BLACK	500	25	set
06689	WHITE	550	25	set
06694	BLACK	550	25	set

Steel angle fixing – galvanised



CODE	DIMENSIONS (mm)	COLLECTIVE PACKAGING	PRICED PER
40343	12 x 21 x 35	40	item

i Angle section for strengthening drawer front with base

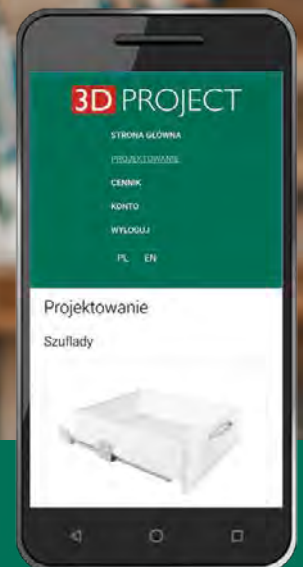
List of base and back panel dimensions for standard carcasses.

SLIDE LENGTH (mm)	SIDE HEIGHT (mm)	CABINET WIDTHS (mm)	300 mm		400 mm		500 mm	
			width	height	width	height	width	height
450 mm	96	BACK PANEL	226	63	326	63	426	63
	134		226	101	326	101	426	101
	181		226	148	326	148	426	148
	-	BASE PANEL	229	440	329	440	429	440
500 mm	96	BACK PANEL	226	63	326	63	426	63
	134		226	101	326	101	426	101
	181		226	148	326	148	426	148
	-	BASE PANEL	229	490	329	490	429	490

SLIDE LENGTH (mm)	SIDE HEIGHT (mm)	CABINET WIDTHS (mm)	600 mm		800 mm		900 mm	
			width	height	width	height	width	height
450 mm	96	BACK PANEL	526	63	726	63	826	63
	134		526	101	726	101	826	101
	181		526	148	726	148	826	148
	-	BASE PANEL	529	440	729	440	829	440
500 mm	96	BACK PANEL	526	63	726	63	826	63
	134		526	101	726	101	826	101
	181		526	148	726	148	826	148
	-	BASE PANEL	529	490	729	490	829	490

- Drawer filling - 18 mm
- Carcase board - 18 mm
- back panel LW - 38 mm
- Base panel LW - 35 mm
- Base panel NL - 10 mm

SEVROLL



3D PROJECT

free program for drawer design



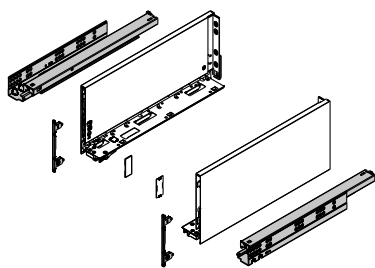
- ▶ Fantastic solution to calculate formulas for drawers and slides*
- ▶ Intuitive interface
- ▶ All information in one place
- ▶ Professional tool for all carpenters

* applies to drawers PLATINIUM - 18 4D Slim, V-BOX 3D Slim, Sevrollbox Slim 3D, Sevrollbox Slim, undermount slides DXS-3D synchro with soft-close, undermount slides DXP-3D synchro with system PUSH, full extension ball-bearing slides with soft-close and pull-out ladders.

DRAWERS PLATINIUM - 18 4D SLIM – Height 96*/134/181***mm**
STEEL SIDES

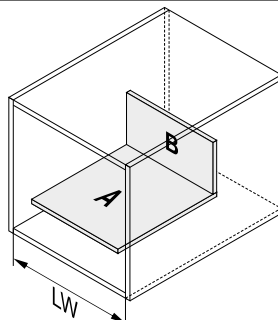
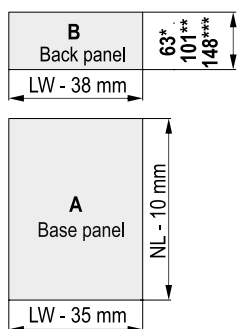
ATTENTION: * dimensions for drawers 96 mm / ** dimensions for drawers 134 mm / *** dimensions for drawers 181 mm

Components



ATTENTION!
screws are **not** included

Cutting dimensions of 18 mm MDF

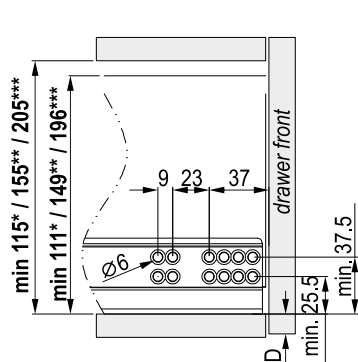


NL : 250 [mm]
270
300
350
400
450
500
550
600

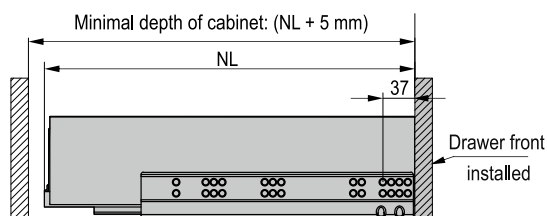
A – Base panel
B – Back panel

LW – internal cabin width
NL – nominal length of drawer

Drawer runner positioning

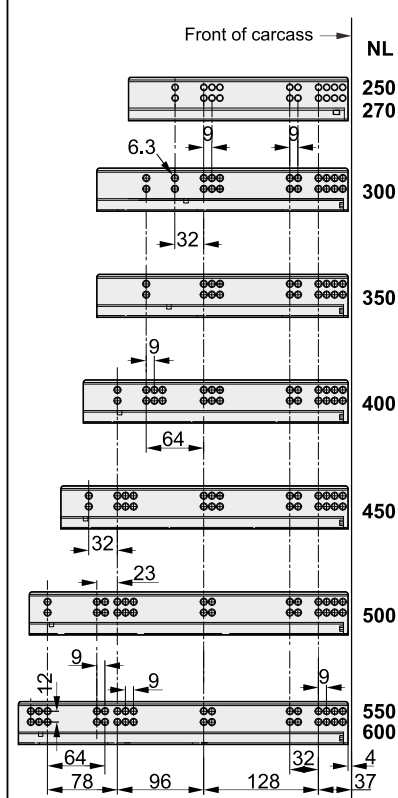


D - Positioning of drawer front

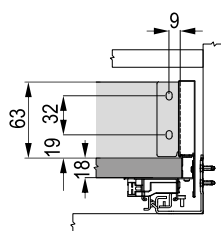


Warning:
in drawers with recessed fronts, the guides should be positioned further back by the thickness of the drawer front!

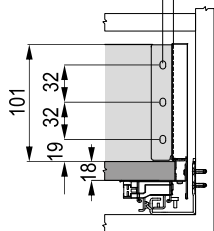
Installation measurement



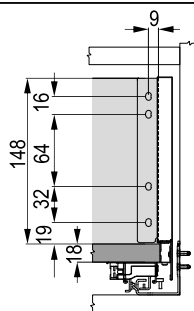
Mounting dimensions of back panel



drawer 96 mm*

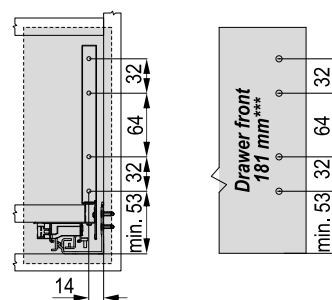
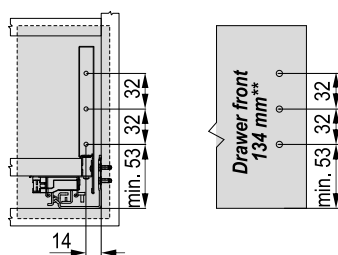
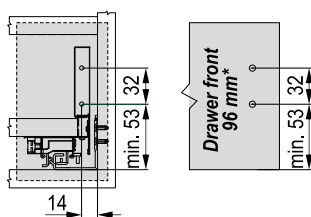


drawer 134 mm**



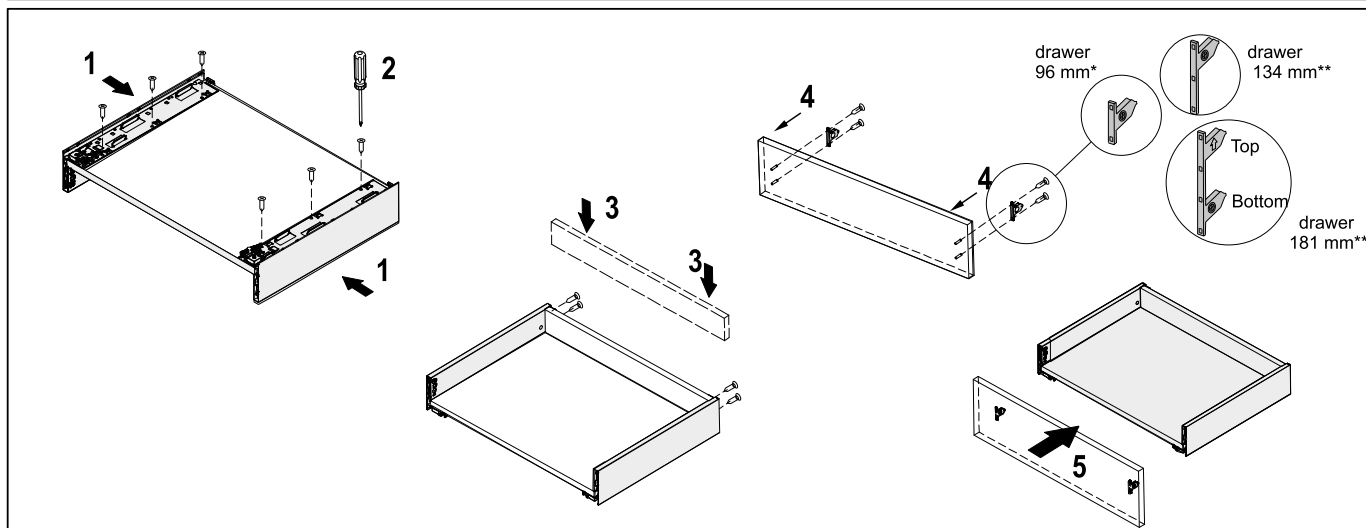
*drawer 181 mm****

Mounting dimensions for drawer front panel

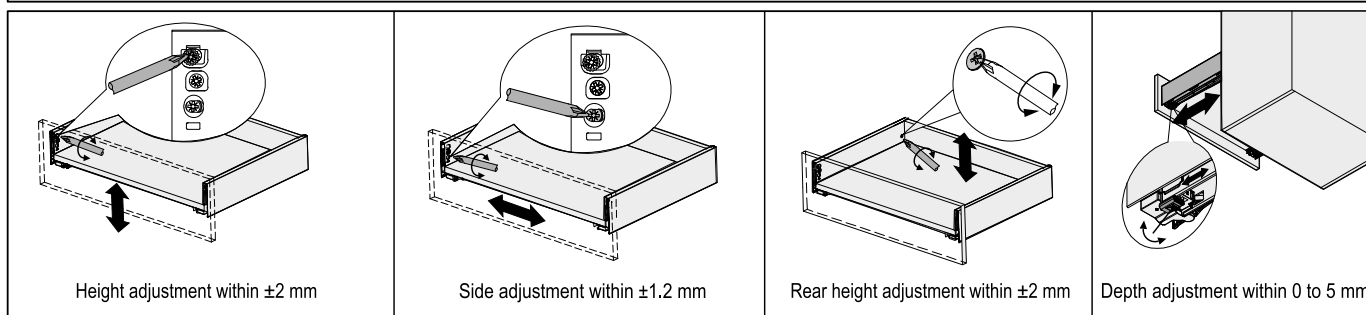


STEEL SIDES

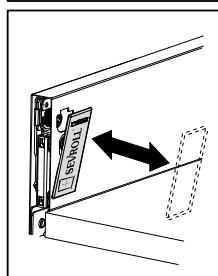
Drawer assembly



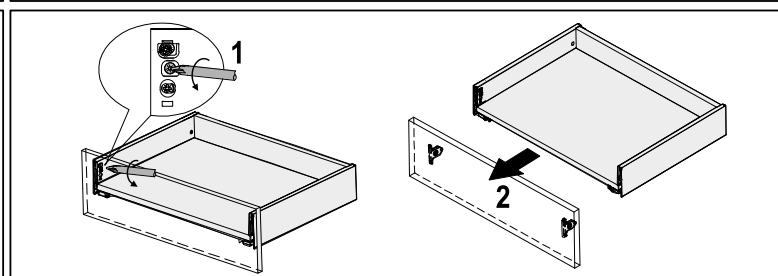
Drawer front regulation



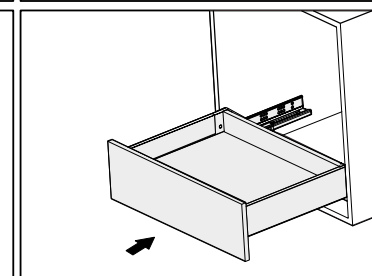
Cover insertion / removal



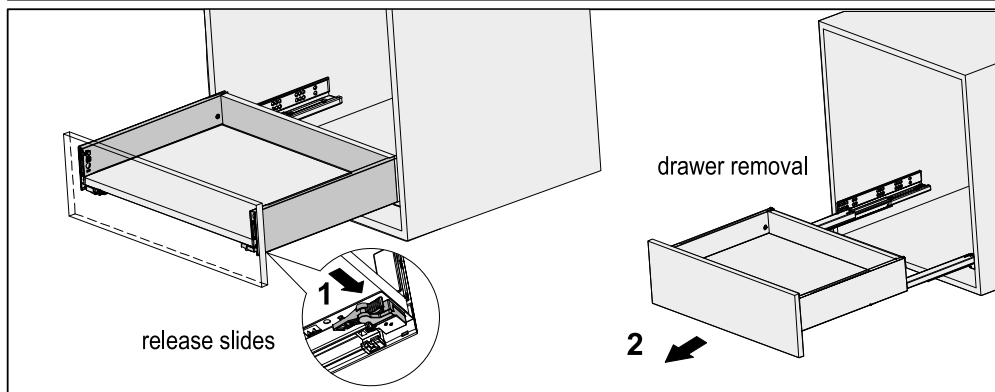
Drawer front panel removal



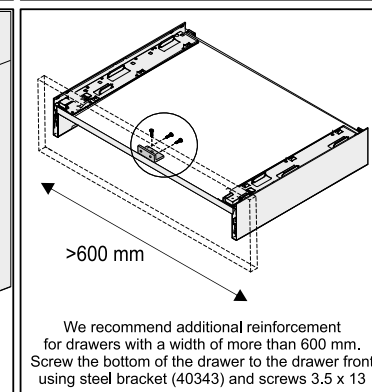
Drawer insertion



Drawer removal

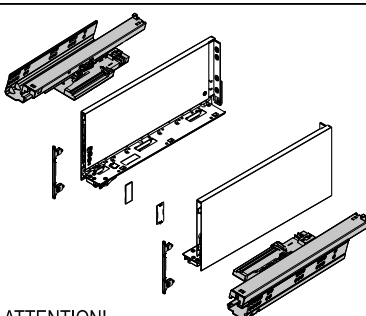
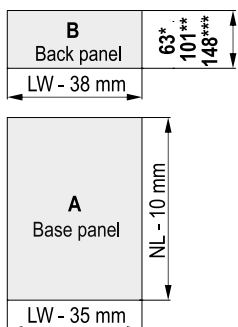
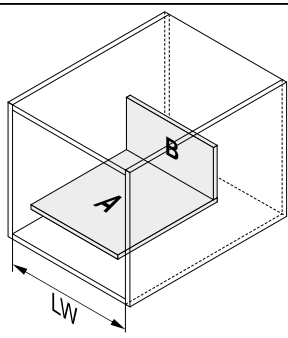
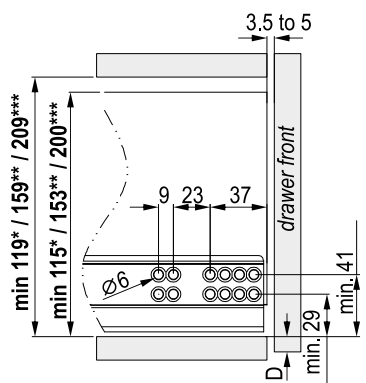
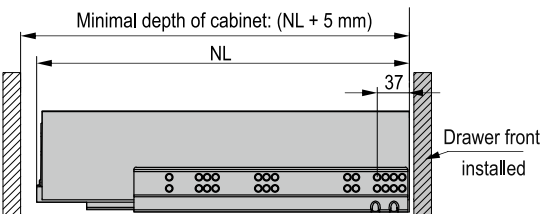
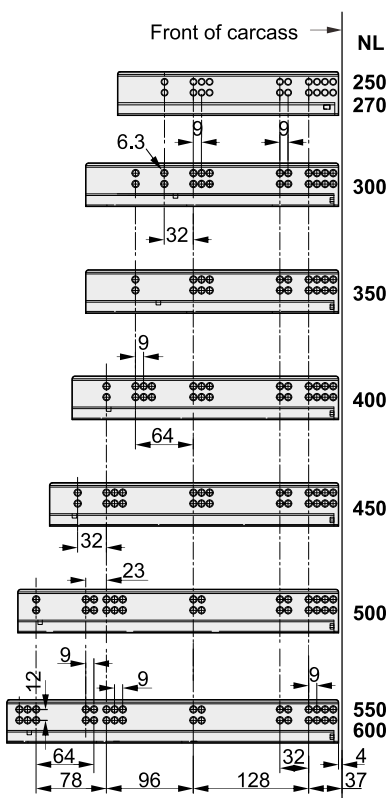
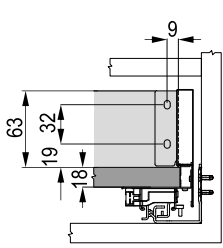
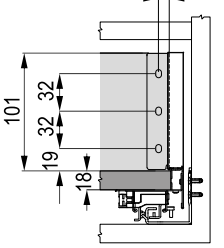
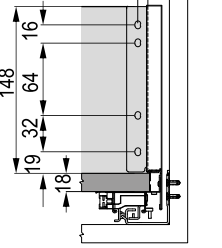
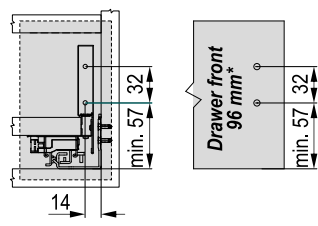
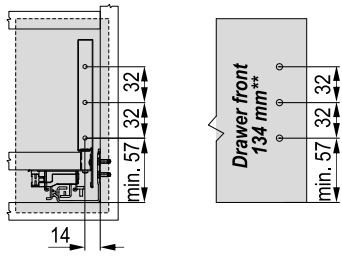
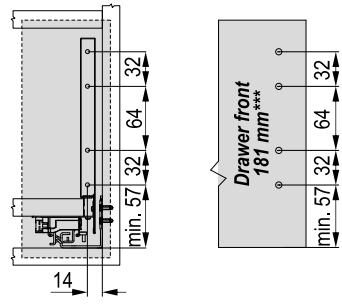


Drawer strengthening



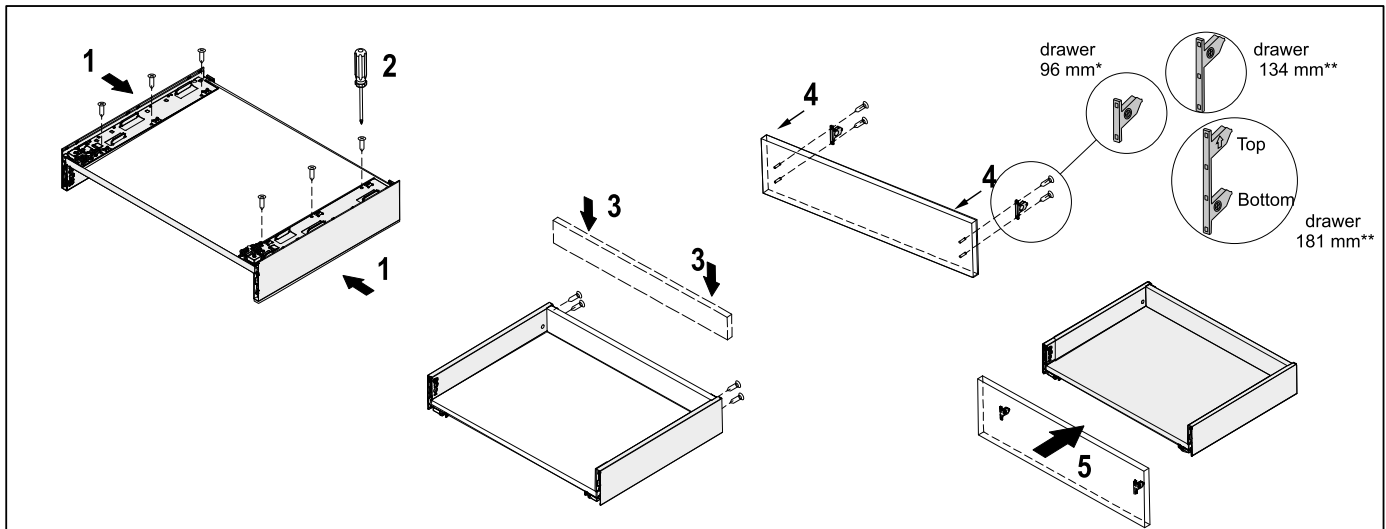
1.6 DRAWERS PLATINIUM - 18 4D SLIM PUSH – Height 96*/134**/181***mm STEEL SIDES

ATTENTION: * dimensions for drawers 96 mm / ** dimensions for drawers 134 mm / *** dimensions for drawers 181 mm

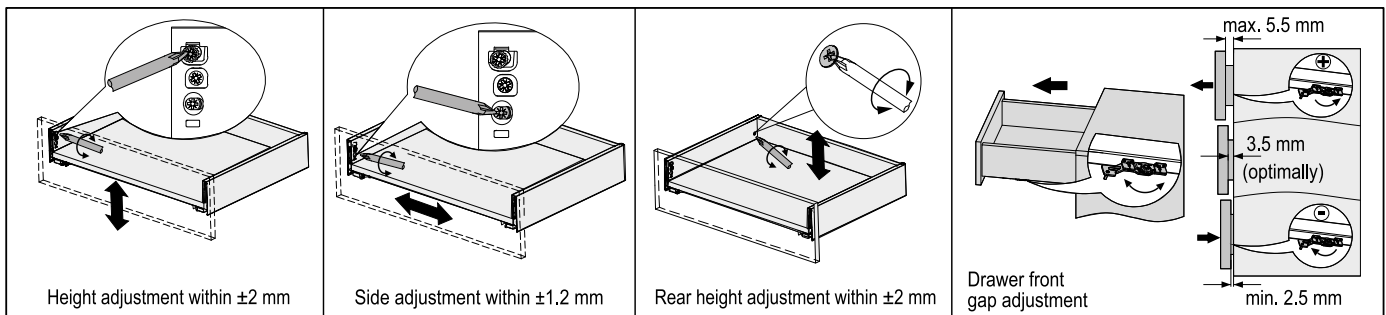
Components	Cutting dimensions of 18 mm MDF	
 <p>ATTENTION! screws are not included</p>	 <p>B Back panel 63* / 101** / 148*** LW - 38 mm</p> <p>A Base panel NL - 10 mm LW - 35 mm</p>	 <p>NL : 250 [mm] 270 300 350 400 450 500 550 600</p> <p>A – Base panel B – Back panel LW – internal cabin width NL – nominal length of drawer</p>
Drawer runner positioning		Installation measurement
 <p>D - Positioning of drawer front</p>  <p>Minimal depth of cabinet: (NL + 5 mm)</p> <p>37</p> <p>Drawer front installed</p> <p>Warning: in drawers with recessed fronts, the guides should be positioned further back by the thickness of the drawer front!</p>		 <p>Front of carcass</p> <p>NL 250 270 300 350 400 450 500 550 600</p> <p>6.3 9 32 64 23 12 78 96 128 32 4 37</p>
Mounting dimensions of back panel		
 <p>drawer 96 mm*</p>  <p>drawer 134 mm**</p>  <p>drawer 181 mm***</p>		
Mounting dimensions for drawer front panel		
 <p>Drawer front 96 mm*</p>  <p>Drawer front 134 mm**</p>  <p>Drawer front 181 mm***</p>		

STEEL SIDES

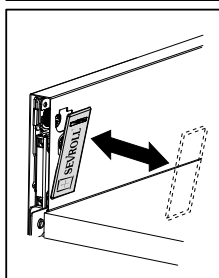
Drawer assembly



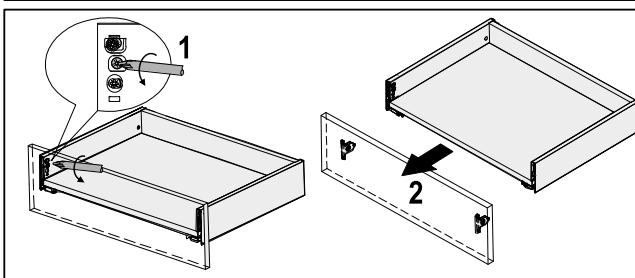
Drawer front regulation



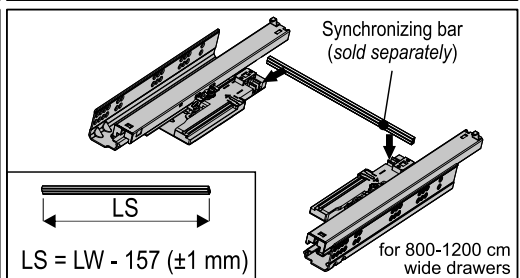
Cover insertion / removal



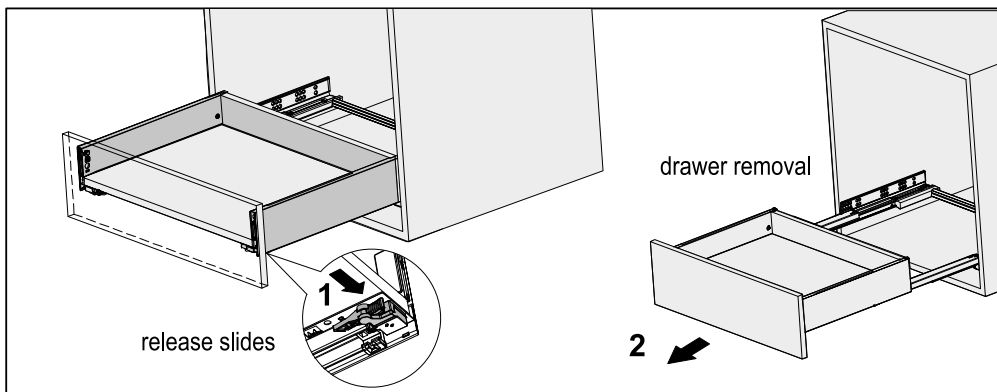
Drawer front panel removal



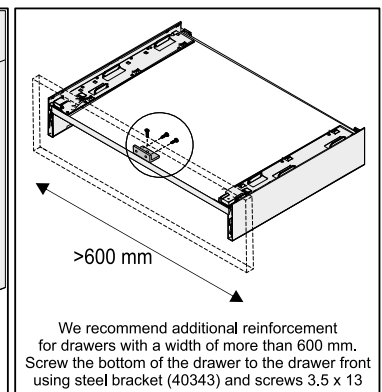
Installation of synchronizing bar Platinum 4D



Drawer removal



Drawer strengthening



1.7 DRAWERS PLATINIUM - 18 4D SLIM


Front base profile for internal drawer **PLATINIUM H=96/181**



CODE	COLOUR	LENGTH (mm)	COLLECTIVE PACKAGING	PRICED PER
06205	WHITE	1200	20	item
06505	BLACK	1200	20	item

i This component is to be trimmed, used to assemble internal drawer fronts

Front base profile for internal drawer **PLATINIUM H=134**



CODE	COLOUR	LENGTH (mm)	COLLECTIVE PACKAGING	PRICED PER
06206	WHITE	1200	20	item
06506	BLACK	1200	20	item

i This component is to be trimmed, used to assemble internal drawer fronts


Front base profile for glass internal drawer front **PLATINIUM H= 96mm/134mm/181mm**



CODE	COLOUR	LENGTH (mm)	COLLECTIVE PACKAGING	PRICED PER
06233	WHITE	1200	20	set
06507	BLACK	1200	20	set

i This component is to be trimmed, used to assemble internal drawer fronts

Front railing for **PLATINIUM** internal drawer



CODE	COLOUR	LENGTH (mm)	COLLECTIVE PACKAGING	PRICED PER
06204	WHITE	1200	20	item
06508	BLACK	1200	20	item

i This component is to be trimmed, used to assemble internal drawer fronts

Set for PLATINIUM internal drawer



CODE	COLOUR	HEIGHT (mm)	COLLECTIVE PACKAGING	PRICED PER
06198	WHITE	96	10	set
06502	BLACK	96	10	set
06199	WHITE	134	10	set
06503	BLACK	134	10	set
06200	WHITE	181	10	set
06504	BLACK	181	10	set

i These elements are for producing internal drawer fronts

Glass front fitting set for PLATINIUM internal drawer



CODE	COLOUR	HEIGHT (mm)	COLLECTIVE PACKAGING	PRICED PER
06201	WHITE	96	10	set
06499	BLACK	96	10	set
06202	WHITE	134	10	set
06500	BLACK	134	10	set
06203	WHITE	181	10	set
06501	BLACK	181	10	set

i These elements are for producing internal drawer fronts

1.7 DRAWER PLATINIUM - 18 4D SLIM

Set for internal drawer

Components:

Drawer PLATINIUM-18 4D SLIM and PLATINIUM 4D glass sides
h = 96 / h = 134 / h = 181 mm

Length: 250 [mm]
270
300
350
400
450
500
550
600

Drawer front base profile for internal drawer PLATINIUM SLIM for height:

h = 134	h = 96 i h = 181

Universal drawer front railing for internal drawer PLATINIUM SLIM

Only for use with PLATINIUM SLIM 4D
h = 134 mm and h = 181 mm

Set for internal drawer PLATINIUM SLIM h = 96 mm

106
4x16
4x16
Screws for "drawer front base profile"

Set for internal drawer PLATINIUM SLIM h = 134 mm

144
4x16
4x16
Screws for "drawer front base profile"

Set for internal drawer PLATINIUM SLIM h = 181 mm

190
4x16
4x16
Screws for "drawer front base profile"

Cutting dimensions of profiles

Drawer front base profile

$L_p = LW - 137 \text{ mm}$

Universal drawer front railing

$L_R = LW - 126 \text{ mm}$

NL : 250 [mm]
270
300
350
400
450
500
550
600

LW – internal width of carcass
NL – nominal length of the drawer

Calculations for the back wall and base of the drawer can be found in the instructions PLATINIUM-18 4D SLIM

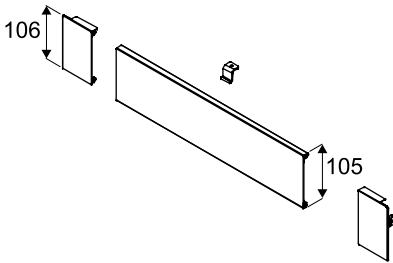
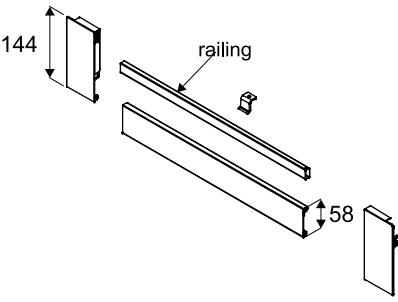
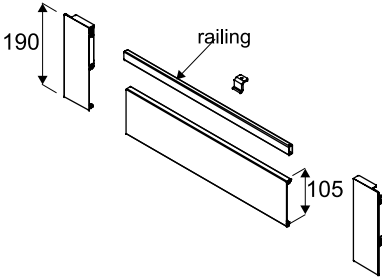
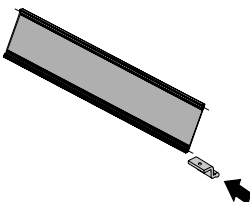
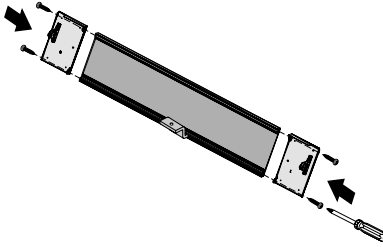
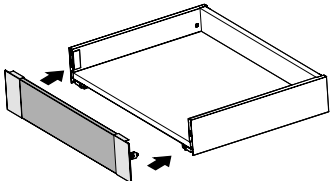
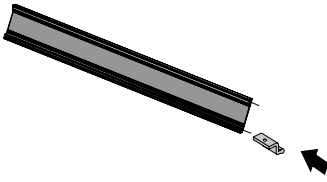
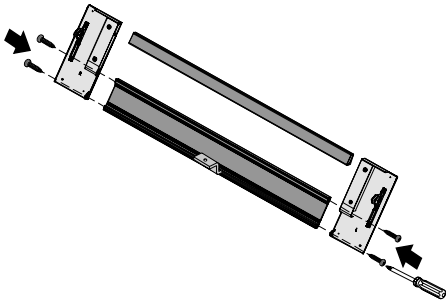
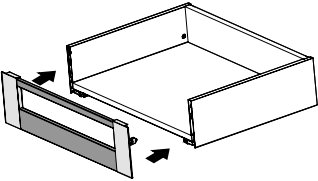
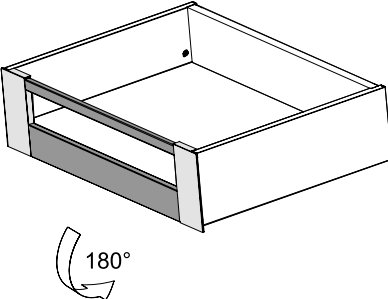
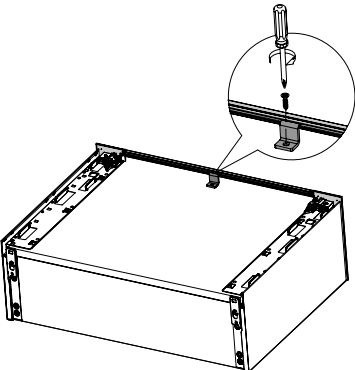
Mounting dimensions

ATTENTION: * dimensions for drawers PLATINIUM 4D / ** dimensions for drawers PLATINIUM 4D PUSH

PLATINIUM SLIM 4D H = 96 mm	PLATINIUM SLIM 4D H = 134 mm	PLATINIUM SLIM 4D H = 181 mm
<p>minimum carcass length: $(NL + 5 \text{ mm})^* / (NL + 14 \text{ mm})^{**}$</p> <p>Drawer with flush front</p> <p>The front of the drawer sits level with the carcass edges</p>	<p>minimum carcass length: $(NL + 14 \text{ mm})^* / (NL + 23 \text{ mm})^{**}$</p> <p>Drawer with inset front</p> <p>9 mm</p> <p>ATTENTION! To ensure that the drawers cover the high front applied, the slides should be taken back by 9 mm (one hole in the slide) into the carcass</p>	

(If the drawer is fitted with LED lights, an additional space for activating the off switch must be taken into consideration)

Set for internal drawer

The front of the internal drawer h = 96	The front of the internal drawer h = 134	The front of the internal drawer h = 181
		
Installing the drawer front for PLATINIUM SLIM h = 96 mm		
 1	 2	 3
Installing the drawer front for PLATINIUM SLIM h = 134 mm and h = 181 mm		
 1	 2	 3
Fixing the internal drawer front to base with support connector		
 4	 5	

1.7 DRAWER PLATINIUM - 18 4D SLIM

Glass front fitting set for internal drawer

Components:

Drawer PLATINIUM-18 4D SLIM and PLATINIUM 4D glass sides
h = 96 / h = 134 / h = 181 mm

Length: 250 [mm]
270
300
350
400
450
500
550
600

Front base profile for glass internal drawer front
PLATINIUM SLIM for height h = 96 / h = 134 / h = 181 mm

Glass front fitting Set for internal drawer front
PLATINIUM SLIM h = 96 mm

L R 106 4x16
4x16
Screws for "drawer front base profile"

Glass front fitting Set for internal drawer front
PLATINIUM SLIM h = 134 mm

L R 144 4x16
4x16
Screws for "drawer front base profile"

Glass front fitting Set for internal drawer front
PLATINIUM SLIM h = 181 mm

L R 190 4x16
4x16
Screws for "drawer front base profile"

Cutting dimensions of profiles

NL : 250 [mm]
270
300
350
400
450
500
550
600

LW – internal width of carcass
NL – nominal length of the drawer

Front base profile for glass internal drawer front

$L_p = LW - 137 \text{ mm}$

Glass # 8 mm

Edges should be polished and chamfered!

$L_{sz} = LW - 126 \text{ mm}$

H_{sz}:
44 mm (for h = 96)
82 mm (for h = 134)
129 mm (for h = 181)

Calculations for the back wall and base of the drawer can be found in the instructions PLATINIUM SLIM 4D

Mounting dimensions

ATTENTION! * dimensions for drawers PLATINIUM 4D / ** dimensions for drawers PLATINIUM 4D PUSH

PLATINIUM SLIM 4D
H = 96 mm

min 115* / 119**
min 111* / 115**
min. 25.5* / 29**
min. 37.5* / 41**

PLATINIUM SLIM 4D
H = 134 mm

min 155* / 159**
min 149* / 153**
min. 25.5* / 29**
min. 37.5* / 41**

PLATINIUM SLIM 4D
H = 181 mm

min 205* / 209**
min 196* / 200**
min. 25.5* / 29**
min. 37.5* / 41**

minimum carcass length: (NL + 5 mm)* / (NL + 14 mm)**

Drawer with flush front

The front of the drawer sits level with the carcass edges

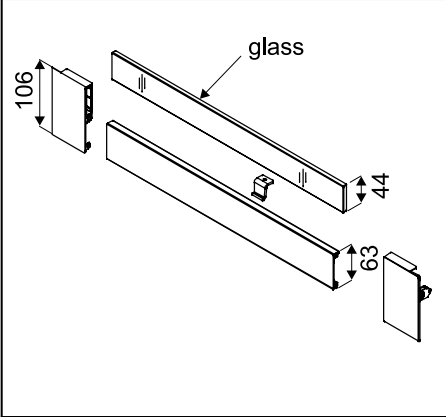
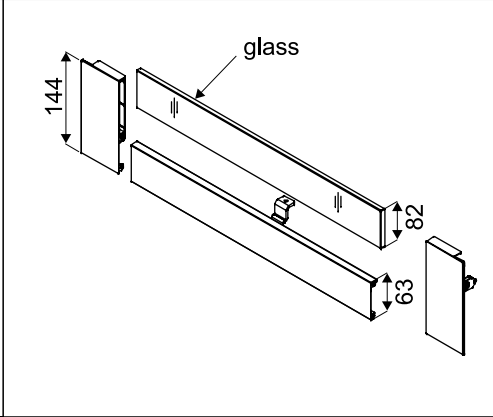
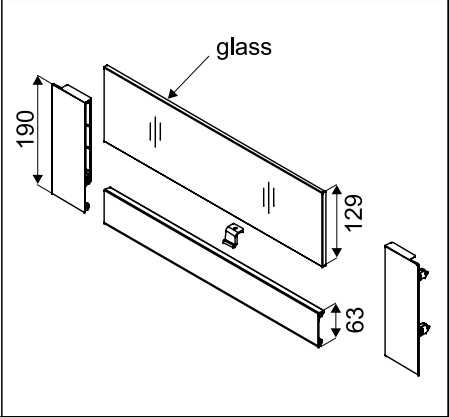
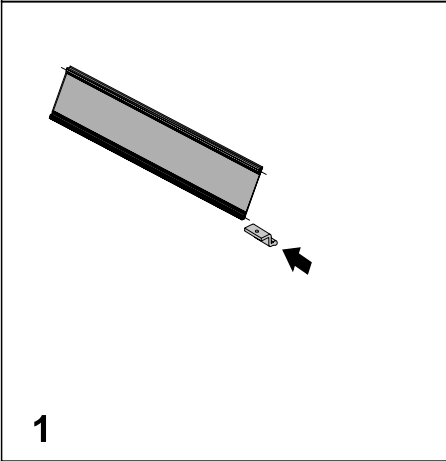
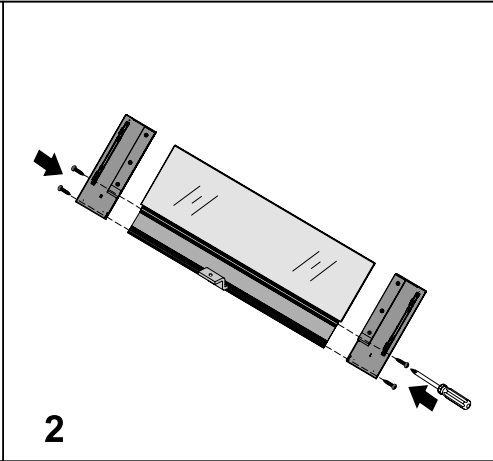
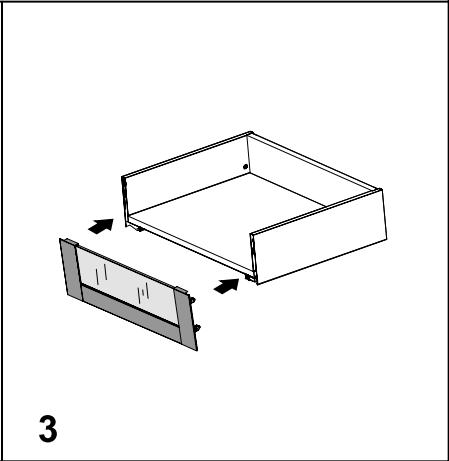
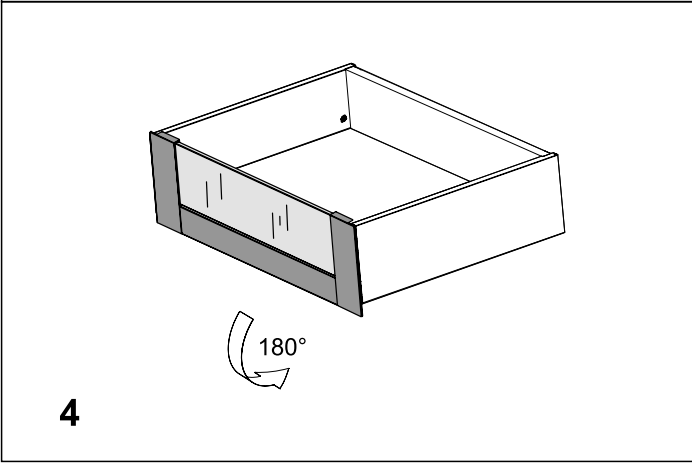
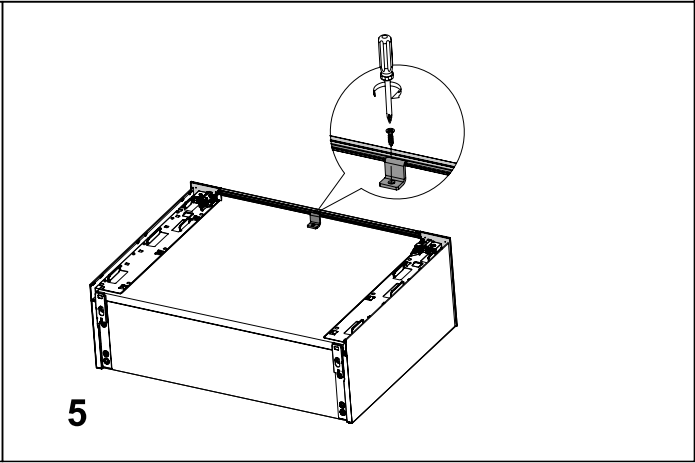
minimum carcass length: (NL + 14 mm)* / (NL + 23 mm)**

Drawer with inset front 9 mm

ATTENTION! To ensure that the drawers cover the high front applied, the slides should be taken back by 9 mm (one hole in the slide) into the carcass

(If the drawer is fitted with LED lights, an additional space for activating the off switch must be taken into consideration)

Glass front fitting set for internal drawer

The front of the internal drawer with glass h = 96	The front of the internal drawer with glass h = 134	The front of the internal drawer with glass h = 181
		
Installing the glass drawer front for PLATINIUM SLIM h = 96 mm / h = 134 / h = 181 mm		
 1	 2	 3
Fixing the internal drawer front to base with support connector		
 4	 5	

1.8 DRAWERS V-BOX 3D SLIM

We designed the new **V-BOX 3D Slim** drawer to provide a full range of functionality and design in a single product.

The extensive **3D adjustment range** in the horizontal, vertical and the tilt of the front allows for quick, easy and precise installation. The full-extension slide operates quietly and faultlessly, while the **soft-closing system and PUSH system** allow the drawer to open and close smoothly every time. The narrow sides and accessibility of the **internal drawer** components mean that the available space can be used efficiently and the drawer has a **modern look**. **Full availability of heights** and a **load capacity of up to 40 kg** make it possible to use the drawer in almost any room.

CHARACTERISTICS	
► Application	Drawer system
► Filling (bottom / back)	Board 16 mm, 18 mm
► Available lengths	250, 270, 300, 350, 400, 450, 500, 550, 600 mm
► Max. loading	40 kg
► Available wall heights	95, 127, 178, 210, 238 mm
► Construction	Metal
► Number of test cycles	80 000
► Color	White RAL 9003, Graphite PANTONE 419
► Sales programme	Drawers are sold in sets

USAGE	
► Carcase furniture, kitchens, walk-in wardrobes, wardrobes	





1.8 DRAWERS V-BOX 3D SLIM - 16mm



Drawer V-BOX 3D SLIM h = 95 mm

CODE	COLOUR	LENGTH (mm)	COLLECTIVE PACKAGING	PRICED PER
223452	WHITE	250	1	set
223506	GRAPHITE	250	1	set
223453	WHITE	270	1	set
223507	GRAPHITE	270	1	set
223454	WHITE	300	1	set
223508	GRAPHITE	300	1	set
223455	WHITE	350	1	set
223509	GRAPHITE	350	1	set
223456	WHITE	400	1	set
223510	GRAPHITE	400	1	set
223457	WHITE	450	1	set
223511	GRAPHITE	450	1	set
223458	WHITE	500	1	set
223512	GRAPHITE	500	1	set
223459	WHITE	550	1	set
223513	GRAPHITE	550	1	set
223460	WHITE	600	1	set
223514	GRAPHITE	600	1	set

Drawer V-BOX 3D SLIM h = 127 mm

CODE	COLOUR	LENGTH (mm)	COLLECTIVE PACKAGING	PRICED PER
223461	WHITE	250	1	set
223515	GRAPHITE	250	1	set
223462	WHITE	270	1	set
223516	GRAPHITE	270	1	set
223463	WHITE	300	1	set
223517	GRAPHITE	300	1	set
223464	WHITE	350	1	set
223518	GRAPHITE	350	1	set
223465	WHITE	400	1	set
223519	GRAPHITE	400	1	set
223466	WHITE	450	1	set
223520	GRAPHITE	450	1	set
223467	WHITE	500	1	set
223521	GRAPHITE	500	1	set
223468	WHITE	550	1	set
223522	GRAPHITE	550	1	set
223469	WHITE	600	1	set
223523	GRAPHITE	600	1	set

Drawer V-BOX 3D SLIM h = 178 mm

CODE	COLOUR	LENGTH (mm)	COLLECTIVE PACKAGING	PRICED PER
223470	WHITE	250	1	set
223524	GRAPHITE	250	1	set
223471	WHITE	270	1	set
223525	GRAPHITE	270	1	set
223472	WHITE	300	1	set
223526	GRAPHITE	300	1	set
223473	WHITE	350	1	set
223527	GRAPHITE	350	1	set
223474	WHITE	400	1	set
223528	GRAPHITE	400	1	set
223475	WHITE	450	1	set
223529	GRAPHITE	450	1	set
223476	WHITE	500	1	set
223530	GRAPHITE	500	1	set
223477	WHITE	550	1	set
223531	GRAPHITE	550	1	set
223478	WHITE	600	1	set
223532	GRAPHITE	600	1	set

i Templates for drawer fronts and slides available in chapter no. 1.18

i **Included:** 2 drawer slides, 2 drawer sides, 2 front drawer fixings and 2 adjustment covers

Drawer V-BOX 3D SLIM h = 210 mm

CODE	COLOUR	LENGTH (mm)	COLLECTIVE PACKAGING	PRICED PER
223479	WHITE	250	1	set
223533	GRAPHITE	250	1	set
223480	WHITE	270	1	set
223534	GRAPHITE	270	1	set
223481	WHITE	300	1	set
223535	GRAPHITE	300	1	set
223482	WHITE	350	1	set
223536	GRAPHITE	350	1	set
223483	WHITE	400	1	set
223537	GRAPHITE	400	1	set
223484	WHITE	450	1	set
223538	GRAPHITE	450	1	set
223485	WHITE	500	1	set
223539	GRAPHITE	500	1	set
223486	WHITE	550	1	set
223540	GRAPHITE	550	1	set
223487	WHITE	600	1	set
223541	GRAPHITE	600	1	set

Drawer V-BOX 3D SLIM h = 238 mm

CODE	COLOUR	LENGTH (mm)	COLLECTIVE PACKAGING	PRICED PER
223488	WHITE	250	1	set
223542	GRAPHITE	250	1	set
223489	WHITE	270	1	set
223543	GRAPHITE	270	1	set
223490	WHITE	300	1	set
223544	GRAPHITE	300	1	set
223491	WHITE	350	1	set
223545	GRAPHITE	350	1	set
223492	WHITE	400	1	set
223546	GRAPHITE	400	1	set
223493	WHITE	450	1	set
223547	GRAPHITE	450	1	set
223494	WHITE	500	1	set
223548	GRAPHITE	500	1	set
223495	WHITE	550	1	set
223549	GRAPHITE	550	1	set
223496	WHITE	600	1	set
223550	GRAPHITE	600	1	set

Gallery rails for V-BOX 3D SLIM drawer



CODE	COLOUR	LENGTH (mm)	COLLECTIVE PACKAGING	PRICED PER
223657	WHITE	350	20	set
223663	GRAPHITE	350	20	set
223658	WHITE	400	20	set
223664	GRAPHITE	400	20	set
223659	WHITE	450	20	set
223665	GRAPHITE	450	20	set
223660	WHITE	500	20	set
223666	GRAPHITE	500	20	set
223661	WHITE	550	20	set
223667	GRAPHITE	550	20	set
223662	WHITE	600	20	set
223668	GRAPHITE	600	20	set

Steel angle fixing – galvanised



CODE	DIMENSIONS (mm)	COLLECTIVE PACKAGING	PRICED PER
40343	12x21x35	40	item

i Angle section for strengthening drawer front with base

i Templates for drawer fronts and slides available in chapter no. 1.18

i Included: 2 drawer slides, 2 drawer sides, 2 front drawer fixings and 2 adjustment covers

1.8 DRAWERS V-BOX 3D SLIM - 16mm / Height 95** / 127*** / 178****/210*****/238*****mm

ATTENTION: ** dimensions for drawers 95 mm / *** dimensions for drawers 127 mm / **** dimensions for drawers 178 mm / ***** dimensions for drawers 210 mm / ***** dimensions for drawers 238 mm

Components	Cutting dimensions of 16 mm MDF
<p>ATTENTION! screws are not included</p>	<p>B Back panel LW - 87 mm NL - 24 mm LW - 75 mm</p> <p>A Base panel</p> <p>NL : 250 [mm] 270 300 350 400 450 500 550 600</p> <p>A - Base panel B - Back panel LW - internal cabinet width NL - nominal length of drawer</p>

Drawer slide positioning and required space between drawers

Warning: in drawers with recessed fronts, the slides should be positioned further back by the thickness of the drawer front!

Minimal depth of cabinet: (NL + 3 mm)

drawer edge

NL
250
270
300
350
400
450
500
550
600

D - drawer front overlap

Assembly dimensions for front panel

Front panel 80 mm*

Front panel 95 mm**

Front panel 127 mm***

Front panel 178 mm****

Front panel 210 mm*****

Front panel 238 mm*****

Mounting dimensions of back panel

Back panel 80 mm*

Back panel 95 mm**

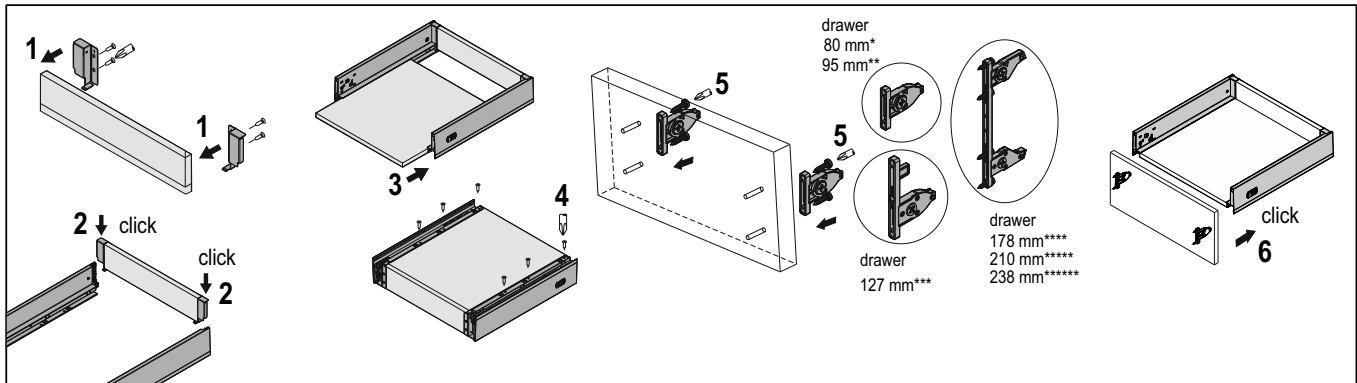
Back panel 127 mm***

Back panel 178 mm****

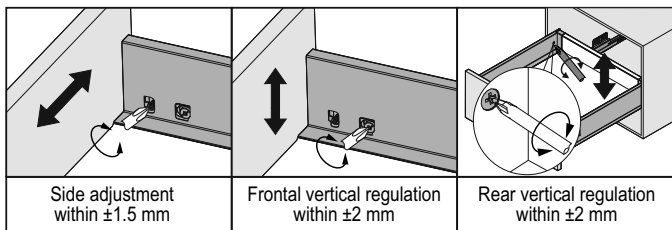
Back panel 210 mm*****

Back panel 238 mm*****

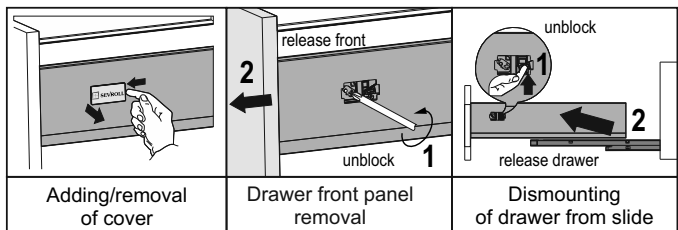
Drawer assembly



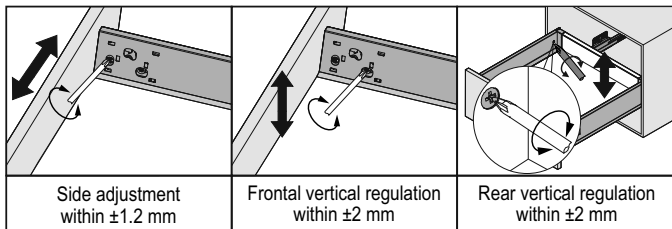
Drawer front regulation 80 mm*



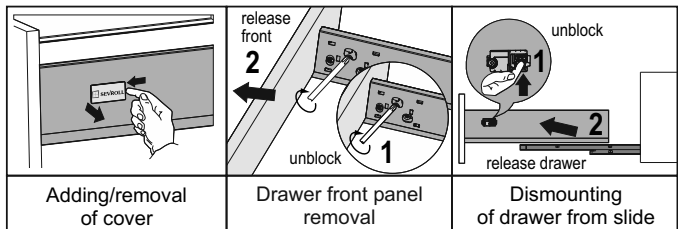
Drawer disassembly 80 mm*



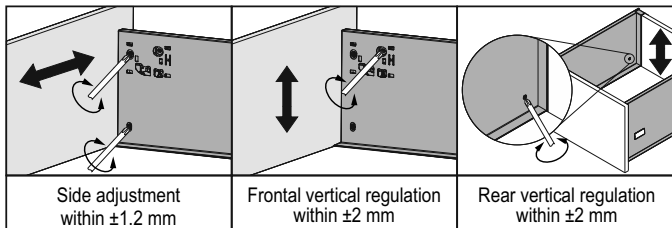
Drawer front regulation 95 mm**, 127 mm***



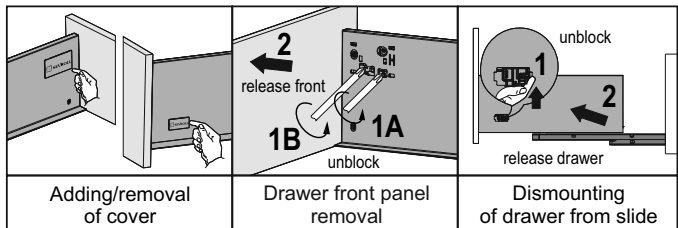
Drawer disassembly 95 mm**, 127 mm***



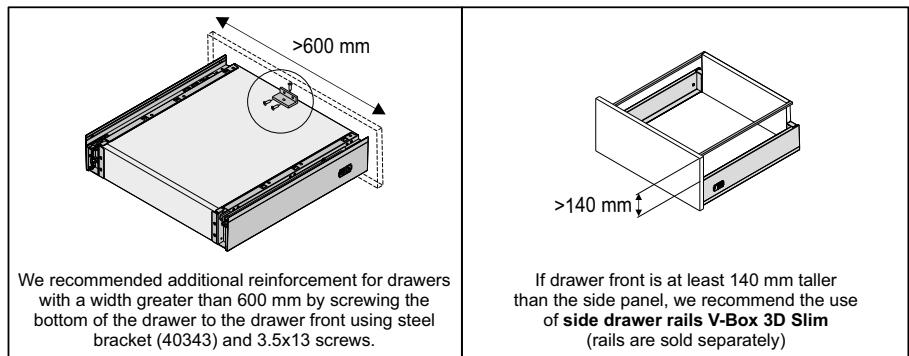
Drawer front regulation 178 mm***, 210 mm****, 238 mm*****



Drawer disassembly 178 mm***, 210 mm****, 238 mm*****



Drawer strengthening



1.9 DRAWERS V-BOX 3D SLIM PUSH - 16mm



Drawer V-BOX 3D SLIM PUSH h = 95 mm

CODE	COLOUR	LENGTH (mm)	COLLECTIVE PACKAGING	PRICED PER
223551	WHITE	250	1	set
223596	GRAPHITE	250	1	set
223552	WHITE	270	1	set
223597	GRAPHITE	270	1	set
223553	WHITE	300	1	set
223598	GRAPHITE	300	1	set
223554	WHITE	350	1	set
223599	GRAPHITE	350	1	set
223555	WHITE	400	1	set
223600	GRAPHITE	400	1	set
223556	WHITE	450	1	set
223601	GRAPHITE	450	1	set
223557	WHITE	500	1	set
223602	GRAPHITE	500	1	set
223558	WHITE	550	1	set
223603	GRAPHITE	550	1	set
223559	WHITE	600	1	set
223604	GRAPHITE	600	1	set

Drawer V-BOX 3D SLIM PUSH h = 127 mm

CODE	COLOUR	LENGTH (mm)	COLLECTIVE PACKAGING	PRICED PER
223560	WHITE	250	1	set
223605	GRAPHITE	250	1	set
223561	WHITE	270	1	set
223606	GRAPHITE	270	1	set
223562	WHITE	300	1	set
223607	GRAPHITE	300	1	set
223563	WHITE	350	1	set
223608	GRAPHITE	350	1	set
223564	WHITE	400	1	set
223609	GRAPHITE	400	1	set
223565	WHITE	450	1	set
223610	GRAPHITE	450	1	set
223566	WHITE	500	1	set
223611	GRAPHITE	500	1	set
223567	WHITE	550	1	set
223612	GRAPHITE	550	1	set
223568	WHITE	600	1	set
223613	GRAPHITE	600	1	set

Drawer V-BOX 3D SLIM PUSH h = 178 mm

CODE	COLOUR	LENGTH (mm)	COLLECTIVE PACKAGING	PRICED PER
223569	WHITE	250	1	set
223614	GRAPHITE	250	1	set
223570	WHITE	270	1	set
223615	GRAPHITE	270	1	set
223571	WHITE	300	1	set
223616	GRAPHITE	300	1	set
223572	WHITE	350	1	set
223617	GRAPHITE	350	1	set
223573	WHITE	400	1	set
223618	GRAPHITE	400	1	set
223574	WHITE	450	1	set
223619	GRAPHITE	450	1	set
223575	WHITE	500	1	set
223620	GRAPHITE	500	1	set
223576	WHITE	550	1	set
223621	GRAPHITE	550	1	set
223577	WHITE	600	1	set
223622	GRAPHITE	600	1	set

i Synchronizing bar can only be installed for slide lengths 350 / 400 / 450 / 500 / 550 / 600 mm

i Templates for drawer fronts and slides available in chapter no. 1.18

i Included: 2 drawer slides, 2 drawer sides, 2 front drawer fixings and 2 adjustment covers

Drawer V-BOX 3D SLIM PUSH h = 210 mm

CODE	COLOUR	LENGTH (mm)	COLLECTIVE PACKAGING	PRICED PER
223578	WHITE	250	1	set
223623	GRAPHITE	250	1	set
223579	WHITE	270	1	set
223624	GRAPHITE	270	1	set
223580	WHITE	300	1	set
223625	GRAPHITE	300	1	set
223581	WHITE	350	1	set
223626	GRAPHITE	350	1	set
223582	WHITE	400	1	set
223627	GRAPHITE	400	1	set
223583	WHITE	450	1	set
223628	GRAPHITE	450	1	set
223584	WHITE	500	1	set
223629	GRAPHITE	500	1	set
223585	WHITE	550	1	set
223630	GRAPHITE	550	1	set
223586	WHITE	600	1	set
223631	GRAPHITE	600	1	set

Drawer V-BOX 3D SLIM PUSH h = 238 mm

CODE	COLOUR	LENGTH (mm)	COLLECTIVE PACKAGING	PRICED PER
223587	WHITE	250	1	set
223632	GRAPHITE	250	1	set
223588	WHITE	270	1	set
223633	GRAPHITE	270	1	set
223589	WHITE	300	1	set
223634	GRAPHITE	300	1	set
223590	WHITE	350	1	set
223635	GRAPHITE	350	1	set
223591	WHITE	400	1	set
223636	GRAPHITE	400	1	set
223592	WHITE	450	1	set
223637	GRAPHITE	450	1	set
223593	WHITE	500	1	set
223638	GRAPHITE	500	1	set
223594	WHITE	550	1	set
223639	GRAPHITE	550	1	set
223595	WHITE	600	1	set
223640	GRAPHITE	600	1	set

i Synchronizing bar can only be installed for slide lengths 350 / 400 / 450 / 500 / 550 / 600 mm




i Templates for drawer fronts and slides available in chapter no. 1.18

i Included: 2 drawer slides, 2 drawer sides, 2 front drawer fixings and 2 adjustment covers

1.9 DRAWERS V-BOX 3D SLIM PUSH - 16mm

Synchronising bar for **V-BOX 3D SLIM PUSH** drawer



CODE	LENGTH (mm)	COLLECTIVE PACKAGING	PRICED PER
223655	1100	60	item

i Can only be installed for slide lengths 350 / 400 / 450 / 500 / 550 / 600 mm

Fitting set for synchronising bar for **V-BOX 3D SLIM PUSH** drawer



CODE	COLLECTIVE PACKAGING	PRICED PER
223656	60	set

i Fitting set for synchronising bar for V-BOX 3D SLIM PUSH drawer

Gallery rails for **V-BOX 3D SLIM** drawer



CODE	COLOUR	LENGTH (mm)	COLLECTIVE PACKAGING	PRICED PER
223657	WHITE	350	20	set
223663	GRAPHITE	350	20	set
223658	WHITE	400	20	set
223664	GRAPHITE	400	20	set
223659	WHITE	450	20	set
223665	GRAPHITE	450	20	set
223660	WHITE	500	20	set
223666	GRAPHITE	500	20	set
223661	WHITE	550	20	set
223667	GRAPHITE	550	20	set
223662	WHITE	600	20	set
223668	GRAPHITE	600	20	set

Steel angle fixing – galvanised



CODE	DIMENSIONS (mm)	COLLECTIVE PACKAGING	PRICED PER
40343	12x21x35	40	item

i Angle section for strengthening drawer front with base

LIST OF BASE AND BACK PANEL DIMENSIONS FOR STANDARD CARCASSES.

SLIDE LENGTH (mm)	SIDE HEIGHT (mm)	CABINET WIDTHS (mm)	300 mm		400 mm		500 mm	
			width	height	width	height	width	height
450 mm	95	BACK PANEL	177	84	277	84	377	84
	127		177	116	277	116	377	116
	178		177	167	277	167	377	167
	210		177	198	277	198	377	198
	238		177	228	277	228	377	228
	-	BASE PANEL	189	426	289	426	389	426
500 mm	95	BACK PANEL	177	84	277	84	377	84
	127		177	116	277	116	377	116
	178		177	167	277	167	377	167
	210		177	198	277	198	377	198
	238		177	228	277	228	377	228
	-	BASE PANEL	189	476	289	476	389	476

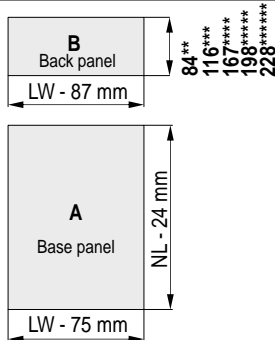
SLIDE LENGTH (mm)	SIDE HEIGHT (mm)	CABINET WIDTHS (mm)	600 mm		800 mm		900 mm	
			width	height	width	height	width	height
450 mm	95	BACK PANEL	477	84	677	84	777	84
	127		477	116	677	116	777	116
	178		477	167	677	167	777	167
	210		477	198	677	198	777	198
	238		477	228	677	228	777	228
	-	BASE PANEL	489	426	689	426	789	426
500 mm	95	BACK PANEL	477	84	677	84	777	84
	127		477	116	677	116	777	116
	178		477	167	677	167	777	167
	210		477	198	677	198	777	198
	238		477	228	677	228	777	228
	-	BASE PANEL	489	476	689	476	789	476

- Drawer filling - 16 mm
- Carcase board - 18 mm
- Back panel LW - 87 mm
- Base panel LW - 75 mm
- Base panel NL - 24 mm

ASSEMBLY INSTRUCTIONS

ASSEMBLY INSTRUCTIONS

Cutting dimensions of 16 mm MDF

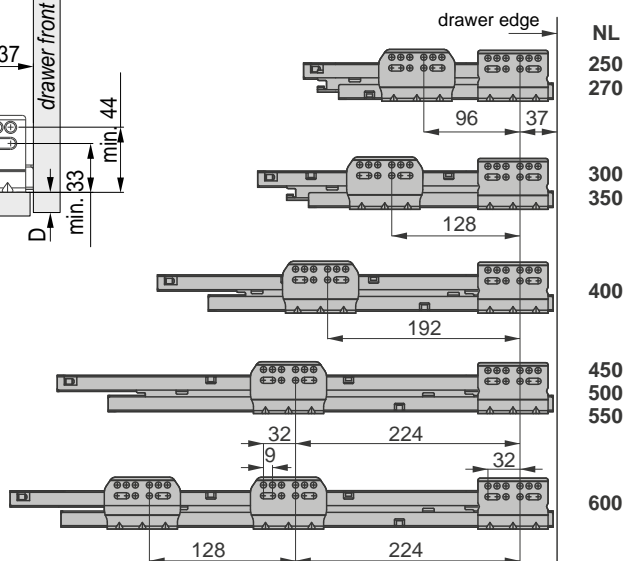


A 3D perspective diagram of a rectangular box. Inside the box, there is a horizontal rectangular plate labeled 'A' and a vertical rectangular plate labeled 'B'. The horizontal plate 'A' is positioned at the bottom of the box, and the vertical plate 'B' is positioned against the back wall. The width of the box is indicated by a dimension line at the bottom left, labeled 'LW'.

270
300
350
400
450
500
550
600

LW – internal cabinet width
NL – nominal length of drawer

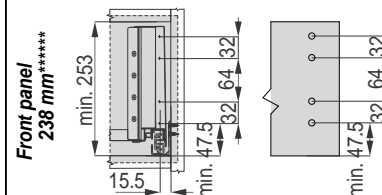
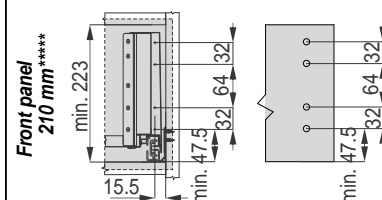
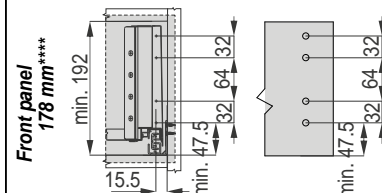
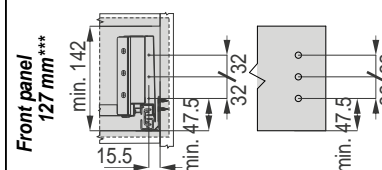
Assembly dimensions for front panel



D - drawer front overlap

Front panel
95 mm**

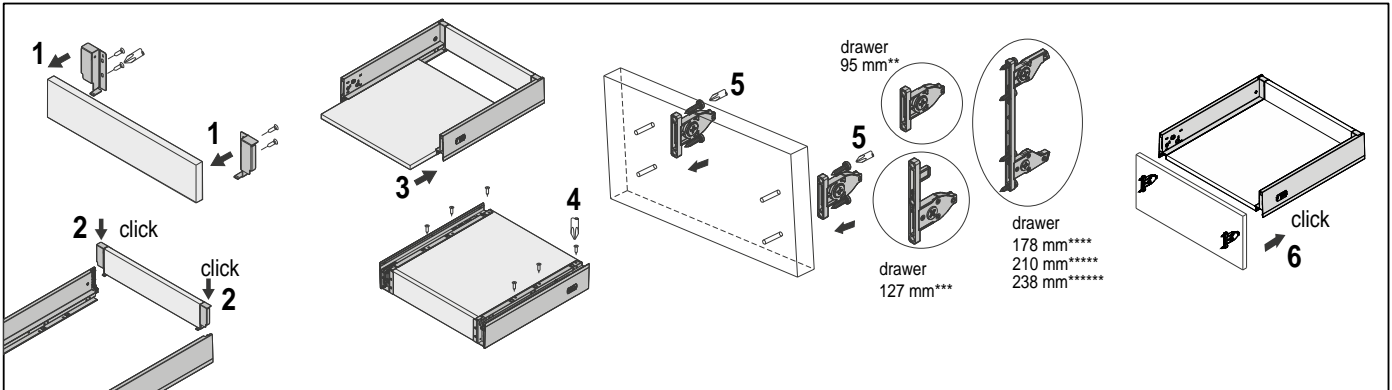
110
32
47.5
32
155
47.5



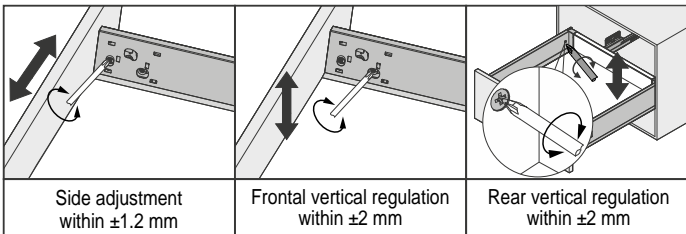
Technical drawing of a mechanical assembly, likely a valve or actuator, showing dimensions: 84, 32, 20, and 9.

Back panel
238 mm*****

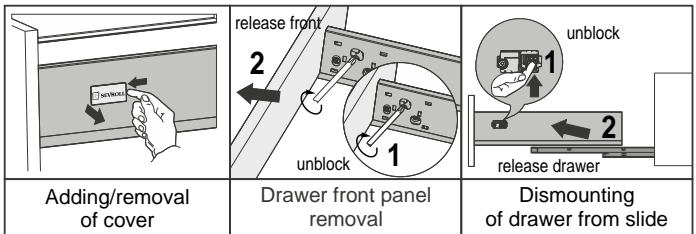
Drawer assembly



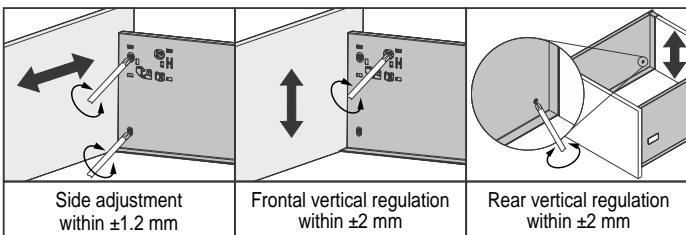
Drawer front regulation 95 mm**, 127 mm***



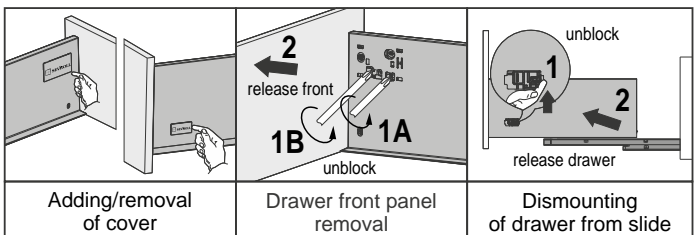
Drawer disassembly 95 mm**, 127 mm***



Drawer front regulation 178 mm***, 210 mm****, 238 mm*****

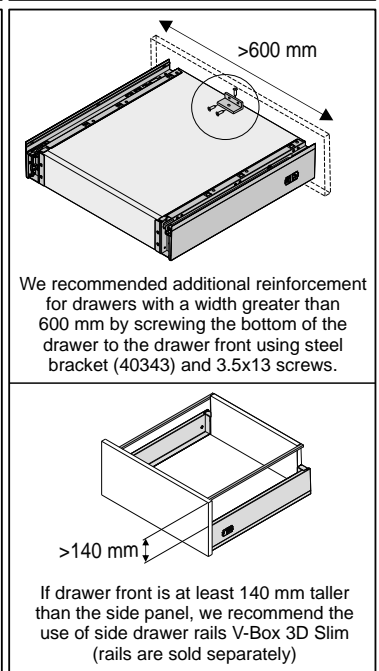
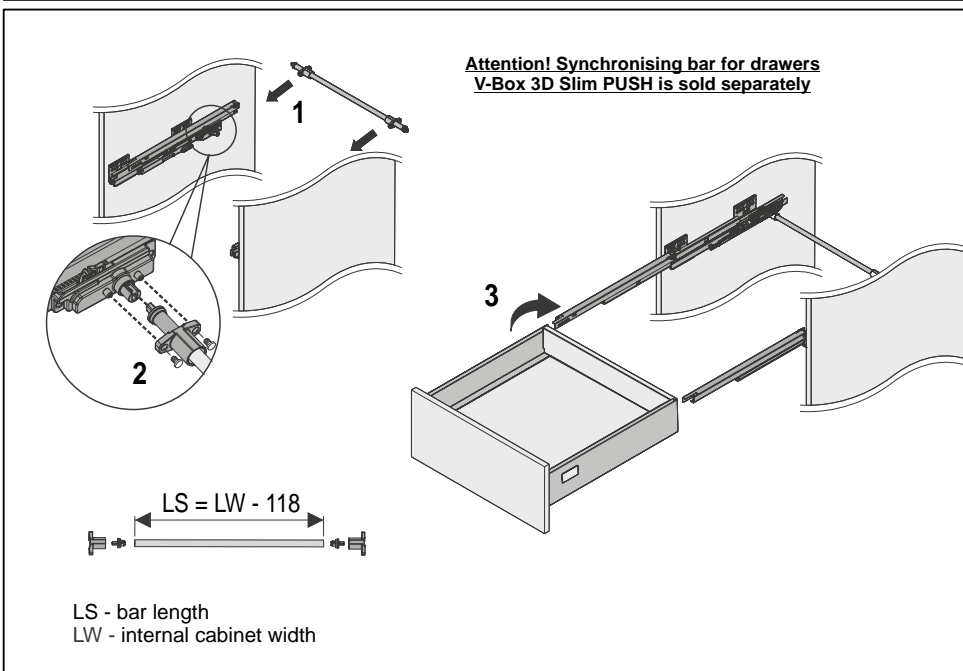


Drawer disassembly 178 mm***, 210 mm****, 238 mm*****



Assembly of synchronising bar in PUSH slide

Drawer strengthening



1.10 DRAWERS V-BOX 3D SLIM - 18mm



Drawer V-BOX - 18 3D SLIM h = 95 mm

CODE	COLOUR	LENGTH (mm)	COLLECTIVE PACKAGING	PRICED PER
223452-18	WHITE	250	1	set
223506-18	GRAPHITE	250	1	set
223454-18	WHITE	300	1	set
223508-18	GRAPHITE	300	1	set
223455-18	WHITE	350	1	set
223509-18	GRAPHITE	350	1	set
223456-18	WHITE	400	1	set
223510-18	GRAPHITE	400	1	set
223457-18	WHITE	450	1	set
223511-18	GRAPHITE	450	1	set
223458-18	WHITE	500	1	set
223512-18	GRAPHITE	500	1	set
223459-18	WHITE	550	1	set
223513-18	GRAPHITE	550	1	set
223460-18	WHITE	600	1	set
223514-18	GRAPHITE	600	1	set

Drawer V-BOX - 18 3D SLIM h = 127 mm

CODE	COLOUR	LENGTH (mm)	COLLECTIVE PACKAGING	PRICED PER
223461-18	WHITE	250	1	set
223515-18	GRAPHITE	250	1	set
223463-18	WHITE	300	1	set
223517-18	GRAPHITE	300	1	set
223464-18	WHITE	350	1	set
223518-18	GRAPHITE	350	1	set
223465-18	WHITE	400	1	set
223519-18	GRAPHITE	400	1	set
223466-18	WHITE	450	1	set
223520-18	GRAPHITE	450	1	set
223467-18	WHITE	500	1	set
223521-18	GRAPHITE	500	1	set
223468-18	WHITE	550	1	set
223522-18	GRAPHITE	550	1	set
223469-18	WHITE	600	1	set
223523-18	GRAPHITE	600	1	set

Drawer V-BOX - 18 3D SLIM h = 178 mm

CODE	COLOUR	LENGTH (mm)	COLLECTIVE PACKAGING	PRICED PER
223470-18	WHITE	250	1	set
223524-18	GRAPHITE	250	1	set
223525-18	GRAPHITE	270	1	set
223472-18	WHITE	300	1	set
223526-18	GRAPHITE	300	1	set
223473-18	WHITE	350	1	set
223527-18	GRAPHITE	350	1	set
223474-18	WHITE	400	1	set
223528-18	GRAPHITE	400	1	set
223475-18	WHITE	450	1	set
223529-18	GRAPHITE	450	1	set
223476-18	WHITE	500	1	set
223530-18	GRAPHITE	500	1	set
223477-18	WHITE	550	1	set
223531-18	GRAPHITE	550	1	set
223478-18	WHITE	600	1	set
223532-18	GRAPHITE	600	1	set

i Templates for drawer fronts and slides available in chapter no. 1.18

i **Included:** 2 drawer slides, 2 drawer sides, 2 front drawer fixings and 2 adjustment covers

Drawer V-BOX - 18 3D SLIM h = 210 mm

CODE	COLOUR	LENGTH (mm)	COLLECTIVE PACKAGING	PRICED PER
223479-18	WHITE	250	1	set
223533-18	GRAPHITE	250	1	set
223480-18	WHITE	270	1	set
223534-18	GRAPHITE	270	1	set
223481-18	WHITE	300	1	set
223535-18	GRAPHITE	300	1	set
223482-18	WHITE	350	1	set
223536-18	GRAPHITE	350	1	set
223483-18	WHITE	400	1	set
223537-18	GRAPHITE	400	1	set
223484-18	WHITE	450	1	set
223538-18	GRAPHITE	450	1	set
223485-18	WHITE	500	1	set
223539-18	GRAPHITE	500	1	set
223486-18	WHITE	550	1	set
223540-18	GRAPHITE	550	1	set
223487-18	WHITE	600	1	set
223541-18	GRAPHITE	600	1	set

Drawer V-BOX - 18 3D SLIM h = 238 mm

CODE	COLOUR	LENGTH (mm)	COLLECTIVE PACKAGING	PRICED PER
223490-18	WHITE	300	1	set
223544-18	GRAPHITE	300	1	set
223491-18	WHITE	350	1	set
223545-18	GRAPHITE	350	1	set
223492-18	WHITE	400	1	set
223546-18	GRAPHITE	400	1	set
223493-18	WHITE	450	1	set
223547-18	GRAPHITE	450	1	set
223494-18	WHITE	500	1	set
223548-18	GRAPHITE	500	1	set
223495-18	WHITE	550	1	set
223549-18	GRAPHITE	550	1	set
223496-18	WHITE	600	1	set
223550-18	GRAPHITE	600	1	set

Gallery rails for V-BOX 3D SLIM drawer



CODE	COLOUR	LENGTH (mm)	COLLECTIVE PACKAGING	PRICED PER
223657	WHITE	350	20	set
223663	GRAPHITE	350	20	set
223658	WHITE	400	20	set
223664	GRAPHITE	400	20	set
223659	WHITE	450	20	set
223665	GRAPHITE	450	20	set
223660	WHITE	500	20	set
223666	GRAPHITE	500	20	set
223661	WHITE	550	20	set
223667	GRAPHITE	550	20	set
223662	WHITE	600	20	set
223668	GRAPHITE	600	20	set

Steel angle fixing – galvanised



CODE	DIMENSIONS (mm)	COLLECTIVE PACKAGING	PRICED PER
40343	12x21x35	40	item

i Angle section for strengthening drawer front with base

i Templates for drawer fronts and slides available in chapter no. 1.18

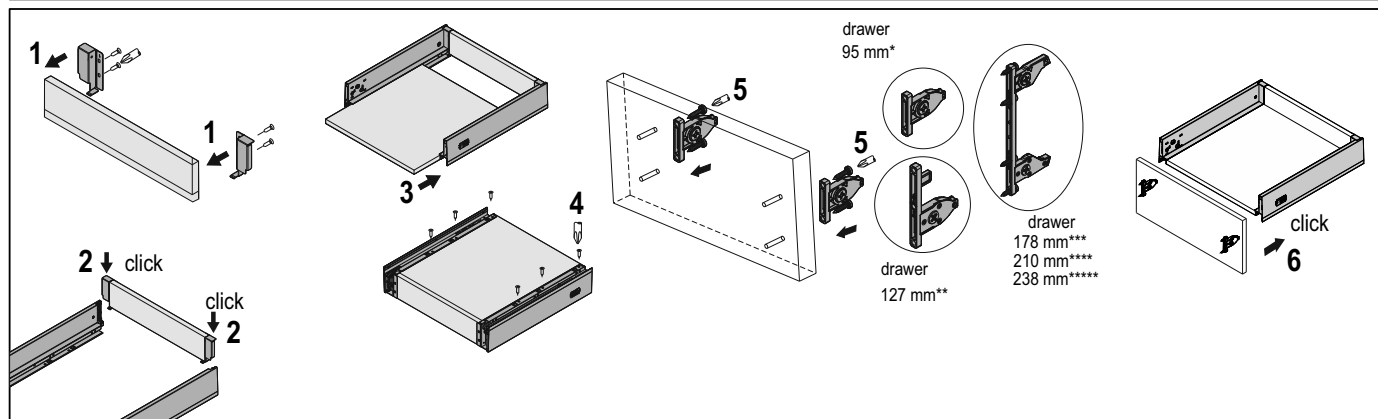
i Included: 2 drawer slides, 2 drawer sides, 2 front drawer fixings and 2 adjustment covers

1.10 DRAWERS V-BOX 3D SLIM - 18mm / Height 95** / 127*** / 178****/210*****/238*****mm

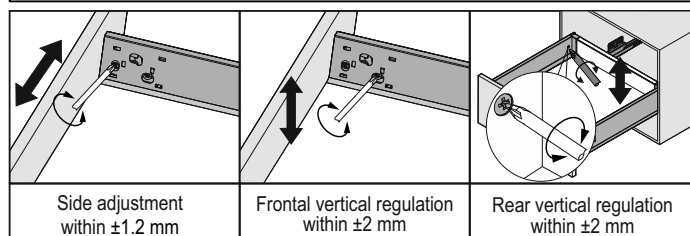
ATTENTION: ** dimensions for drawers 95 mm / *** dimensions for drawers 127 mm / **** dimensions for drawers 178 mm / ***** dimensions for drawers 210 mm / ***** dimensions for drawers 238 mm

Components	Cutting dimensions of 18 mm MDF	
<p>ATTENTION! screws are not included</p>	<p>B Back panel LW - 87 mm NL : 250 [mm] 86* 118** 169*** 200**** 230*****</p> <p>A Base panel NL - 24 mm LW - 75 mm</p>	<p>LW NL</p> <p>A - Base panel B - Back panel LW – internal cabinet width NL – nominal length of drawer</p>
Drawer slide positioning and required space between drawers		Assembly dimensions for front panel
<p>Warning: in drawers with recessed fronts, the slides should be positioned further back by the thickness of the drawer front!</p> <p>Minimal depth of cabinet: (NL + 3 mm)</p> <p>drawer edge</p> <p>NL 250 270 300 350 400 450 500 550 600</p> <p>9 23 37 96 37 128 192 224 32 128 224</p> <p>min 110* / 142** / 192*** min 223*** / 253**** min 108* / 140** / 190*** min 221*** / 251****</p> <p>Ø6.3 D - drawer front overlap min 33 min 44</p>		<p>Front panel 95 mm* min. 110 32 47.5 15.5 min. 47.5</p> <p>Front panel 127 mm** min. 142 32 47.5 15.5 min. 47.5</p> <p>Front panel 178 mm*** min. 192 32 47.5 15.5 min. 47.5</p> <p>Front panel 210 mm**** min. 223 32 47.5 15.5 min. 47.5</p> <p>Front panel 238 mm***** min. 253 32 47.5 15.5 min. 47.5</p>
Mounting dimensions of back panel		
<p>Back panel 95 mm* 86 32 20 9</p> <p>Back panel 127 mm** 118 32 22 9</p> <p>Back panel 178 mm*** 169 32 39 9</p> <p>Back panel 210 mm**** 200 32 16 9</p> <p>Back panel 238 mm***** 230 32 36 9</p>		

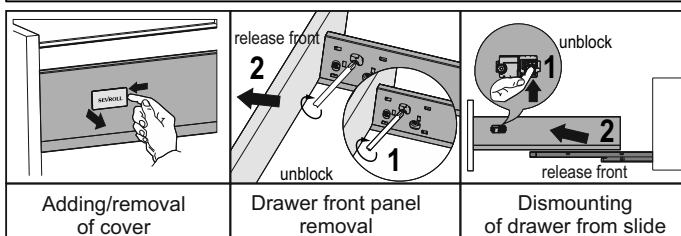
Drawer assembly



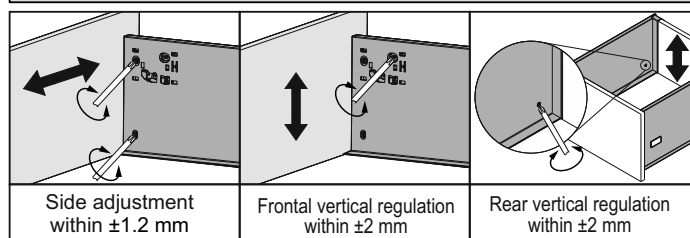
Drawer front regulation 95 mm*, 127 mm**



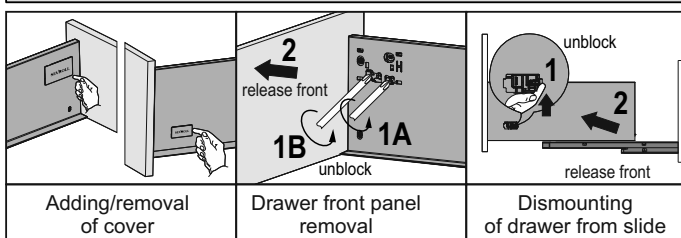
Drawer disassembly 95 mm*, 127 mm**



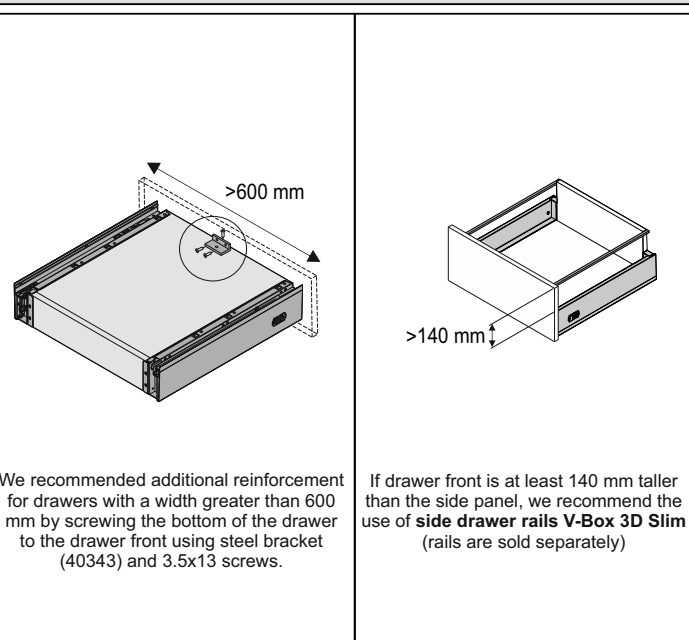
Drawer front regulation 178 mm***, 210 mm****, 238 mm*****



Drawer disassembly 178 mm***, 210 mm****, 238 mm*****



Drawer strengthening



1.11 DRAWERS V-BOX 3D SLIM PUSH - 18mm



Drawer V-BOX - 18 3D SLIM PUSH h = 95 mm

CODE	COLOUR	LENGTH (mm)	COLLECTIVE PACKAGING	PRICED PER
223551-18	WHITE	250	1	set
223596-18	GRAPHITE	250	1	set
223553-18	WHITE	300	1	set
223598-18	GRAPHITE	300	1	set
223554-18	WHITE	350	1	set
223599-18	GRAPHITE	350	1	set
223555-18	WHITE	400	1	set
223600-18	GRAPHITE	400	1	set
223556-18	WHITE	450	1	set
223601-18	GRAPHITE	450	1	set
223557-18	WHITE	500	1	set
223602-18	GRAPHITE	500	1	set
223558-18	WHITE	550	1	set
223603-18	GRAPHITE	550	1	set
223559-18	WHITE	600	1	set
223604-18	GRAPHITE	600	1	set

Drawer V-BOX - 18 3D SLIM PUSH h = 127 mm

CODE	COLOUR	LENGTH (mm)	COLLECTIVE PACKAGING	PRICED PER
223560-18	WHITE	250	1	set
223605-18	GRAPHITE	250	1	set
223562-18	WHITE	300	1	set
223607-18	GRAPHITE	300	1	set
223563-18	WHITE	350	1	set
223608-18	GRAPHITE	350	1	set
223564-18	WHITE	400	1	set
223609-18	GRAPHITE	400	1	set
223565-18	WHITE	450	1	set
223610-18	GRAPHITE	450	1	set
223566-18	WHITE	500	1	set
223611-18	GRAPHITE	500	1	set
223567-18	WHITE	550	1	set
223612-18	GRAPHITE	550	1	set
223568-18	WHITE	600	1	set
223613-18	GRAPHITE	600	1	set

Drawer V-BOX - 18 3D SLIM PUSH h = 178 mm

CODE	COLOUR	LENGTH (mm)	COLLECTIVE PACKAGING	PRICED PER
223569-18	WHITE	250	1	set
223614-18	GRAPHITE	250	1	set
223571-18	WHITE	300	1	set
223616-18	GRAPHITE	300	1	set
223572-18	WHITE	350	1	set
223617-18	GRAPHITE	350	1	set
223573-18	WHITE	400	1	set
223618-18	GRAPHITE	400	1	set
223574-18	WHITE	450	1	set
223619-18	GRAPHITE	450	1	set
223575-18	WHITE	500	1	set
223620-18	GRAPHITE	500	1	set
223576-18	WHITE	550	1	set
223621-18	GRAPHITE	550	1	set
223577-18	WHITE	600	1	set
223622-18	GRAPHITE	600	1	set

i Synchronizing bar can only be installed for slide lengths 350 / 400 / 450 / 500 / 550 / 600 mm

i Templates for drawer fronts and slides available in chapter no. 1.18

i **Included:** 2 drawer slides, 2 drawer sides, 2 front drawer fixings and 2 adjustment covers

Drawer V-BOX - 18 3D SLIM PUSH h = 210 mm

CODE	COLOUR	LENGTH (mm)	COLLECTIVE PACKAGING	PRICED PER
223578-18	WHITE	250	1	set
223623-18	GRAPHITE	250	1	set
223580-18	WHITE	300	1	set
223625-18	GRAPHITE	300	1	set
223581-18	WHITE	350	1	set
223626-18	GRAPHITE	350	1	set
223582-18	WHITE	400	1	set
223627-18	GRAPHITE	400	1	set
223582-18	WHITE	450	1	set
223628-18	GRAPHITE	450	1	set
223584-18	WHITE	500	1	set
223629-18	GRAPHITE	500	1	set
223585-18	WHITE	550	1	set
223630-18	GRAPHITE	550	1	set
223586-18	WHITE	600	1	set
223631-18	GRAPHITE	600	1	set

Drawer V-BOX - 18 3D SLIM PUSH h = 238 mm

CODE	COLOUR	LENGTH (mm)	COLLECTIVE PACKAGING	PRICED PER
223589-18	WHITE	300	1	set
223634-18	GRAPHITE	300	1	set
223590-18	WHITE	350	1	set
223635-18	GRAPHITE	350	1	set
223591-18	WHITE	400	1	set
223636-18	GRAPHITE	400	1	set
223592-18	WHITE	450	1	set
223637-18	GRAPHITE	450	1	set
223593-18	WHITE	500	1	set
223638-18	GRAPHITE	500	1	set
223594-18	WHITE	550	1	set
223639-18	GRAPHITE	550	1	set
223595-18	WHITE	600	1	set
223640-18	GRAPHITE	600	1	set

i Synchronizing bar can only be installed for slide lengths 350 / 400 / 450 / 500 / 550 / 600 mm



i Templates for drawer fronts and slides available in chapter no. 1.18

i Included: 2 drawer slides, 2 drawer sides, 2 front drawer fixings and 2 adjustment covers

1.11 DRAWERS V-BOX 3D SLIM PUSH - 18mm

Synchronising bar for **V-BOX 3D SLIM PUSH** drawer



CODE	LENGTH (mm)	COLLECTIVE PACKAGING	PRICED PER
223655	1100	60	item

i Can only be installed for slide lengths 350 / 400 / 450 / 500 / 550 / 600 mm

Fitting set for synchronising bar for **V-BOX 3D SLIM PUSH** drawer



CODE	COLLECTIVE PACKAGING	PRICED PER
223656	60	set

i Fitting set for synchronising bar for V-BOX 3D SLIM PUSH drawer

Gallery rails for **V-BOX 3D SLIM** drawer



CODE	COLOUR	LENGTH (mm)	COLLECTIVE PACKAGING	PRICED PER
223657	WHITE	350	20	set
223663	GRAPHITE	350	20	set
223658	WHITE	400	20	set
223664	GRAPHITE	400	20	set
223659	WHITE	450	20	set
223665	GRAPHITE	450	20	set
223660	WHITE	500	20	set
223666	GRAPHITE	500	20	set
223661	WHITE	550	20	set
223667	GRAPHITE	550	20	set
223662	WHITE	600	20	set
223668	GRAPHITE	600	20	set

Steel angle fixing – galvanised



CODE	DIMENSIONS (mm)	COLLECTIVE PACKAGING	PRICED PER
40343	12x21x35	40	item

i Angle section for strengthening drawer front with base

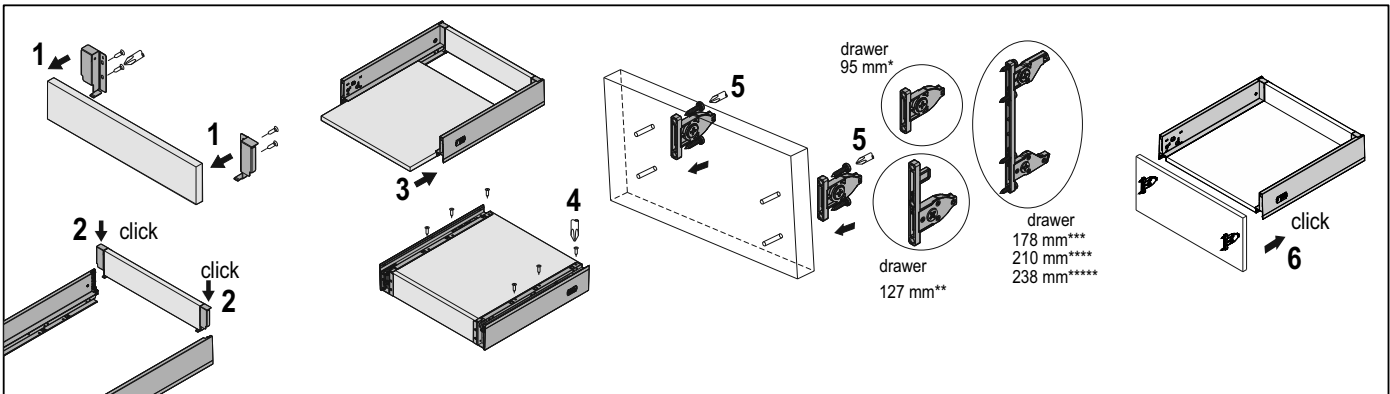
LIST OF BASE AND BACK PANEL DIMENSIONS FOR STANDARD CARCASSES.

SLIDE LENGTH (mm)	SIDE HEIGHT (mm)	CABINET WIDTHS (mm)	300 mm		400 mm		500 mm	
			width	height	width	height	width	height
450 mm	95	BACK PANEL	177	86	277	86	377	86
	127		177	118	277	118	377	118
	178		177	169	277	169	377	169
	210		177	200	277	200	377	200
	238		177	230	277	230	377	230
	-	BASE PANEL	189	127	289	127	389	127
500 mm	95	BACK PANEL	177	86	277	86	377	86
	127		177	118	277	118	377	118
	178		177	169	277	169	377	169
	210		177	200	277	200	377	200
	238		177	230	277	230	377	230
	-	BASE PANEL	189	127	289	127	389	127

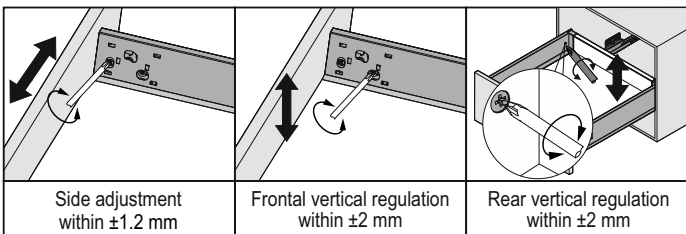
SLIDE LENGTH (mm)	SIDE HEIGHT (mm)	CABINET WIDTHS (mm)	600 mm		800 mm		900 mm	
			width	height	width	height	width	height
450 mm	95	BACK PANEL	477	86	677	86	777	86
	127		477	118	677	118	777	118
	178		477	169	677	169	777	169
	210		477	200	677	200	777	200
	238		477	230	677	230	777	230
	-	BASE PANEL	489	127	764	127	789	127
500 mm	95	BACK PANEL	477	86	677	86	777	86
	127		477	118	677	118	777	118
	178		477	169	677	169	777	169
	210		477	200	677	200	777	200
	238		477	230	677	230	777	230
	-	BASE PANEL	489	127	764	127	789	127

- Drawer filling - 18 mm
- Carcase board - 18 mm
- Back panel LW - 87 mm
- Base panel LW - 75 mm
- Base panel NL - 24 mm

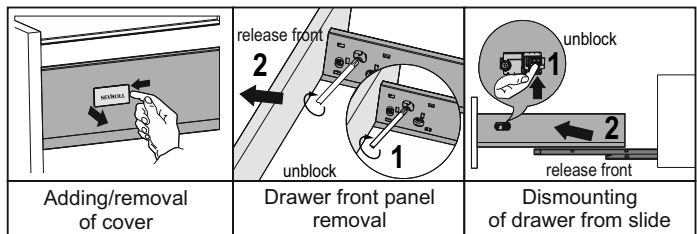
Drawer assembly



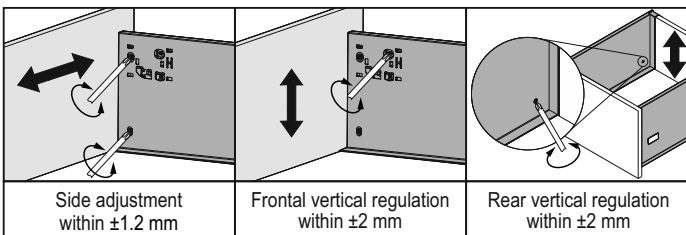
Drawer front regulation 95 mm*, 127 mm**



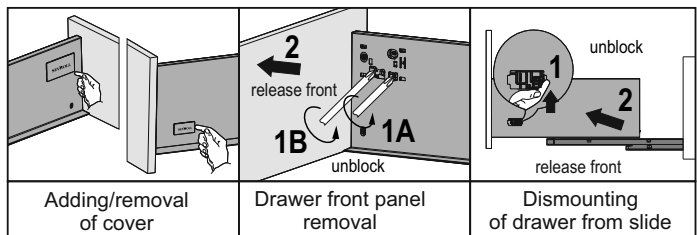
Drawer disassembly 95 mm*, 127 mm**



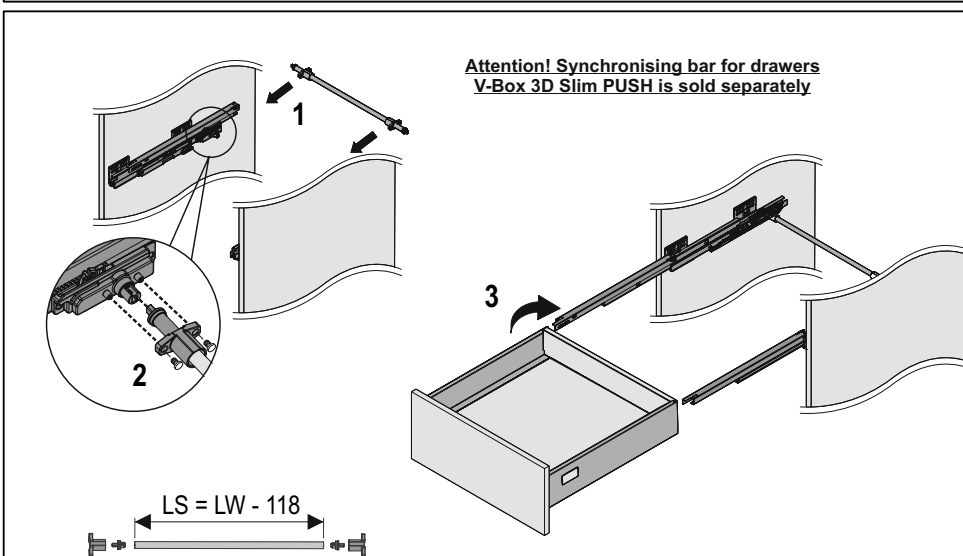
Drawer front regulation 178 mm***, 210 mm****, 238 mm*****



Drawer disassembly 178 mm***, 210 mm****, 238 mm*****



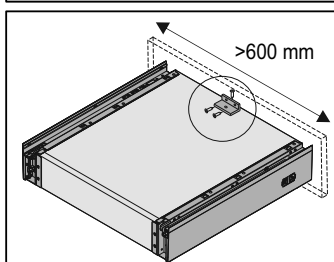
Assembly of synchronising bar in PUSH slide



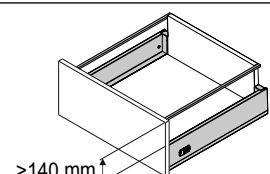
LS - bar length
LW - internal cabinet width

Attention! Synchronising bar for drawers V-Box 3D Slim PUSH is sold separately

Drawer strengthening



We recommend additional reinforcement for drawers with a width greater than 600 mm by screwing the bottom of the drawer to the drawer front using steel bracket (40343) and 3.5x13 screws.



If drawer front is at least 140 mm taller than the side panel, we recommend the use of side drawer rails V-Box 3D Slim (rails are sold separately)

1.12 DRAWERS V-BOX 3D SLIM


Front base profile for internal drawer **V-BOX 3D SLIM**



CODE	COLOUR	LENGTH (mm)	COLLECTIVE PACKAGING	PRICED PER
223651	WHITE	1045	20	item
223652	GRAPHITE	1045	20	item

i This component is to be trimmed, used to assemble internal drawer fronts

Front base profile for glass internal drawer front **V-BOX 3D SLIM**



CODE	COLOUR	LENGTH (mm)	COLLECTIVE PACKAGING	PRICED PER
223747	WHITE	1045	20	item
223752	GRAPHITE	1045	20	item

i This component is to be trimmed, used to assemble internal drawer fronts

Front railing for internal drawer **V-BOX 3D SLIM**



CODE	COLOUR	LENGTH (mm)	COLLECTIVE PACKAGING	PRICED PER
223653	WHITE	1100	20	item
223654	GRAPHITE	1100	20	item

i This component is to be trimmed, used to assemble internal drawer fronts

Set for internal drawer **V-BOX 3D SLIM**



CODE	COLOUR	HEIGHT (mm)	COLLECTIVE PACKAGING	PRICED PER
223643	WHITE	95	60	set
223647	GRAPHITE	95	60	set
223644	WHITE	127	60	set
223648	GRAPHITE	127	60	set
223645	WHITE	178	20	set
223649	GRAPHITE	178	20	set
223646	WHITE	210	20	set
223650	GRAPHITE	210	20	set
223748	WHITE	238	20	set
223753	GRAPHITE	238	20	set

i These elements are for producing internal drawer fronts

Glass front fitting set for internal drawer **V-BOX 3D SLIM**



CODE	COLOUR	HEIGHT (mm)	COLLECTIVE PACKAGING	PRICED PER
223744	WHITE	95	20	set
223749	GRAPHITE	95	20	set
223745	WHITE	178	20	set
223750	GRAPHITE	178	20	set
223746	WHITE	210	20	set
223751	GRAPHITE	210	20	set

i These elements are for producing internal drawer fronts

1.12 DRAWERS V-BOX 3D SLIM

Internal drawer

Components:

Height 95** / 127*** / 178**** / 210 ***** / 238 ***** mm

Drawer V-BOX 3D Slim and V-BOX 3D Slim **PUSH**
h = 95 / 127 / 178 / 210 / 238 mm

Length: 250 [mm]
270
300
350
400
450
500
550
600

Drawer front base profile for internal drawer V-BOX 3D SLIM

Universal drawer front railing for internal drawer V-BOX 3D SLIM

Only for use with V-BOX SLIM 3D h=178 mm, h=210 mm and h=238 mm

Set for internal drawer V-BOX SLIM				
h = 95 mm	h = 127 mm	h = 178 mm	h = 210 mm	h = 238 mm
<p>Screws for "drawer front base profile"</p>	<p>Screws for "drawer front base profile"</p>	<p>Screws for "drawer front base profile"</p>	<p>Screws for "drawer front base profile"</p>	<p>Screws for "drawer front base profile"</p>

Cutting dimensions of profiles

NL : 250 [mm]
270
300
350
400
450
500
550
600

LW – internal width of carcass
NL – nominal length of the drawer

Drawer front base profile

$L_p = LW - 97 \text{ mm}$

Universal drawer front railing

$L_R = LW - 74 \text{ mm}$

Calculations for the back wall and base of the drawer can be found in the instructions V-BOX -18 Slim 3D

Mounting dimensions

V-BOX 3D Slim H = 95 mm	V-BOX 3D Slim H = 127 mm	V-BOX 3D Slim H = 178 mm	V-BOX 3D Slim H = 210 mm	V-BOX 3D Slim H = 238 mm

minimum carcass length: $(NL + 3 \text{ mm})^* / (NL + 12 \text{ mm})^{**}$

Drawer with flush front

The front of the drawer sits level with the carcass edges

minimum carcass length: $(NL + 12 \text{ mm})^* / (NL + 21 \text{ mm})^{**}$

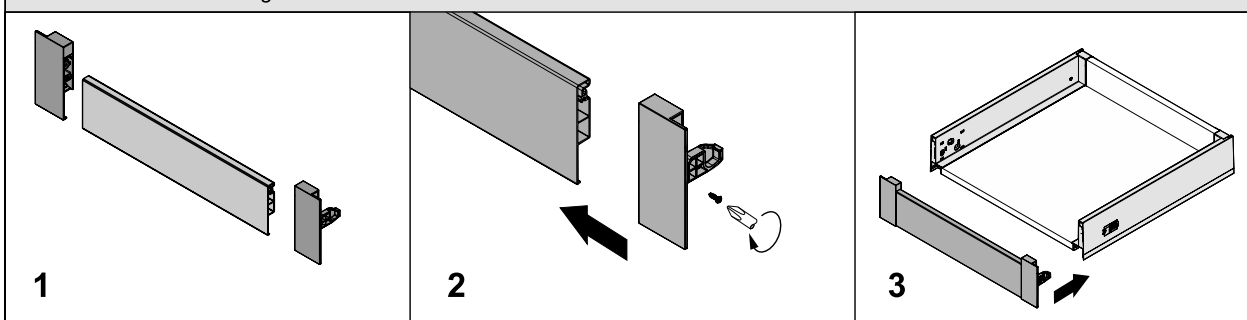
Drawer with inset front

ATTENTION! To ensure that the drawers cover the high front applied, the slides should be taken back by 9 mm (one hole in the slide)

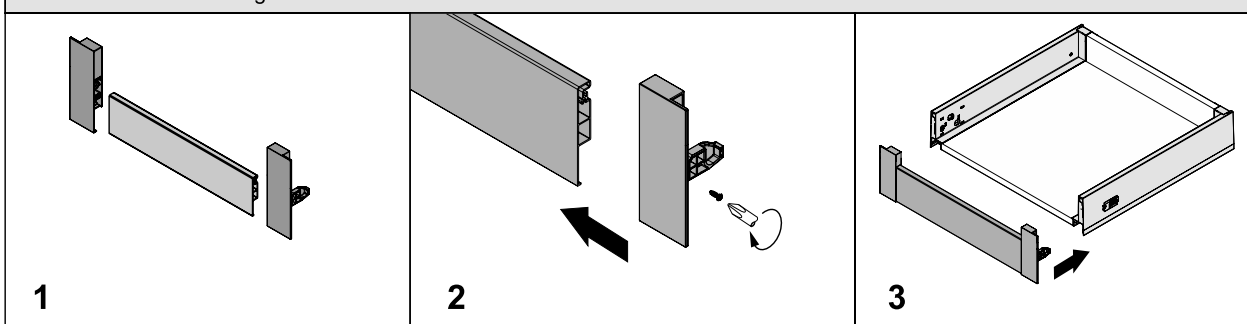
ATTENTION: * dimensions for drawers V-BOX 3D Slim / ** dimensions for drawers V-BOX 3D Slim **PUSH**

Internal drawer

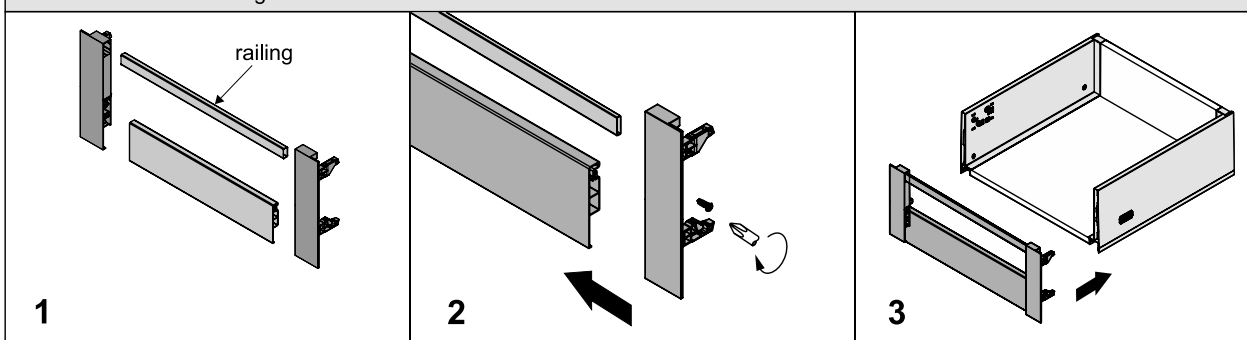
Installing the drawer front for V-BOX 3D Slim and V-BOX 3D Slim PUSH h = 95 mm



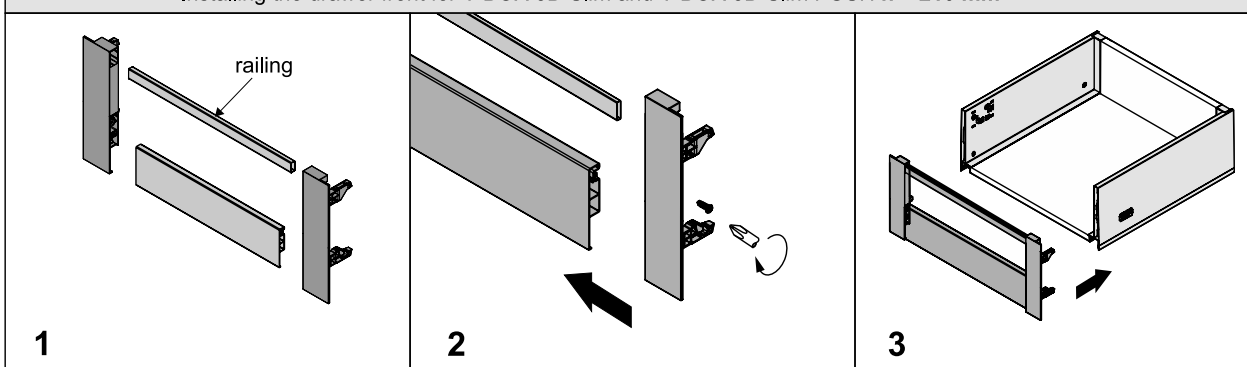
Installing the drawer front for V-BOX 3D Slim and V-BOX 3D Slim PUSH h = 127 mm



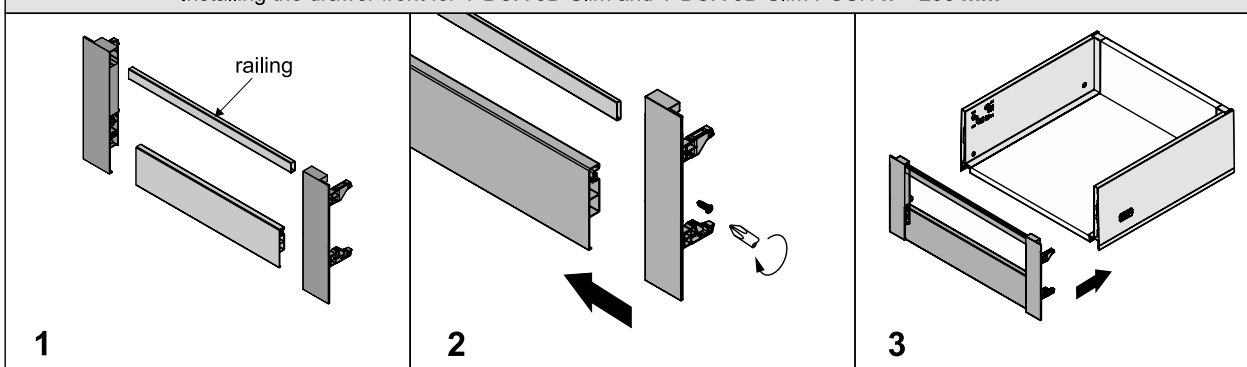
Installing the drawer front for V-BOX 3D Slim and V-BOX 3D Slim PUSH h = 178 mm



Installing the drawer front for V-BOX 3D Slim and V-BOX 3D Slim PUSH h = 210 mm



Installing the drawer front for V-BOX 3D Slim and V-BOX 3D Slim PUSH h = 238 mm



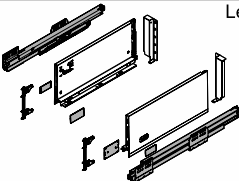
1.12 DRAWERS V-BOX 3D SLIM

Glass front fitting set for internal drawer

Components:

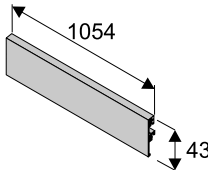
Height 95** / 178*** / 210 **** mm

Drawer V-BOX 3D Slim and V-BOX 3D Slim **PUSH**
h = 95 / 178 / 210 mm

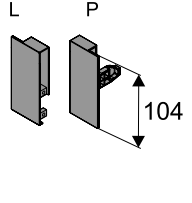


Length: 250 [mm]
270
300
350
400
450
500
550
600

Drawer front base profile for internal drawer
V-BOX 3D SLIM

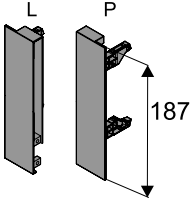


Glass front fitting Set for internal drawer front
V-BOX SLIM h = 95 mm



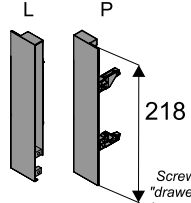
Screws for "drawer front base profile"

Glass front fitting Set for internal drawer front
V-BOX SLIM h = 178 mm



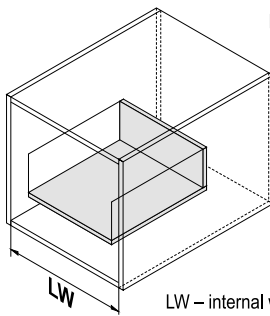
Screws for "drawer front base profile"

Glass front fitting Set for internal drawer front
V-BOX SLIM h = 210 mm



Screws for "drawer front base profile"

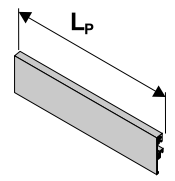
Cutting dimensions of profiles



NL : 250 [mm]
270
300
350
400
450
500
550
600

LW – internal width of carcass
NL – nominal length of the drawer

Front base profile for glass internal drawer front



$L_p = LW - 97 \text{ mm}$

Glass # 10 mm

$L_{sz} = LW - 74 \text{ mm}$

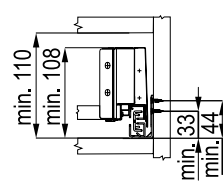
Edges should be polished and chamfered!

H_{sz} :
56 mm (for h=95)
138,5 mm (for h=178)
169,5 mm (for h=210)

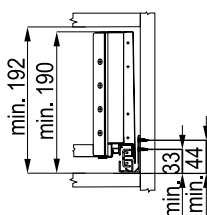
Calculations for the back wall and base of the drawer can be found in the instructions V-BOX Slim 3D

Mounting dimensions

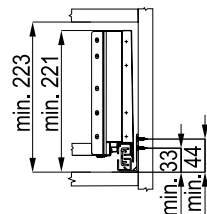
V-BOX 3D Slim H = 95 mm



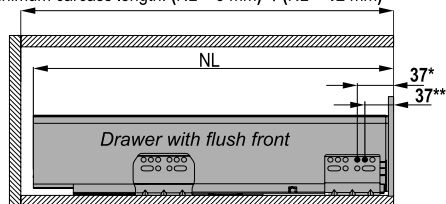
V-BOX 3D Slim H = 178 mm



V-BOX 3D Slim H = 210 mm



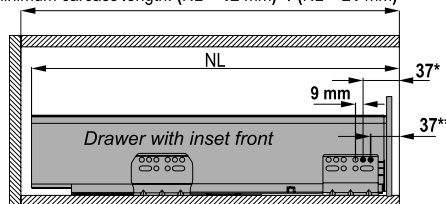
minimum carcass length: $(NL + 3 \text{ mm})^* / (NL + 12 \text{ mm})^{**}$



Drawer with flush front

The front of the drawer sits level with the carcass edges

minimum carcass length: $(NL + 12 \text{ mm})^* / (NL + 21 \text{ mm})^{**}$

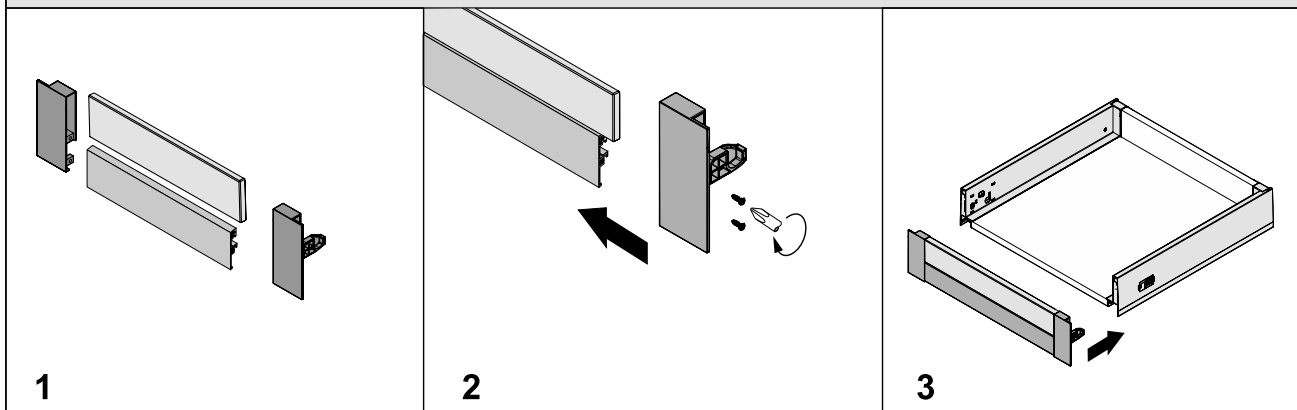
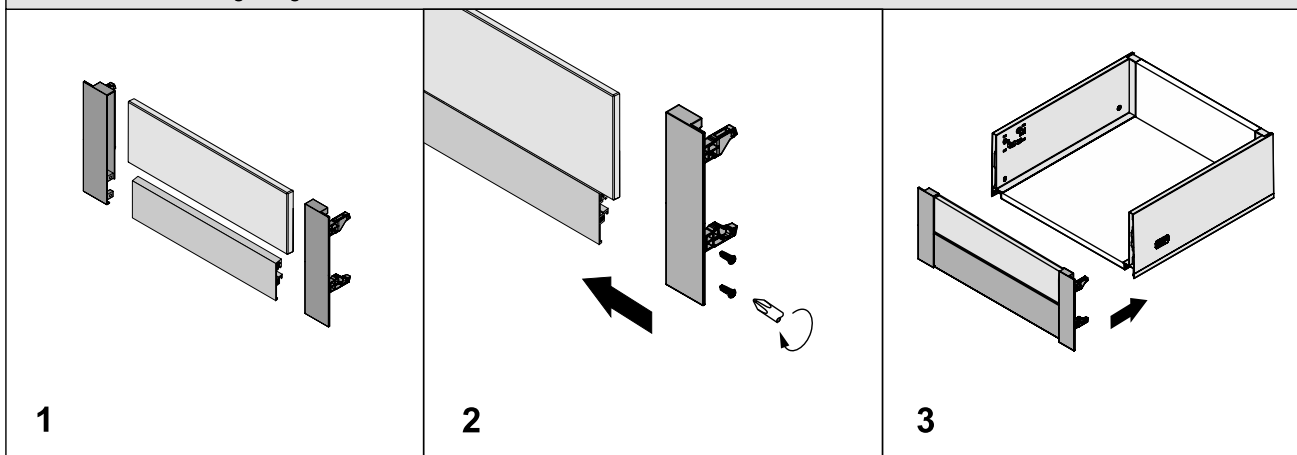
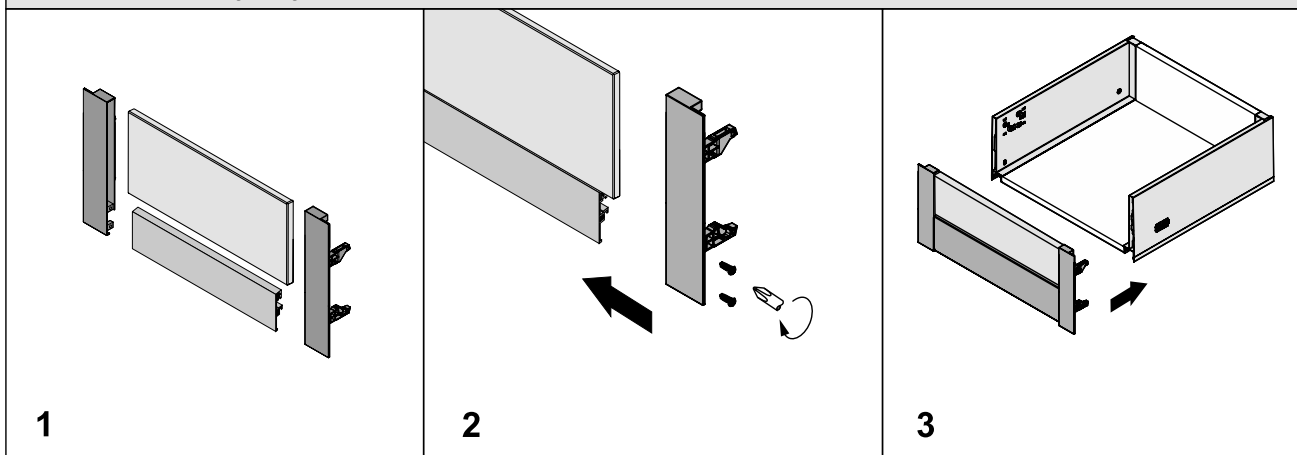


Drawer with inset front

ATTENTION! To ensure that the drawers cover the high front applied, the slides should be taken back by 9 mm (one hole in the slide) into the carcass

ATTENTION! *dimensions for drawers V-BOX 3D Slim / **dimensions for drawers V-BOX 3D Slim **PUSH**

Glass front fitting set for internal drawer

Installing the glass drawer front for V-BOX 3D Slim and V-BOX 3D Slim PUSH $h = 95 \text{ mm}$ Installing the glass drawer front for V-BOX 3D Slim and V-BOX 3D Slim PUSH $h = 178 \text{ mm}$ Installing the glass drawer front for V-BOX 3D Slim and V-BOX 3D Slim PUSH $h = 210 \text{ mm}$ 

1.11 DRAWERS SEVROLLBOX SLIM 3D

Innovative thin walled drawer box system



Sevrollbox Slim 3D is a new thin walled drawer available in Sevroll's offer.

3D regulation allows 3-dimensional adjustment, enabling simple and precise positioning of the front. The high quality of our drawer slides combined with an effective soft-close mechanism guarantees comfort of use with a **load of up to 35 kg**. **Slim sides** and our smart design allow full usage of the internal space. **Rigid metal front connectors and integrated rear wall fastenings** enable an easy and quick assembly. Thanks to the **wide range of available heights**, colours and accessories, drawer Sevrollbox Slim 3D offers many possibilities of space arrangement.



CHARACTERISTICS	
► Application	Drawer system
► Filling (bottom / back)	Board 16 mm
► Available lengths	270, 300, 350, 400, 450, 500, 550 mm
► Max. loading	35 kg
► Available wall heights	90, 131, 178, 213 mm
► Construction	Metal
► Number of test cycles	50 000
► Color	White RAL 9003, graphite RAL 7015
► Sales programme	Drawers are sold in sets

USAGE
► Carcass furniture, kitchens, walk-in wardrobes, wardrobes



Drawer SEVROLLBOX SLIM 3D h = 90 mm

CODE	COLOUR	LENGTH (mm)	COLLECTIVE PACKAGING	PRICED PER
222975	WHITE	270	6	set
222996	GRAPHITE	270	6	set
222976	WHITE	300	6	set
222997	GRAPHITE	300	6	set
222977	WHITE	350	6	set
222998	GRAPHITE	350	6	set
222978	WHITE	400	6	set
222999	GRAPHITE	400	6	set
222979	WHITE	450	6	set
223000	GRAPHITE	450	6	set
222980	WHITE	500	6	set
223001	GRAPHITE	500	6	set
222981	WHITE	550	6	set
223002	GRAPHITE	550	6	set

Drawer SEVROLLBOX SLIM 3D h = 131 mm

CODE	COLOUR	LENGTH (mm)	COLLECTIVE PACKAGING	PRICED PER
223118	WHITE	270	6	set
223125	GRAPHITE	270	6	set
223119	WHITE	300	6	set
223126	GRAPHITE	300	6	set
223120	WHITE	350	6	set
223127	GRAPHITE	350	6	set
223121	WHITE	400	6	set
223128	GRAPHITE	400	6	set
223122	WHITE	450	6	set
223129	GRAPHITE	450	6	set
223123	WHITE	500	6	set
223130	GRAPHITE	500	6	set
223124	WHITE	550	6	set
223131	GRAPHITE	550	6	set

Drawer SEVROLLBOX SLIM 3D h = 178 mm

CODE	COLOUR	LENGTH (mm)	COLLECTIVE PACKAGING	PRICED PER
222982	WHITE	270	5	set
223003	GRAPHITE	270	5	set
222983	WHITE	300	5	set
223004	GRAPHITE	300	5	set
222984	WHITE	350	5	set
223005	GRAPHITE	350	5	set
222985	WHITE	400	5	set
223006	GRAPHITE	400	5	set
222986	WHITE	450	5	set
223007	GRAPHITE	450	5	set
222987	WHITE	500	5	set
223008	GRAPHITE	500	5	set
222988	WHITE	550	5	set
223009	GRAPHITE	550	5	set

Drawer SEVROLLBOX SLIM 3D h = 213 mm

CODE	COLOUR	LENGTH (mm)	COLLECTIVE PACKAGING	PRICED PER
222989	WHITE	270	4	set
223010	GRAPHITE	270	4	set
222990	WHITE	300	4	set
223011	GRAPHITE	300	4	set
222991	WHITE	350	4	set
223012	GRAPHITE	350	4	set
222992	WHITE	400	4	set
223013	GRAPHITE	400	4	set
222993	WHITE	450	4	set
223014	GRAPHITE	450	4	set
222994	WHITE	500	4	set
223015	GRAPHITE	500	4	set
222995	WHITE	550	4	set
223016	GRAPHITE	550	4	set



Steel angle fixing – galvanised

CODE	DIMENSIONS (mm)	COLLECTIVE PACKAGING	PRICED PER
40343	12x21x35	40	item

i Angle section for strengthening drawer front with base

i Templates for drawer fronts and slides available in chapter no. 1.18

i Included: 2 drawer slides, 2 drawer sides, 2 front drawer fixings and 2 adjustment covers

1.11 DRAWERS SEVROLLBOX SLIM 3D

Sevrollbox SLIM 3D gallery rails



CODE	COLOUR	LENGTH (mm)	COLLECTIVE PACKAGING	PRICED PER
06251	WHITE	270	20	set
06258	GRAPHITE	270	20	set
06252	WHITE	300	20	set
06259	GRAPHITE	300	20	set
06253	WHITE	350	20	set
06260	GRAPHITE	350	20	set
06254	WHITE	400	20	set
06261	GRAPHITE	400	20	set
06255	WHITE	450	20	set
06262	GRAPHITE	450	20	set
06256	WHITE	500	20	set
06263	GRAPHITE	500	20	set
06257	WHITE	550	20	set
06264	GRAPHITE	550	20	set


List of base and back panel dimensions for standard carcasses.

SLIDE LENGTH (mm)	SIDE HEIGHT (mm)	CABINET WIDTHS (mm)	300 mm		400 mm		500 mm	
			width	height	width	height	width	height
450 mm	90	BACK PANEL	222	60	322	60	422	60
	131		222	101	322	101	422	101
	178		222	148	322	148	422	148
	213		222	183	322	183	422	183
	-	BASE PANEL	243	430	343	430	443	430
500 mm	90	BACK PANEL	222	60	322	60	422	60
	131		222	101	322	101	422	101
	178		222	148	322	148	422	148
	213		222	183	322	183	422	183
	-	BASE PANEL	243	480	343	480	443	480

SLIDE LENGTH (mm)	SIDE HEIGHT (mm)	CABINET WIDTHS (mm)	600 mm		800 mm		900 mm	
			width	height	width	height	width	height
450 mm	90	BACK PANEL	522	60	722	60	822	60
	131		522	101	722	101	822	101
	178		522	148	722	148	822	148
	213		522	183	722	183	822	183
	-	BASE PANEL	543	430	743	430	843	430
500 mm	90	BACK PANEL	522	60	722	60	822	60
	131		522	101	722	101	822	101
	178		522	148	722	148	822	148
	213		522	183	722	183	822	183
	-	BASE PANEL	543	480	743	480	843	480

- Drawer filling - 16 mm
- Carcase board - 18 mm
- Back panel LW - 42 mm
- Base panel LW - 21 mm
- Base panel NL - 20 mm


Front base profile for internal drawer **Sevrollbox SLIM 3D**



CODE	COLOUR	LENGTH (mm)	COLLECTIVE PACKAGING	PRICED PER
06012	WHITE	1080	20	set
06013	GRAPHITE	1080	20	set

i This component is to be trimmed, used to assemble internal drawer fronts


Front base profile for glass internal drawer front **Sevrollbox SLIM 3D**



CODE	COLOUR	LENGTH (mm)	COLLECTIVE PACKAGING	PRICED PER
06014	WHITE	1080	20	set
06015	GRAPHITE	1080	20	set

i This component is to be trimmed, used to assemble internal drawer fronts

Front railing for internal drawer **Sevrollbox SLIM i SLIM 3D**



CODE	COLOUR	LENGTH (mm)	COLLECTIVE PACKAGING	PRICED PER
04975	WHITE	1200	50	item
04974	GRAPHITE	1200	50	item

i This component is to be trimmed, used to assemble internal drawer fronts

Set for internal drawer **Sevrollbox SLIM 3D**



CODE	COLOUR	HEIGHT (mm)	COLLECTIVE PACKAGING	PRICED PER
05998	WHITE	90	20	set
05999	GRAPHITE	90	20	set
06000	WHITE	178	20	set
06001	GRAPHITE	178	20	set
06002	WHITE	213	20	set
06003	GRAPHITE	213	20	set

i These elements are for producing internal drawer fronts

Glass front fitting set for internal drawer **Sevrollbox SLIM 3D**

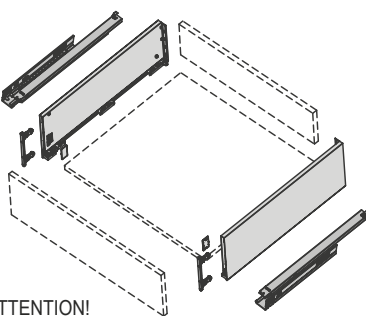
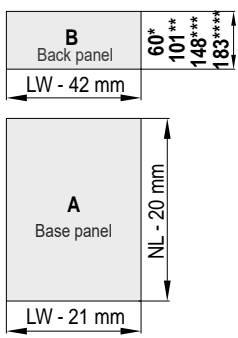
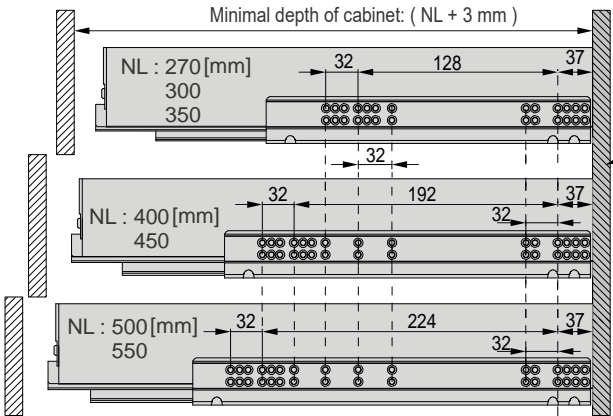
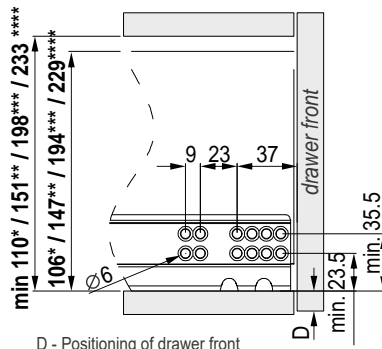
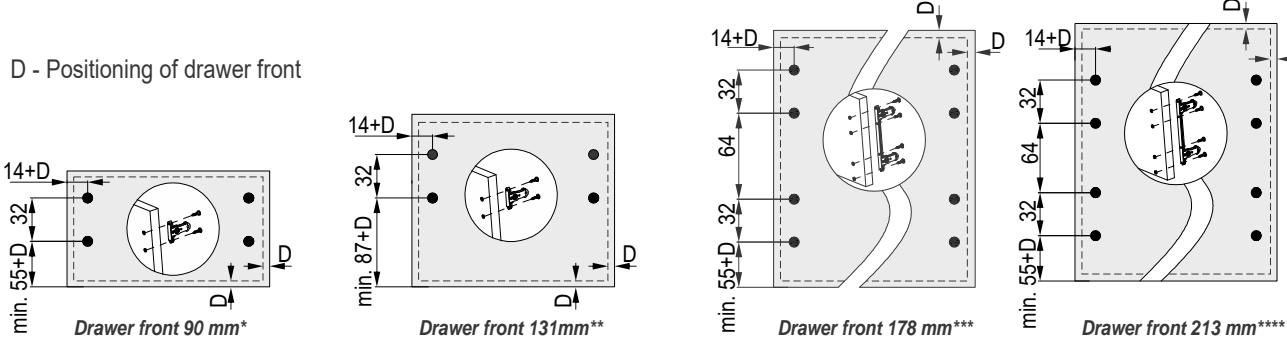
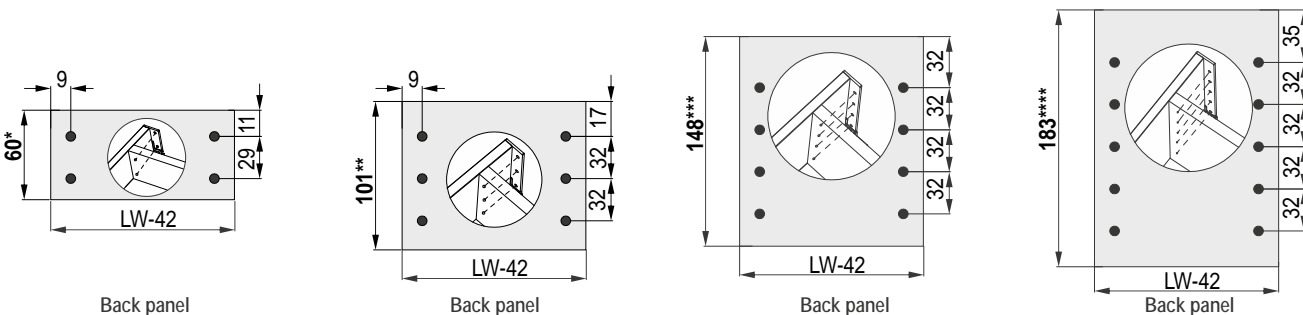


CODE	COLOUR	HEIGHT (mm)	COLLECTIVE PACKAGING	PRICED PER
06004	WHITE	90	20	set
06005	GRAPHITE	90	20	set
06006	WHITE	178	20	set
06007	GRAPHITE	178	20	set
06008	WHITE	213	20	set
06009	GRAPHITE	213	20	set

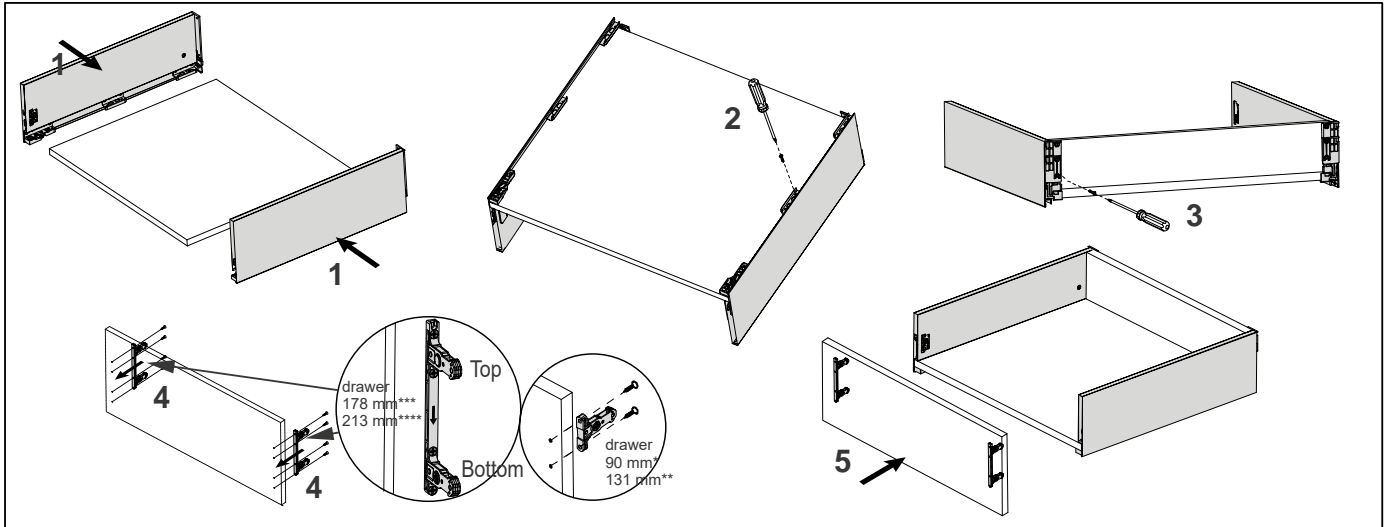
i These elements are for producing internal drawer fronts

1.11 DRAWERS SEVROLLBOX SLIM 3D – Height 90*/131**/178***/213****mm

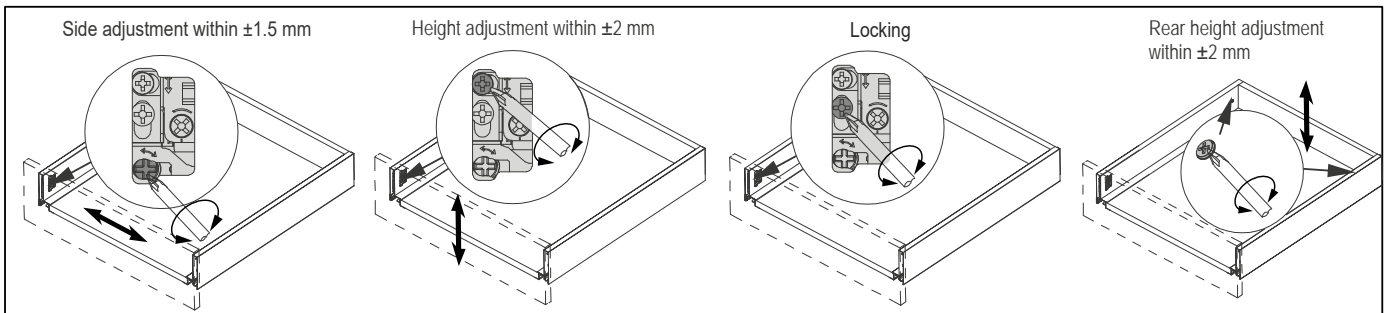
ATTENTION: * dimensions for drawers 90 mm / ** dimensions for drawers 131 mm / *** dimensions for drawers 178 mm / **** dimensions for drawers 213 mm

Components		Cutting dimensions of 16 mm MDF	
 <p>ATTENTION! screws are not included</p>		 <div style="float: right;"> <p>NL : 270 [mm] 300 350 400 450 500 550</p> <p>A – Base panel B – Back panel</p> <p>LW – internal cabin width NL – nominal length of drawer</p> </div>	
Drawer slide positioning		Installation measurement	
 <p>Minimal depth of cabinet: (NL + 3 mm)</p> <p>Warning: in drawers with recessed fronts the slides should be positioned further back by the thickness of the drawer front!</p>		 <p>D - Positioning of drawer front</p>	
Mounting dimensions for drawer front panel			
 <p>D - Positioning of drawer front</p> <p>Drawer front 90 mm*</p> <p>Drawer front 131mm**</p> <p>Drawer front 178 mm***</p> <p>Drawer front 213 mm****</p>			
Mounting dimensions of back panel			
 <p>Back panel for 90 mm sides*</p> <p>Back panel for 131 mm sides**</p> <p>Back panel for 178 mm sides***</p> <p>Back panel for 213 mm sides****</p>			

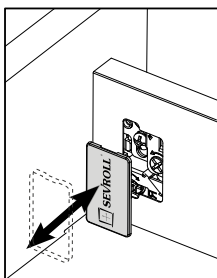
Drawer assembly



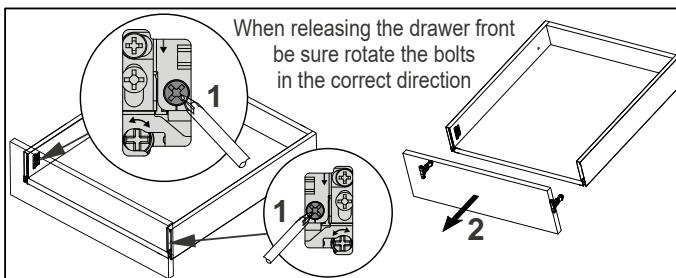
Drawer front regulation



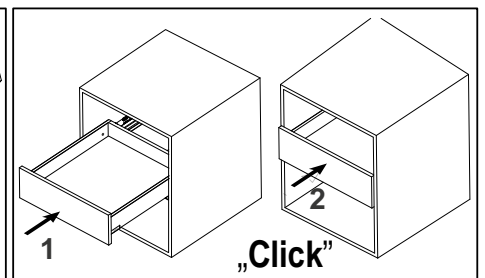
Cover insertion / removal



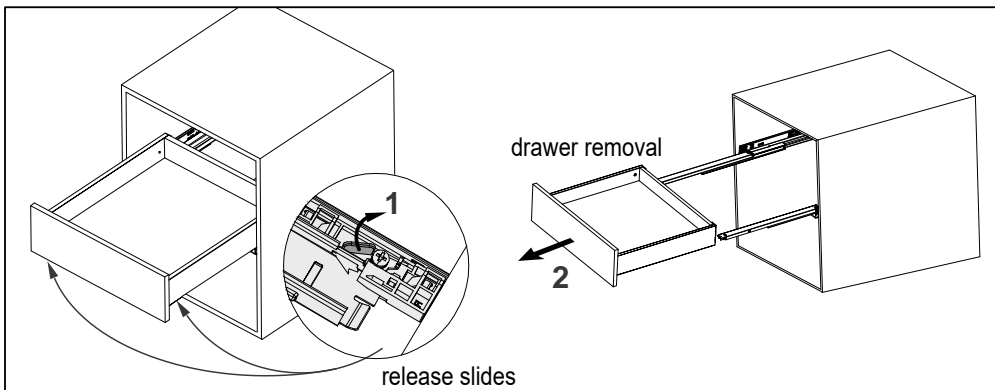
Drawer front panel removal



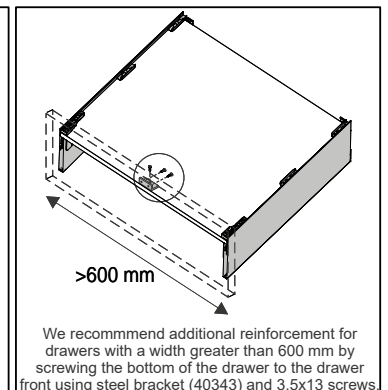
Drawer insertion



Drawer removal



Drawer strengthening



1.12 DRAWERS SEVROLLBOX SLIM 3D

Set for internal drawer

Components:

Drawer SEVROLLBOX SLIM 3D
h = 90 mm / h = 178 mm / h = 213 mm

Length: 270 [mm]
300
350
400
450
500
550

Universal drawer front base profile for internal drawer SEVROLLBOX SLIM 3D

1080
113

Universal drawer front railing for internal drawer SEVROLLBOX SLIM 3D

1200
11
20

Only for use with SEVROLLBOX SLIM 3D
h = 178 mm and h = 213 mm

Set for internal drawer SEVROLLBOX SLIM 3D h = 90 mm

114
4x25
Screws for "drawer front base profile"

Set for internal drawer SEVROLLBOX SLIM 3D h = 178 mm

202
4x25
Screws for "drawer front base profile"

Set for internal drawer SEVROLLBOX SLIM 3D h = 213 mm

237
4x25
Screws for "drawer front base profile"

Cutting dimensions of profiles

NL : 270 [mm]
300
350
400
450
500
550

LW – internal width of carcass
NL – nominal length of the drawer

Universal drawer front base profile

$L_P = LW - 100 \text{ mm}$

Universal drawer front railing

$L_R = LW - 87 \text{ mm}$

Calculations for the back wall and base of the drawer can be found in the instructions SEVROLLBOX SLIM 3D

Mounting dimensions

SEVROLLBOX SLIM 3D h = 90 mm

min. 120
min. 33
min. 45

SEVROLLBOX SLIM 3D h = 178 mm

min. 208
min. 33
min. 45

SEVROLLBOX SLIM 3D h = 213 mm

min. 243
min. 33
min. 45

minimum carcass length: (NL + 3 mm)

37 mm

Drawer with flush front

The front of the drawer sits level with the carcass edges

minimum carcass length: (NL + 12 mm)

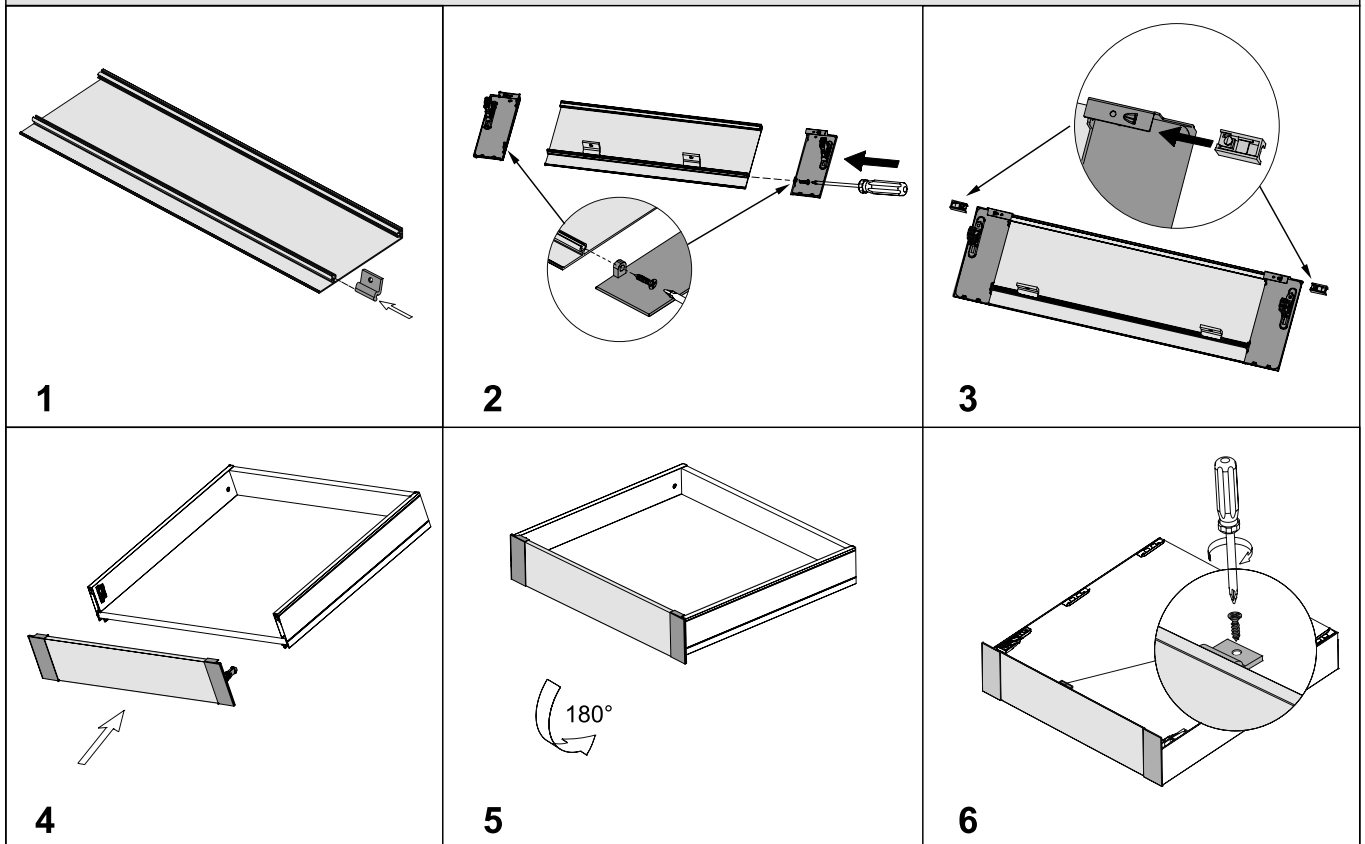
9 mm

Drawer with inset front

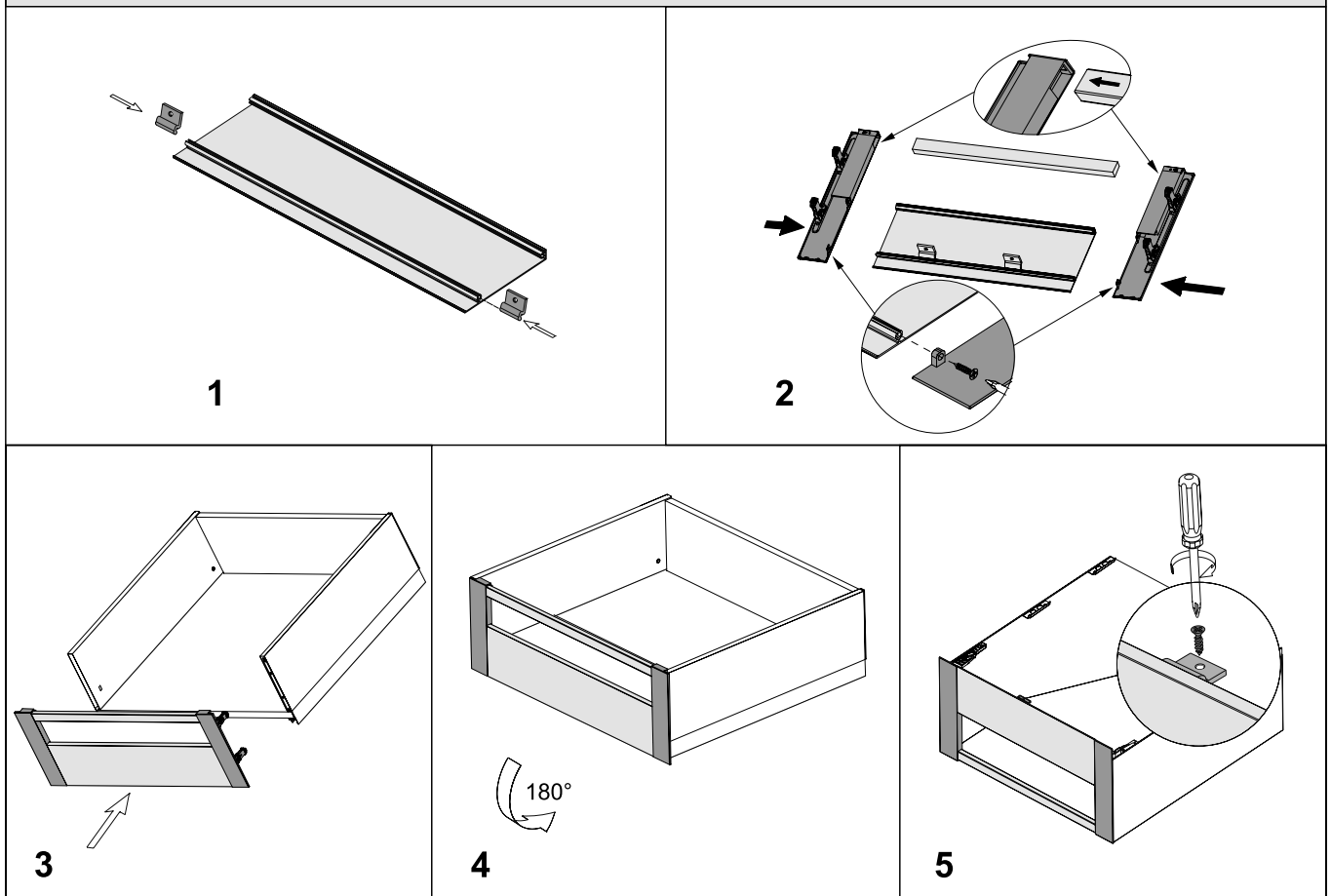
ATTENTION! To ensure that the drawers cover the high front applied, the slides should be taken back by 9 mm (one hole in the slide) into the carcass

Set for internal drawer

Installing the drawer front for SEVROLLBOX SLIM 3D h = 90 mm



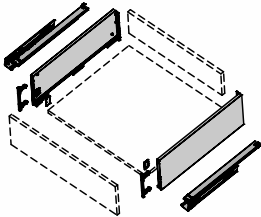
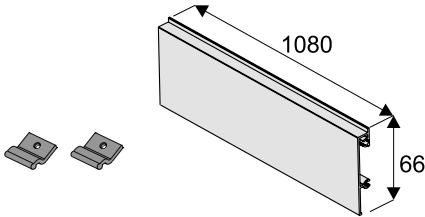
Installing the drawer front for SEVROLLBOX SLIM 3D h = 178 mm and h = 213 mm

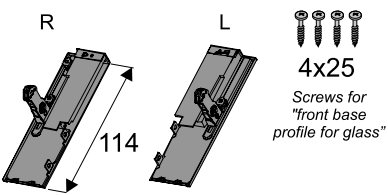
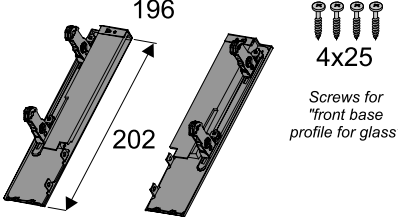
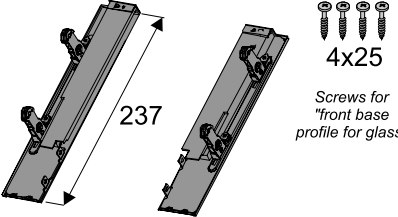


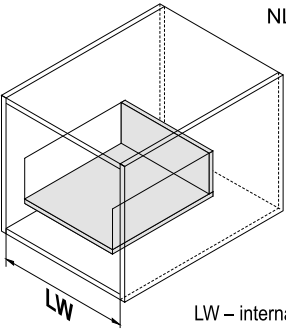
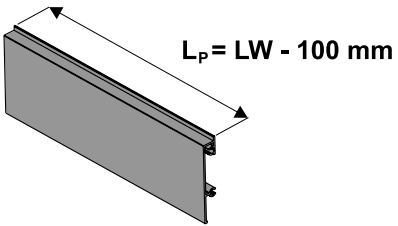
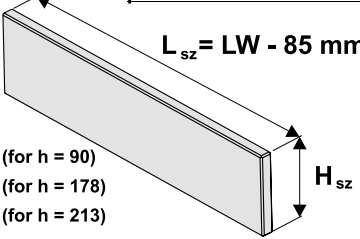
1.12 DRAWERS SEVROLLBOX SLIM 3D

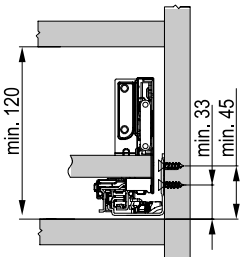
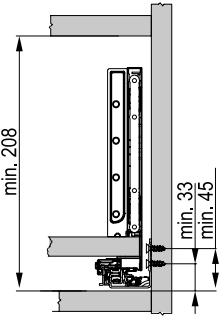
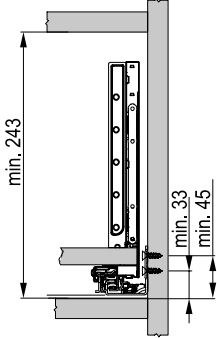
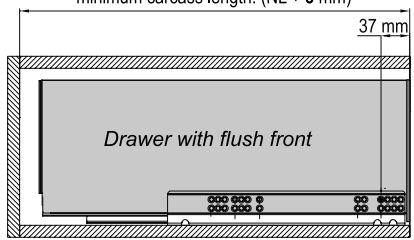
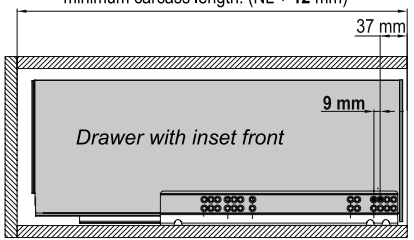
Glass front fitting set for internal drawer

Components:

<p>Drawer SEVROLLBOX SLIM 3D h = 90 mm / h = 178 mm / h = 213 mm</p>  <p>Length: 270 [mm] 300 350 400 450 500 550</p>	<p>Front base profile for glass internal drawer front SEVROLLBOX SLIM 3D</p> 
---	--

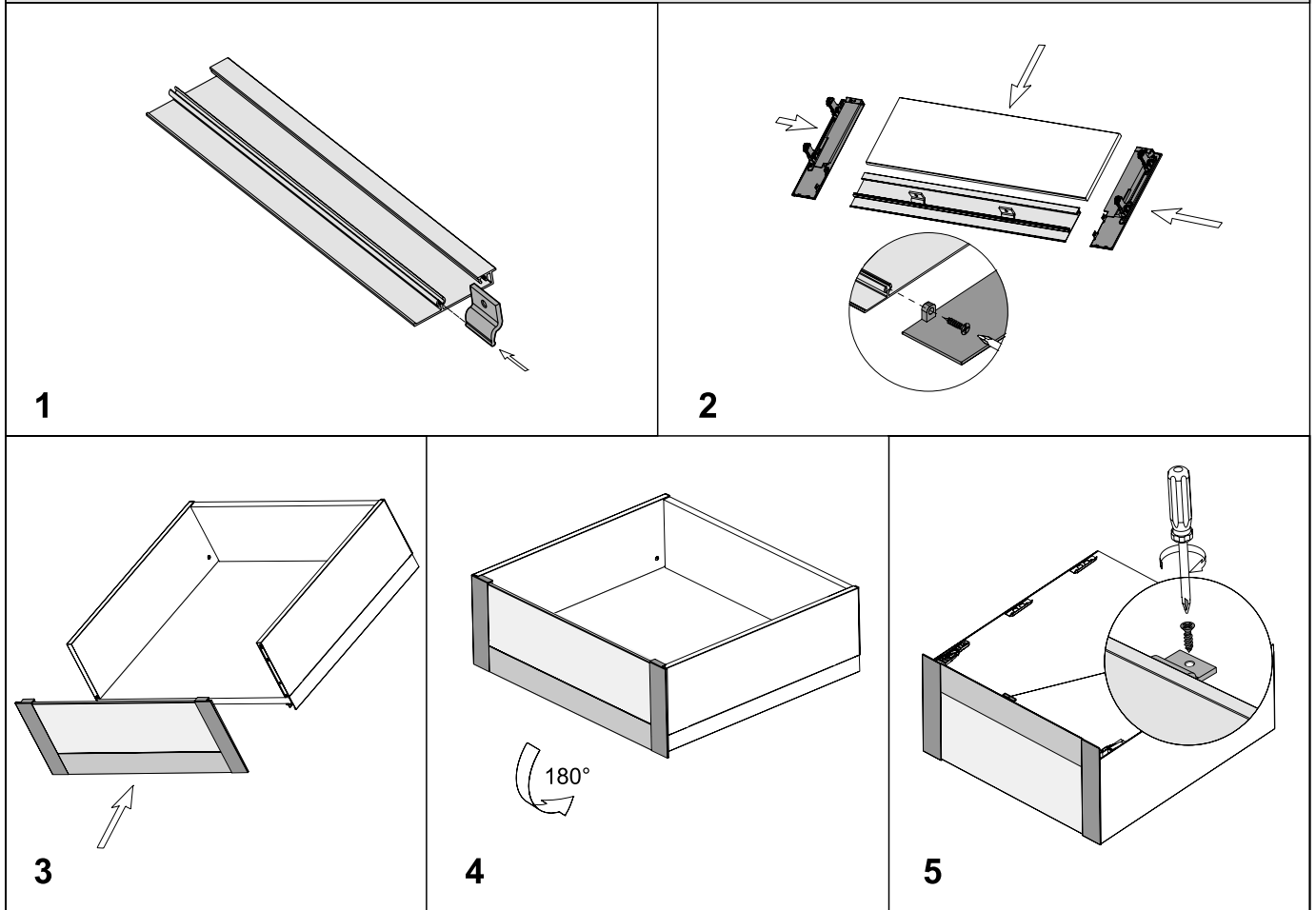
<p>Glass front fitting Set for internal drawer front SEVROLLBOX SLIM 3D h = 90 mm</p>  <p>4x25 Screws for "front base profile for glass"</p>	<p>Glass front fitting Set for internal drawer front SEVROLLBOX SLIM 3D h = 178 mm</p>  <p>4x25 Screws for "front base profile for glass"</p>	<p>Glass front fitting Set for internal drawer front SEVROLLBOX SLIM 3D h = 213 mm</p>  <p>4x25 Screws for "front base profile for glass"</p>
--	---	---

Cutting dimensions of profiles		
 <p>NL : 270 [mm] 300 350 400 450 500 550</p> <p>LW – internal width of carcass NL – nominal length of the drawer</p>	<p>Front base profile for glass internal drawer front</p>  <p>$L_p = LW - 100 \text{ mm}$</p>	<p>Glass # 8 mm</p> <p><u>Edges should be polished and chamfered!</u></p> <p>$L_{sz} = LW - 85 \text{ mm}$</p> <p>$H_{sz}$: 48 mm (for h = 90) 135 mm (for h = 178) 170 mm (for h = 213)</p> 
<p>Calculations for the back wall and base of the drawer can be found in the instructions SEVROLLBOX SLIM 3D</p>		

Mounting dimensions			
<p>SEVROLLBOX SLIM 3D h = 90 mm</p> 	<p>SEVROLLBOX SLIM 3D h = 178 mm</p> 	<p>SEVROLLBOX SLIM 3D h = 213 mm</p> 	
<p>minimum carcass length: (NL + 3 mm)</p>  <p>37 mm</p> <p>Drawer with flush front</p>		<p>minimum carcass length: (NL + 12 mm)</p>  <p>37 mm</p> <p>9 mm</p> <p>Drawer with inset front</p>	
<p>The front of the drawer sits level with the carcass edges</p>		<p>ATTENTION! To ensure that the drawers cover the high front applied, the slides should be taken back by 9 mm (one hole in the slide) into the carcass</p>	

Glass front fitting set for internal drawer

Installing the glass drawer front for SEVROLLBOX SLIM 3D h = 90 mm, h = 178 mm, h = 213 mm



1.15 DXR DRAWER SYSTEM

Innovative thin walled drawer box system



DXR drawer system is a new addition to the Sevroll-System offer. It is distinguished by ultra-thin sides that allow full use of the internal space, and an effective soft-closing mechanism ensures comfortable use of the drawer even with a load of up to 25kg. The slides in the DXR drawer system are available in lengths from 300 to 550mm. Also worth appreciating is the varied height of the sides: 78, 118 and 150 mm, as well as a choice of colours (white or graphite). With the functional DXR drawer system you will create a modern furniture design for the living room, bedroom, dressing room, hallway, as well as for archives and office spaces.



CHARACTERISTICS

► Application	Drawer system
► Filling (bottom / back)	Board 16 mm
► Available lengths	300, 350, 400, 450, 500, 550 mm
► Max. loading	25 kg
► Available wall heights	78, 118, 150 mm
► Construction	Metal
► Number of test cycles	50 000
► Color	White RAL 9003, graphite RAL 7015
► Sales programme	Slide set and side set are sold separately

USAGE

► Carcass furniture, kitchens, walk-in wardrobes, wardrobes, archives



Drawer side for DXR slide h = 78 mm

CODE	COLOUR	LENGTH (mm)	COLLECTIVE PACKAGING	PRICED PER
223230	WHITE	300	10	set
223248	GRAPHITE	300	10	set
223231	WHITE	350	10	set
223249	GRAPHITE	350	10	set
223232	WHITE	400	10	set
223250	GRAPHITE	400	10	set
223233	WHITE	450	10	set
223251	GRAPHITE	450	10	set
223234	WHITE	500	10	set
223252	GRAPHITE	500	10	set
223235	WHITE	550	10	set
223253	GRAPHITE	550	10	set

Drawer side for DXR slide h = 118 mm

CODE	COLOUR	LENGTH (mm)	COLLECTIVE PACKAGING	PRICED PER
223236	WHITE	300	10	set
223254	GRAPHITE	300	10	set
223237	WHITE	350	10	set
223255	GRAPHITE	350	10	set
223238	WHITE	400	10	set
223256	GRAPHITE	400	10	set
223239	WHITE	450	10	set
223257	GRAPHITE	450	10	set
223240	WHITE	500	10	set
223258	GRAPHITE	500	10	set
223241	WHITE	550	10	set
223259	GRAPHITE	550	10	set

Drawer side for DXR slide h = 150 mm

CODE	COLOUR	LENGTH (mm)	COLLECTIVE PACKAGING	PRICED PER
223242	WHITE	300	10	set
223260	GRAPHITE	300	10	set
223243	WHITE	350	10	set
223261	GRAPHITE	350	10	set
223244	WHITE	400	10	set
223262	GRAPHITE	400	10	set
223245	WHITE	450	10	set
223263	GRAPHITE	450	10	set
223246	WHITE	500	10	set
223264	GRAPHITE	500	10	set
223247	WHITE	550	10	set
223265	GRAPHITE	550	10	set

DXR undermount slides part-extension with soft close



CODE	LENGTH (mm)	COLLECTIVE PACKAGING	PRICED PER
06324	300	15	set
06325	350	15	set
06326	400	15	set
06327	450	15	set
06328	500	15	set
06329	550	15	set

Steel angle fixing – galvanised

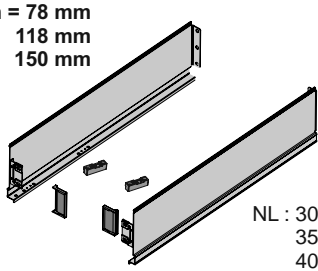
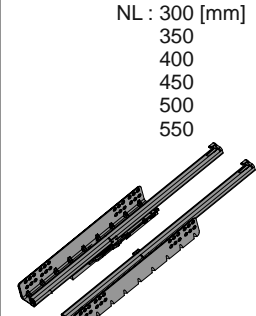
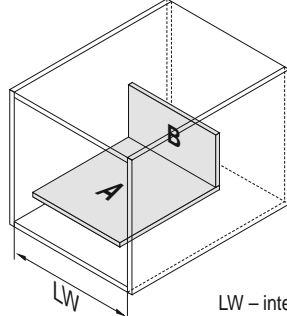


CODE	DIMENSIONS (mm)	COLLECTIVE PACKAGING	PRICED PER
40343	12x21x35	40	item

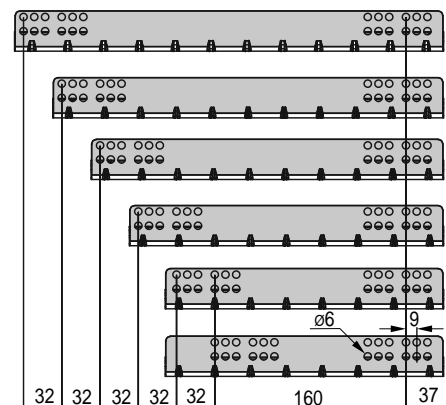
i Angle section for strengthening drawer front with base

i **Included:** 2 drawer sides, 2 slide adapters, 2 adjustment covers. The slides are sold separately.

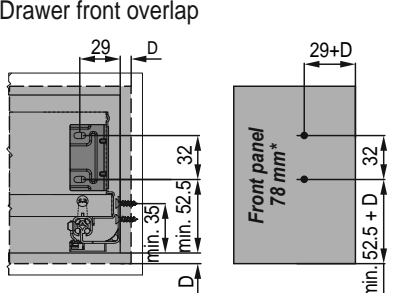
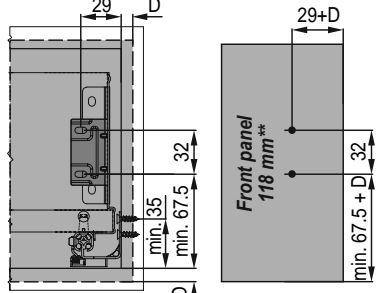
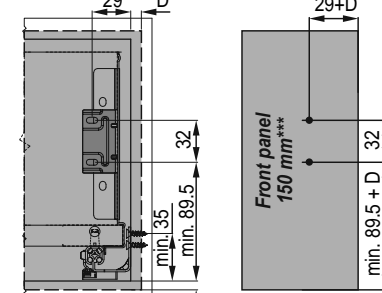
1.15 DXR DRAWER SYSTEM

Drawer side for undermount drawer slide DXR	Undermount drawer slide DXR	Cutting dimensions of 16 mm MDF
<p>h = 78 mm 118 mm 150 mm</p>  <p>NL : 300 350 400 450 500 550</p> <p>ATTENTION! screws are not included</p>	<p>NL : 300 [mm] 350 400 450 500 550</p> 	<p>Back panel B</p> <p>60* 100** 132***</p> <p>LW - 19 mm</p> <p>Base panel A</p> <p>NL - 3 mm</p> <p>LW - 11 mm</p>  <p>NL : 300 [mm] 350 400 450 500 550</p> <p>A - Base panel B - Back panel</p> <p>LW – internal cabinet width NL – nominal length of drawer</p>

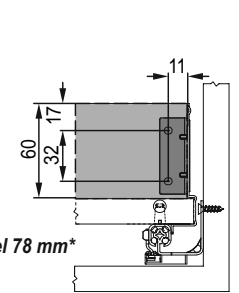
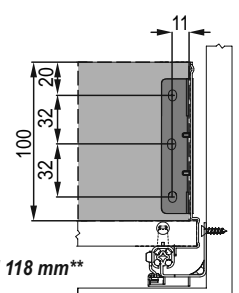
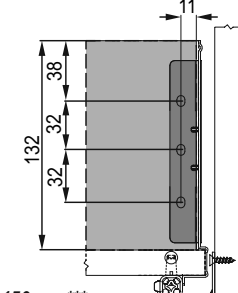
Drawer slide positioning and required space between drawers

 <p>550 500 450 400 350 300</p> <p>32 32 32 32 32 160 37</p> <p>Ø6 9</p>	<p>Minimal depth of cabinet: (NL + 15 mm)</p> <p>37 mm</p> <p>NL : 300 [mm] 350 400 450 500 550</p> <p>min 108* / 148** / 190*** 104* / 144** / 176***</p> <p>Drawerbox with front installed</p> <p>Drawer front installed</p> <p>12 min. 35</p> <p>Warning: in drawers with recessed fronts, the slides should be positioned further back by the thickness of the drawer front!</p>
--	---

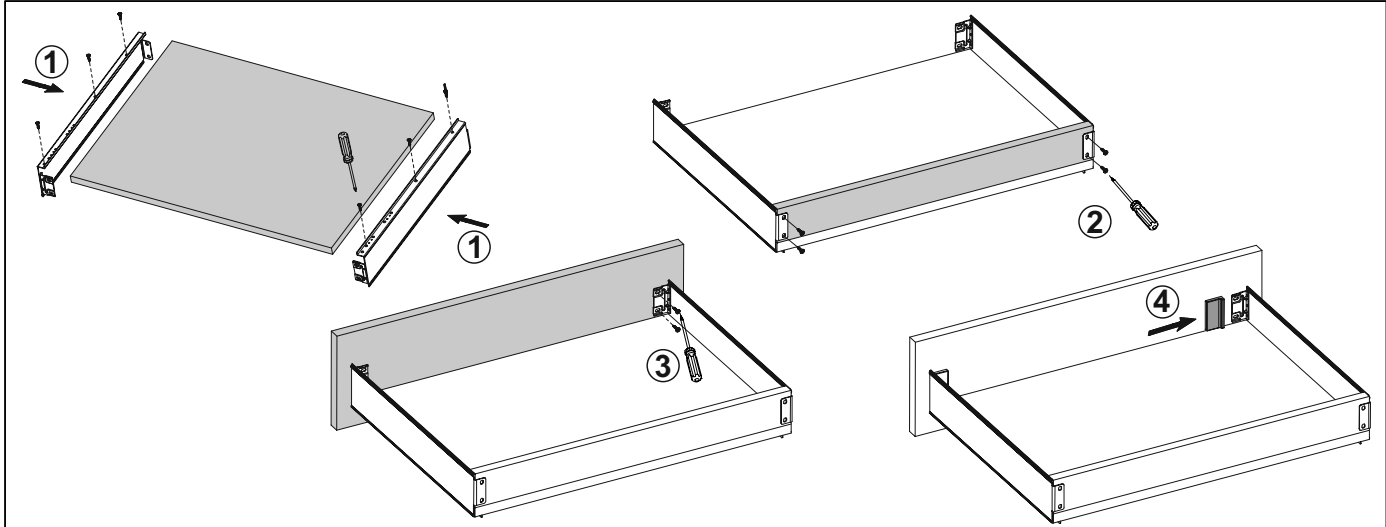
Mounting dimensions for drawer front panel

<p>D - Drawer front overlap</p>  <p>29 D 29+D 32 min. 35 min. 52.5 min. 52.5 + D</p> <p>Front panel 78 mm*</p>	 <p>29 D 29+D 32 min. 35 min. 67.5 min. 67.5 + D</p> <p>Front panel 118 mm**</p>	 <p>29 D 29+D 32 min. 35 min. 89.5 min. 89.5 + D</p> <p>Front panel 150 mm***</p>
--	--	--

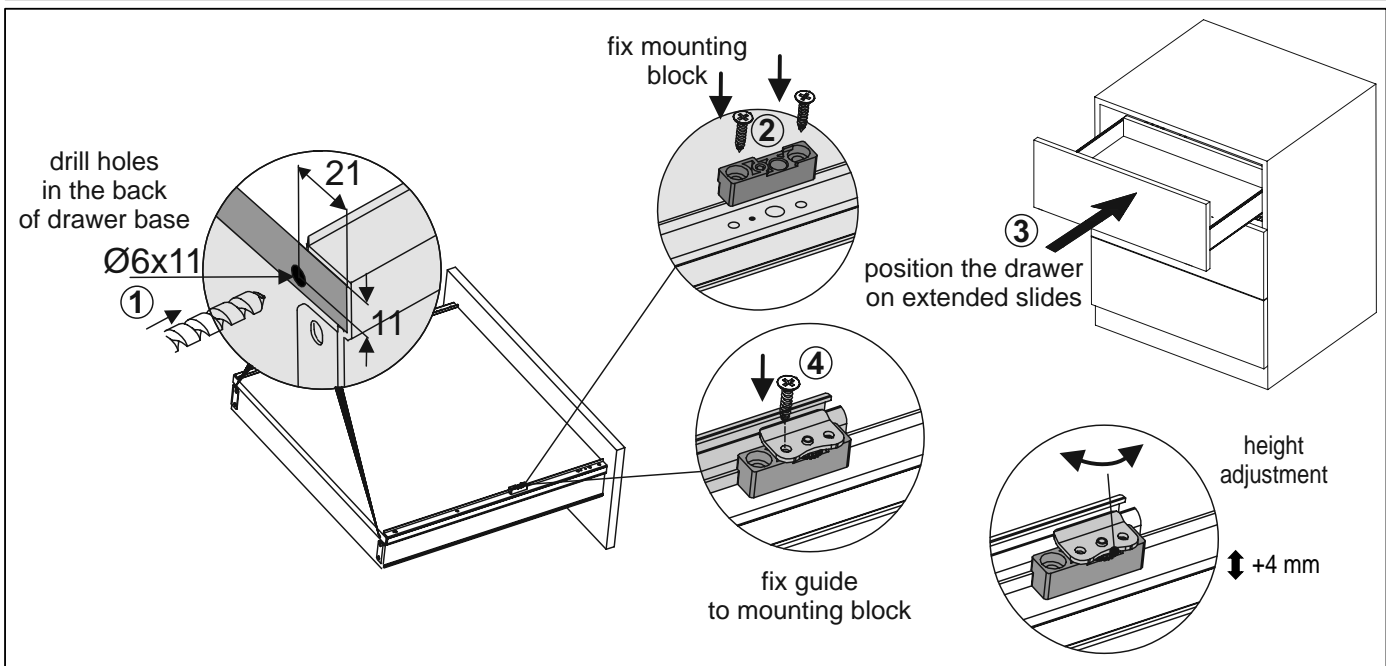
Mounting dimensions of back panel

 <p>60 17 32 11</p> <p>Back panel 78 mm*</p>	 <p>100 32 20 11</p> <p>Back panel 118 mm**</p>	 <p>132 38 32 11</p> <p>Back panel 150 mm***</p>
---	--	---

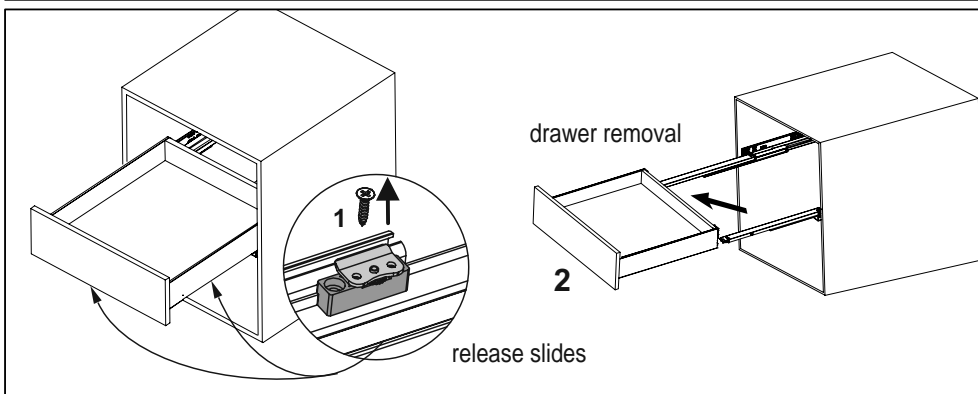
Drawer assembly



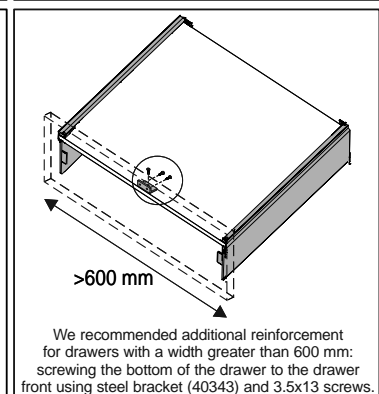
Drawer installation



Drawer front panel removal




Drawer strengthening

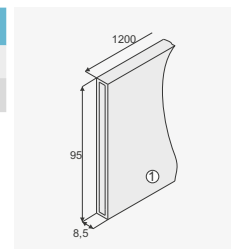


1.16 DRAWERS ORGANIZATION

MIX transverse bar to divide SLIM drawers



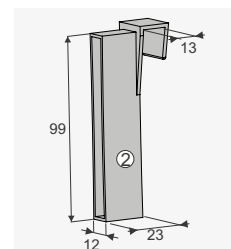
CODE	COLOUR	LENGTH (mm)	COLLECTIVE PACKAGING	PRICED PER
06756	WHITE	1200	20	item
06753	GRAPHITE	1200	20	item



MIX transverse bar connector for SLIM drawers



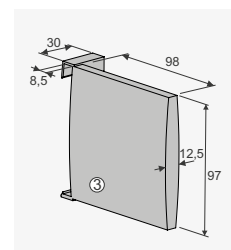
CODE	COLOUR	COLLECTIVE PACKAGING	PRICED PER
06757	WHITE	50	item
06754	GRAPHITE	50	item




MIX divider for transverse bar for SLIM drawers



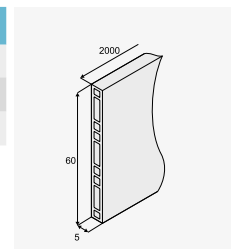
CODE	COLOUR	COLLECTIVE PACKAGING	PRICED PER
06758	WHITE	100	item
06755	GRAPHITE	100	item



Drawer accessories **Dividing wall 60x2000 mm**



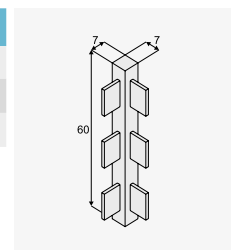
CODE	COLOUR	HEIGHT (mm)	COLLECTIVE PACKAGING	PRICED PER
222965	WHITE	60	20	item
222955	GRAPHITE	60	20	item
222959	VELVET-GREY	60	20	item



Drawer accessories **Two-sided wall connector**



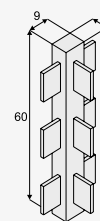
CODE	COLOUR	HEIGHT (mm)	COLLECTIVE PACKAGING	PRICED PER
222966	WHITE	60	10	set
222956	GRAPHITE	60	10	set
222960	VELVET-GREY	60	10	set



Drawer accessories **Three-sided wall connector**



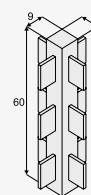
CODE	COLOUR	HEIGHT (mm)	COLLECTIVE PACKAGING	PRICED PER
222967	WHITE	60	10	set
222957	GRAPHITE	60	10	set
222961	VELVET-GREY	60	10	set



Drawer accessories **Four-sided wall connector**



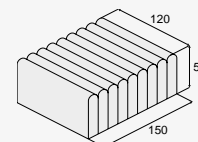
CODE	COLOUR	HEIGHT (mm)	COLLECTIVE PACKAGING	PRICED PER
222968	WHITE	60	10	set
222958	GRAPHITE	60	10	set
222962	VELVET-GREY	60	10	set



Drawer accessories **Inlay for earings 120x150x50 mm**



CODE	COLOUR	DIMENSIONS (mm)	COLLECTIVE PACKAGING	PRICED PER
222963	VELVET-GREY	120 x 150 x 50	100	item



Drawer accessories **Self-adhesive insert 1000 x 1500 mm**

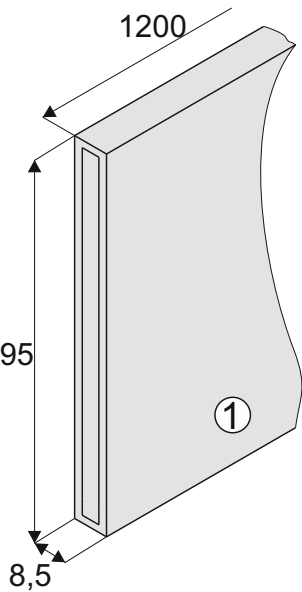


CODE	COLOUR	DIMENSIONS (mm)	COLLECTIVE PACKAGING	PRICED PER
222964	VELVET-GREY	1000 x 1500	1	roll

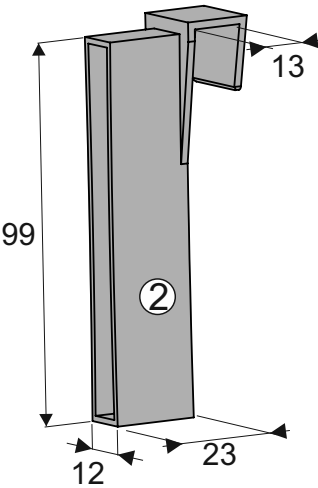
i Self-adhesive material for lining drawer interior

1.16 DRAWERS ORGANIZATION

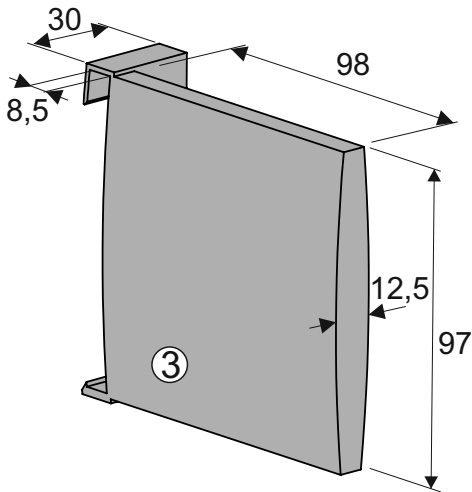
MIX ACCESSORIES FOR SLIM DRAWERS



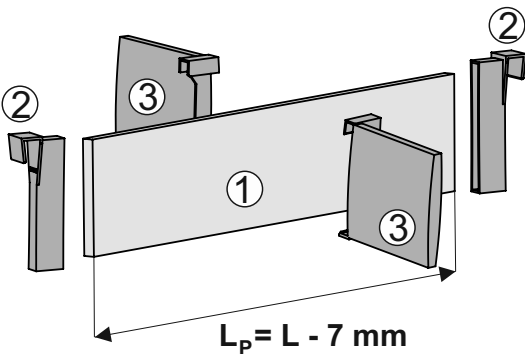
MIX transverse bar
to divide SLIM drawers



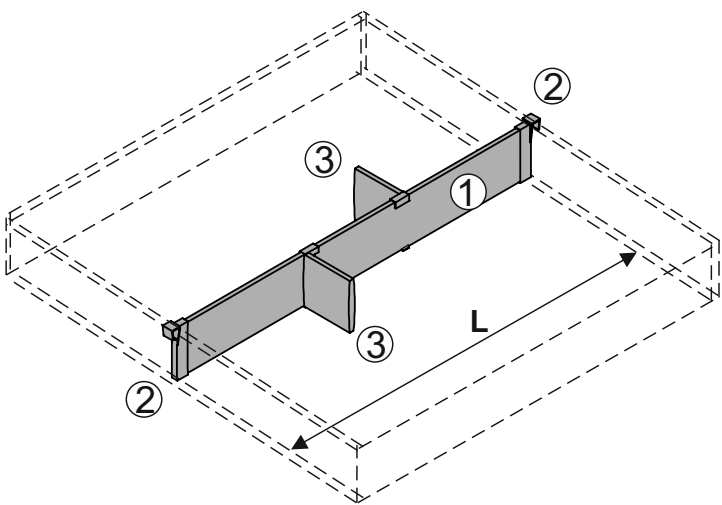
MIX transverse
bar connector
for SLIM drawers



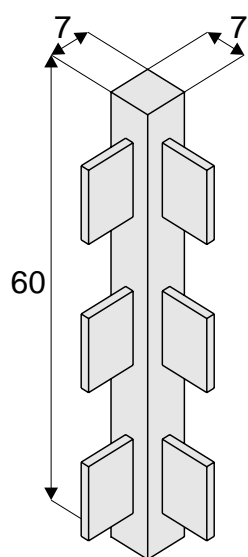
MIX divider
for transverse bar
for SLIM drawers



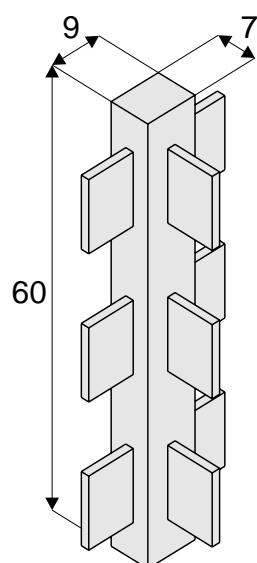
L_p - length of MIX transverse bar
 L - width of the drawer interior



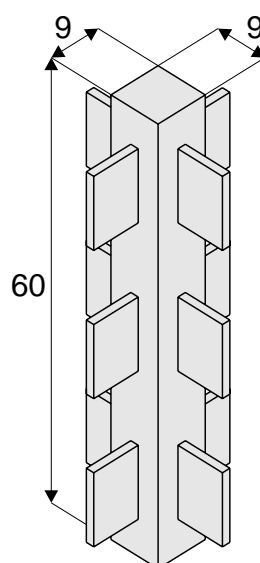
ACCESSORIES FOR DRAWERS



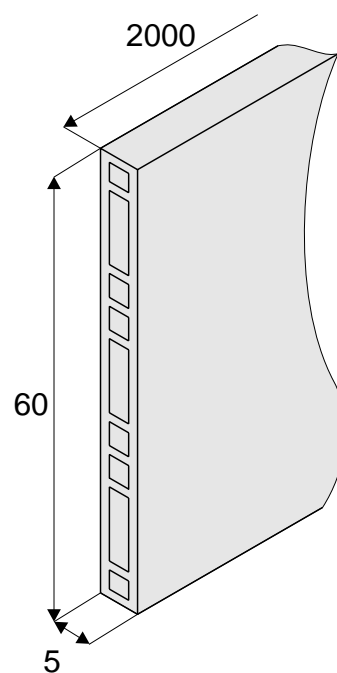
Two-sided
wall connector



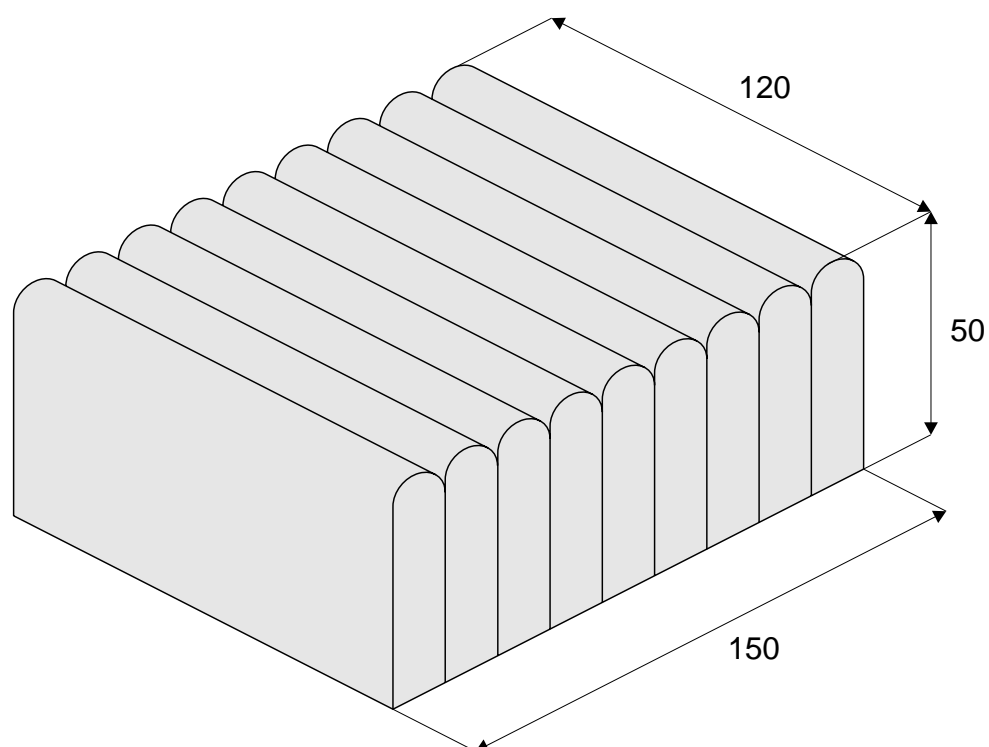
Three-sided
wall connector



Four-sided
wall connector



Dividing wall 60x2000



Inlay for earrings 120x150x50

1.17 SEVROLL DRIVE

Electric drawer opening mechanism **Sevroll Drive**



CODE	COLOUR	COLLECTIVE PACKAGING	PRICED PER
06194	GREY	50	set

i Set includes: mechanism, back panel mounting plate, clamp connector, rebounder, cable cover, cable and a set of screws.

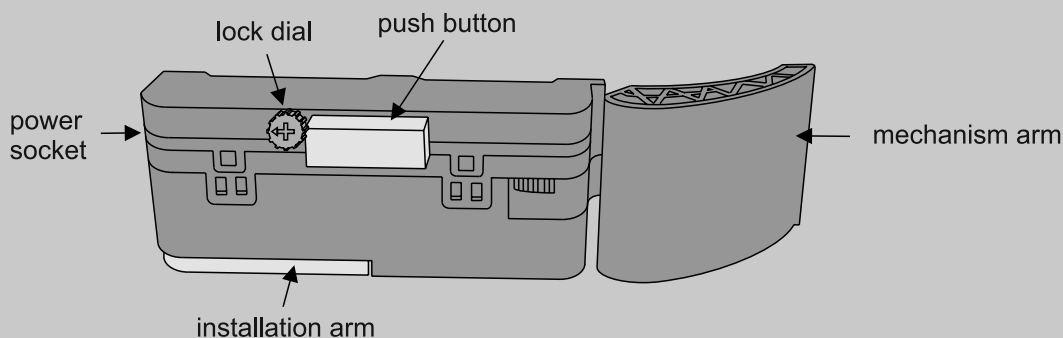
AC adapter for the **Sevroll Drive** mechanism



CODE	COLOUR	COLLECTIVE PACKAGING	PRICED PER
06195	GREY	50	item

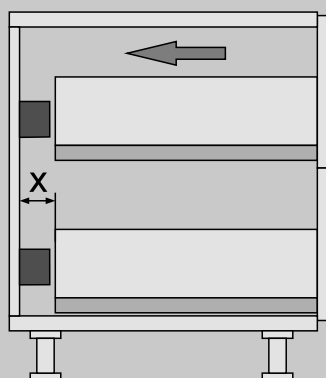


1.17 ELECTRIC DRAWER OPENING MECHANISM SEVROLL DRIVE

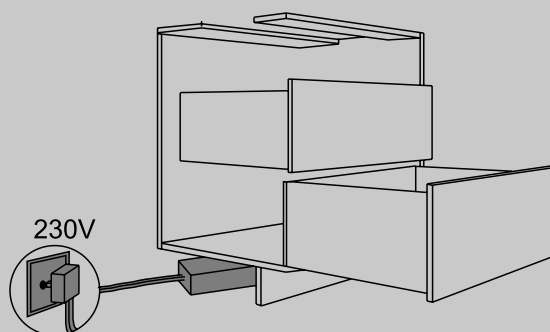
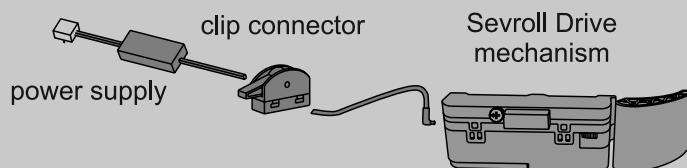
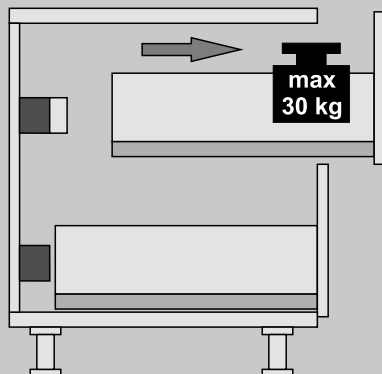


Max. drawer load - 30 kg

Cabinet dimensions



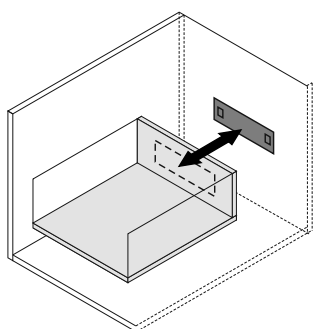
$$43 \leq x \leq 46$$



COMPONENTS

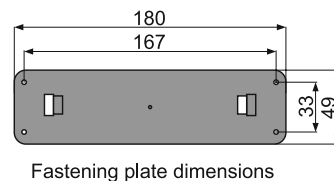
Electric drawer opening mechanism-Sevroll Drive				
Sevroll Drive mechanism	fastening plate	X1	cable	L: 1.2 m
X1	clip connector	X1	bumper	X4
	end cap for cable	X2	screw 4x12	X4

Power supply for Sevroll Drive mechanism	
	L: 3.5 m
24V	

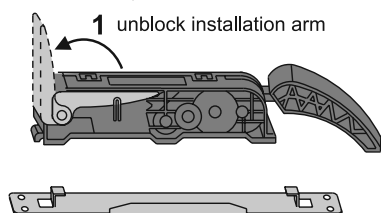


Sevrill Drive mechanism installation to carcass with fastening plate

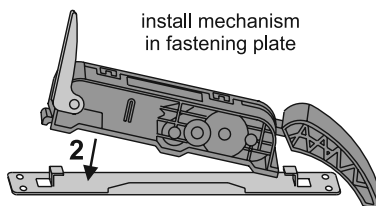
Fastening plate should be installed on the rear side of the cabinet, in the middle of the drawer height. Plate should be level.



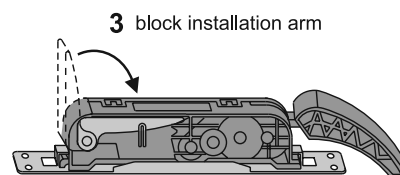
Fastening plate dimensions



1 unblock installation arm

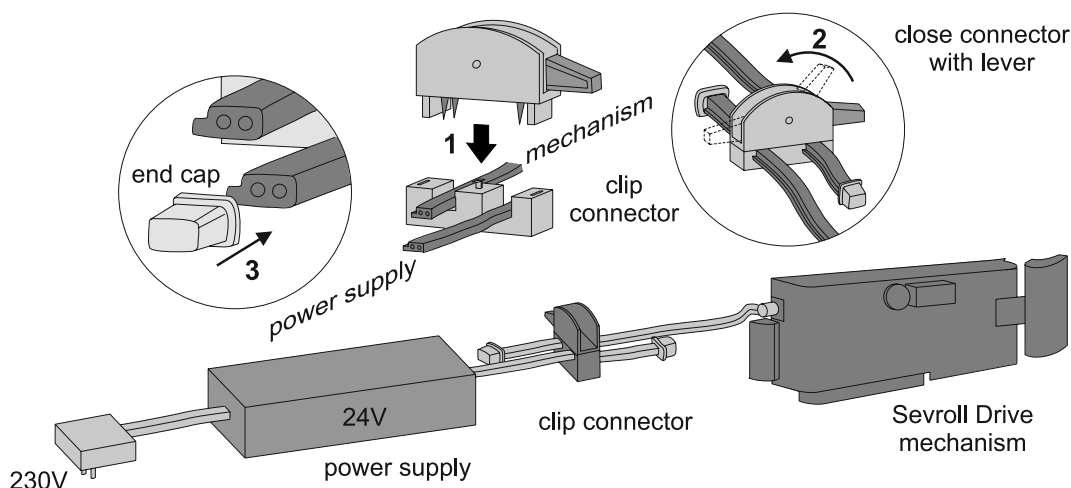


install mechanism in fastening plate



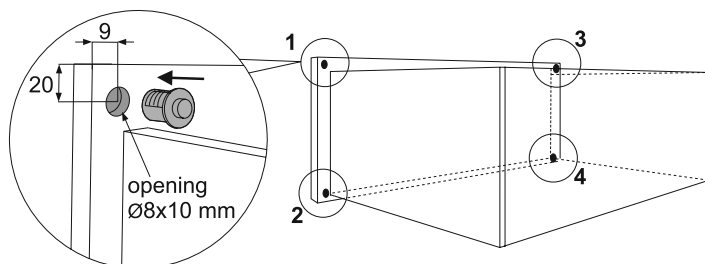
3 block installation arm

Connecting Sevrill Drive mechanism to power supply with help of clip connector

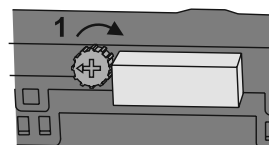


Install the power supply cable ends and mechanism in clip connector (1). Close clip connector using lever (2). Insert end caps onto the ends of cables (3). **Correctly installed unit can be connected to power supply.**

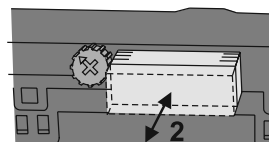
Installation of bumpers to the drawer front



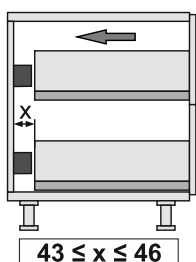
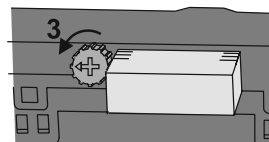
unblock push button



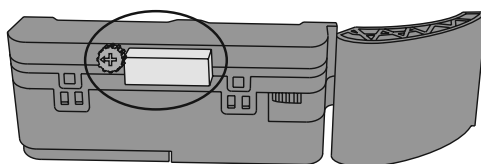
push out the push button



block push button




Regulation/Adjustment of push button protrusion which activates Sevrill Drive mechanism



Attention! Should the activating push button be pressed more than 10 times within 1 minute, the mechanism will block itself for 1 minute.

1.18 TEMPLATES FOR DRAWERS

Universal adjustable drawer front template



CODE	COLOUR	COLLECTIVE PACKAGING	PRICED PER
06669	STEEL	1	item

i Template used to mark fronts, for PLATINIUM, V-BOX, SEVROLLBOX SLIM 3D and SEVROLLBOX SLIM

PLATINIUM and V-BOX drawer template for slides



CODE	COLOUR	COLLECTIVE PACKAGING	PRICED PER
06738	STEEL	1	item

i Template used to mark drilling positions of slides for PLATINIUM and V-BOX

Large template Sevvrollbox Slim and Slim 3D for slides



CODE	COLOUR	COLLECTIVE PACKAGING	PRICED PER
06069	STEEL	1	item

i Template used to plan the most popular combinations of drawers for SEVROLLBOX SLIM 3D and SEVROLLBOX SLIM

Sevvrollbox Slim 3D drawer front template



CODE	COLOUR	COLLECTIVE PACKAGING	PRICED PER
06064	STEEL	1	item

i Template used to mark fronts, only for SEVROLLBOX SLIM 3D drawers


Sevvrollbox Slim 3D drawer template for slides



CODE	COLOUR	COLLECTIVE PACKAGING	PRICED PER
06084	STEEL	1	item

i Template used to mark fronts, for SEVROLLBOX SLIM 3D drawers

SEVROLLBOX SLIM II drawer front template



CODE	COLOUR	COLLECTIVE PACKAGING	PRICED PER
05338	STEEL	1	item

i Template used to mark fronts, for SEVROLLBOX SLIM drawers

SEVROLLBOX SLIM II template for slides



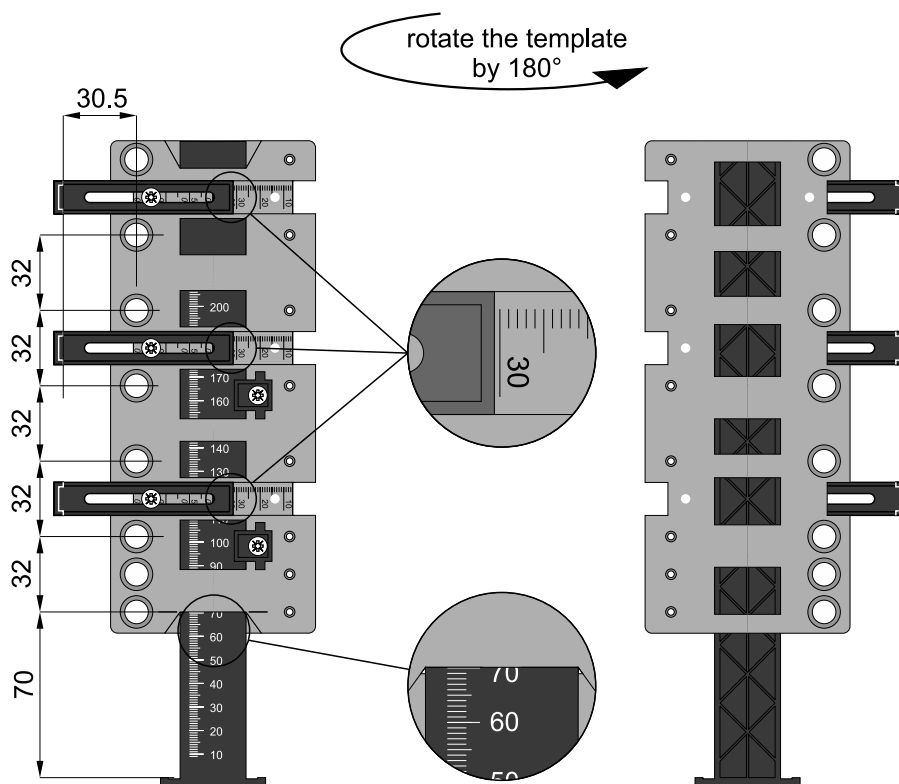
CODE	COLOUR	COLLECTIVE PACKAGING	PRICED PER
05337	STEEL	1	item

i Template used to mark drilling positions of slides for SEVROLLBOX SLIM drawers

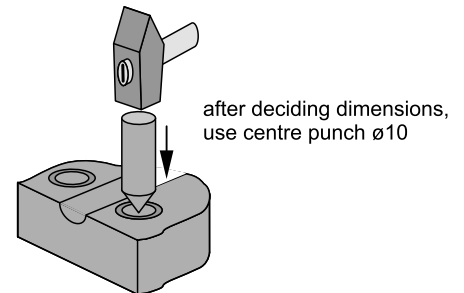
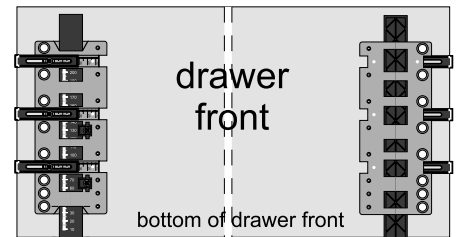
1.18 UNIVERSAL ADJUSTABLE DRAWER FRONT TEMPLATE

PLATINIUM - 18 4D SLIM

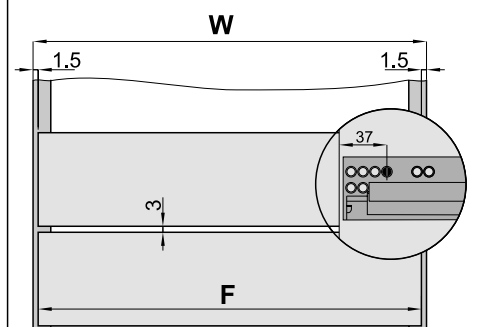
Overlay drawer fronts



Positioning of holes for drawer front mounts in the **bottom** drawer



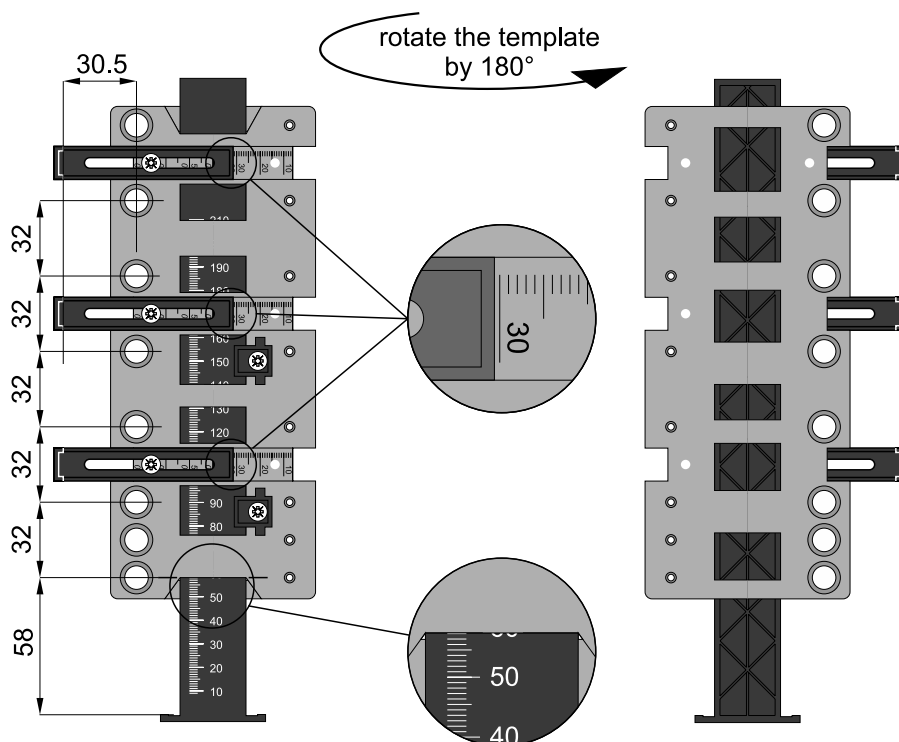
Overlay drawer front width



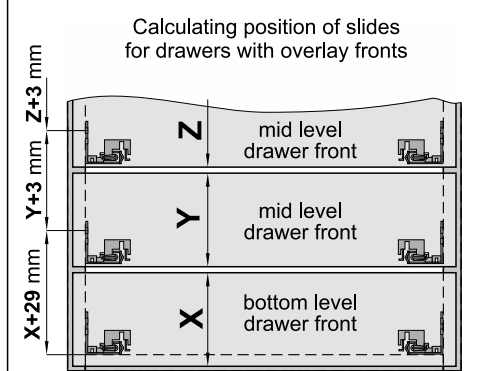
W - internal carcass width

F - drawer front width

$$F = W - 3 \text{ mm}$$

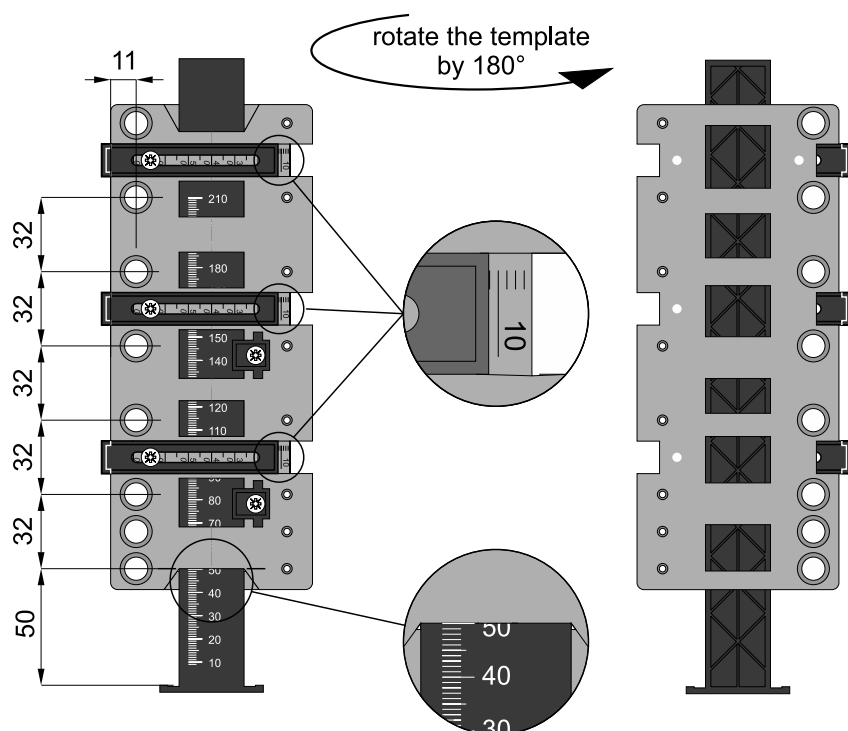
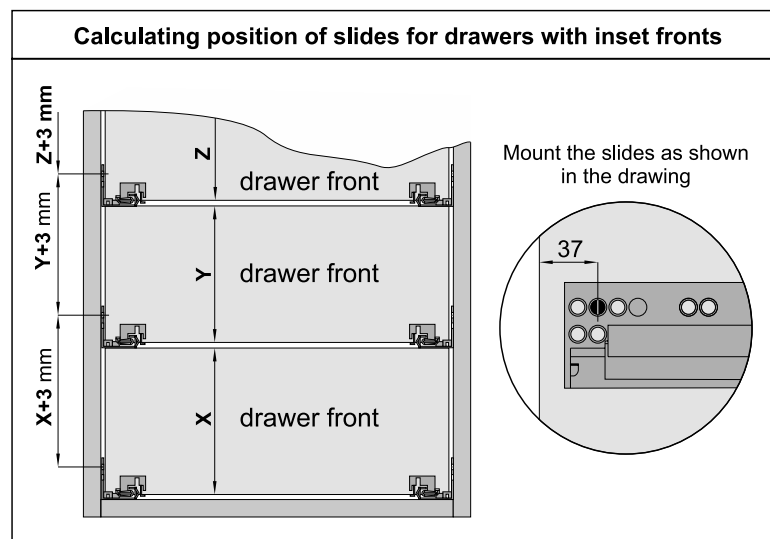
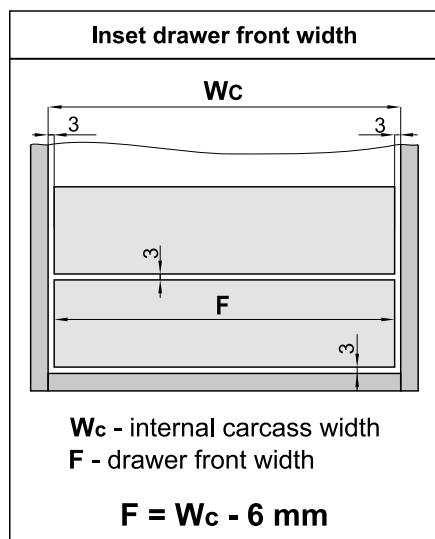


Positioning of holes for drawer front mounts in the **mid level** drawers

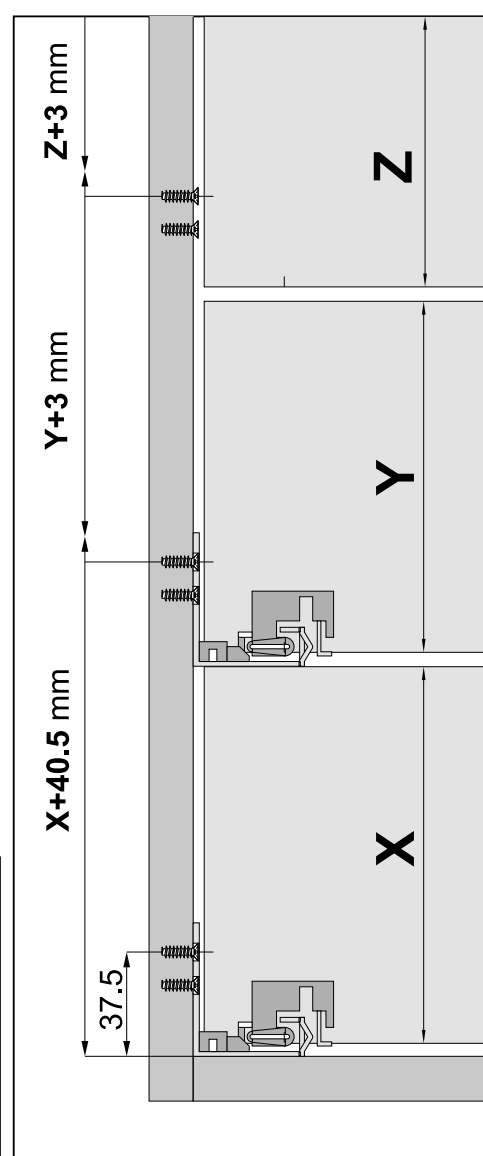


PLATINIUM - 18 4D SLIM

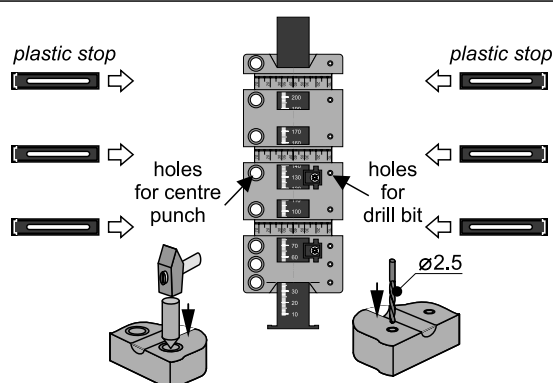
Inset drawer fronts



Positioning of holes for drawer front mount with inset drawer fronts



ATTENTION! Holes can be marked with centre punch or drill bit. Depending on the method, the plastic stop should be inserted into the template on the relevant side (LEFT - for holes made with centre punch, RIGHT - for holes made with drill bit).



drawer front

bottom of drawer front

after deciding dimensions,
use centre punch $\varnothing 10$

Technical drawing of a rectangular frame. The overall width is labeled **W** and the overall height is labeled **F**. The side rails have a width of 1.5. The central panel has a height of 3. A circular inset shows a detail of the corner joint, with a dimension of 37.

F = W - 3 mm

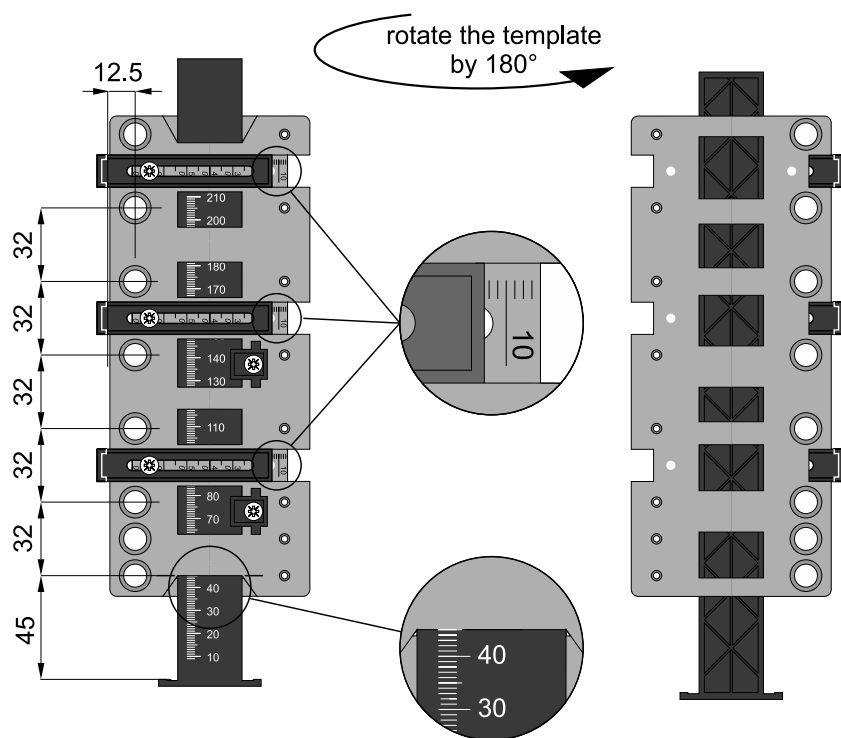
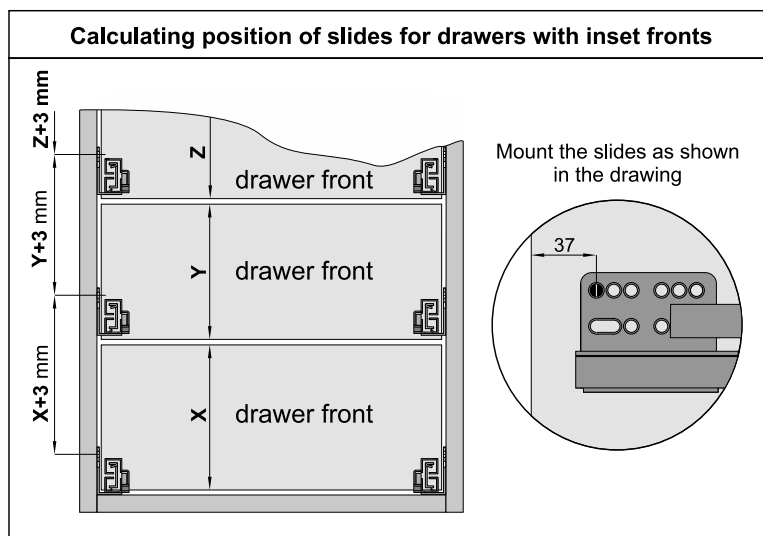
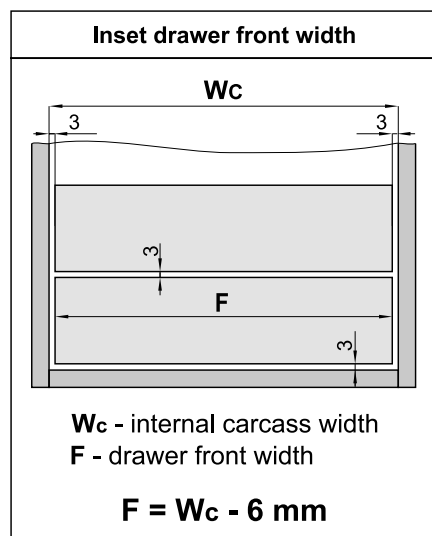
Calculating position of slides for drawers with overlay fronts

Diagram illustrating the calculation of slide positions for drawers with overlay fronts. The diagram shows three levels of drawer fronts, each with a corresponding slide position marked by a vertical line and a dimension:

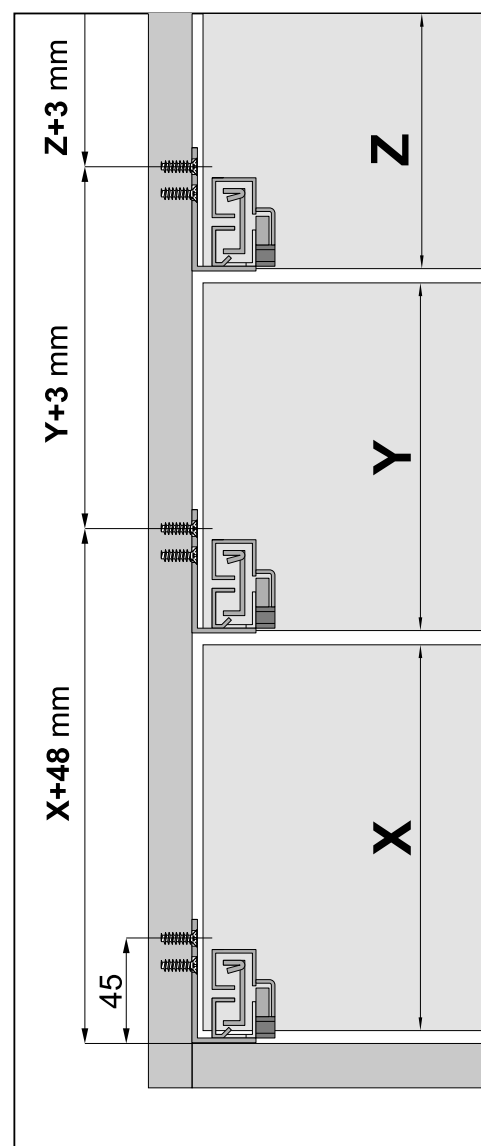
- Top Level:** mid level drawer front (Z). The dimension is Z + 3 mm.
- Middle Level:** mid level drawer front (Y). The dimension is Y + 3 mm.
- Bottom Level:** bottom level drawer front (X). The dimension is X + 35 mm.

V-BOX 3D SLIM

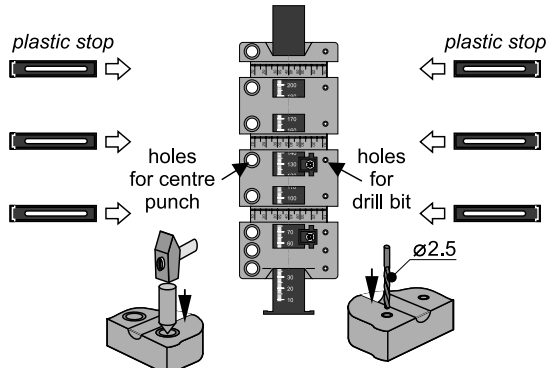
Inset drawer fronts



Positioning of holes for drawer front mount with inset drawer fronts



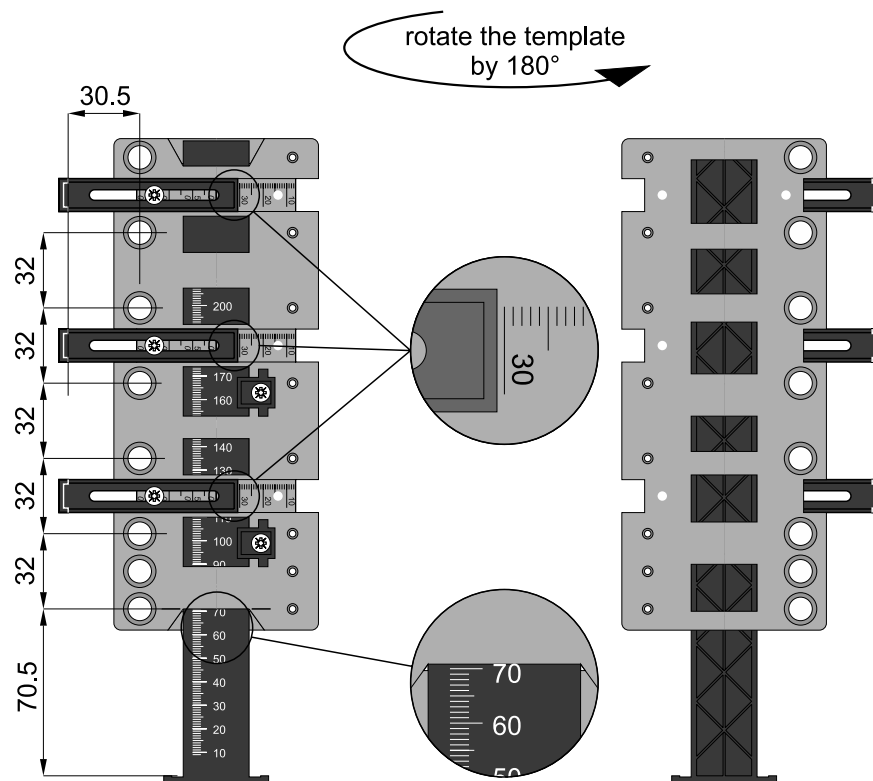
ATTENTION! Holes can be marked with centre punch or drill bit. Depending on the method, the plastic stop should be inserted into the template on the relevant side (LEFT - for holes made with centre punch, RIGHT - for holes made with drill bit).



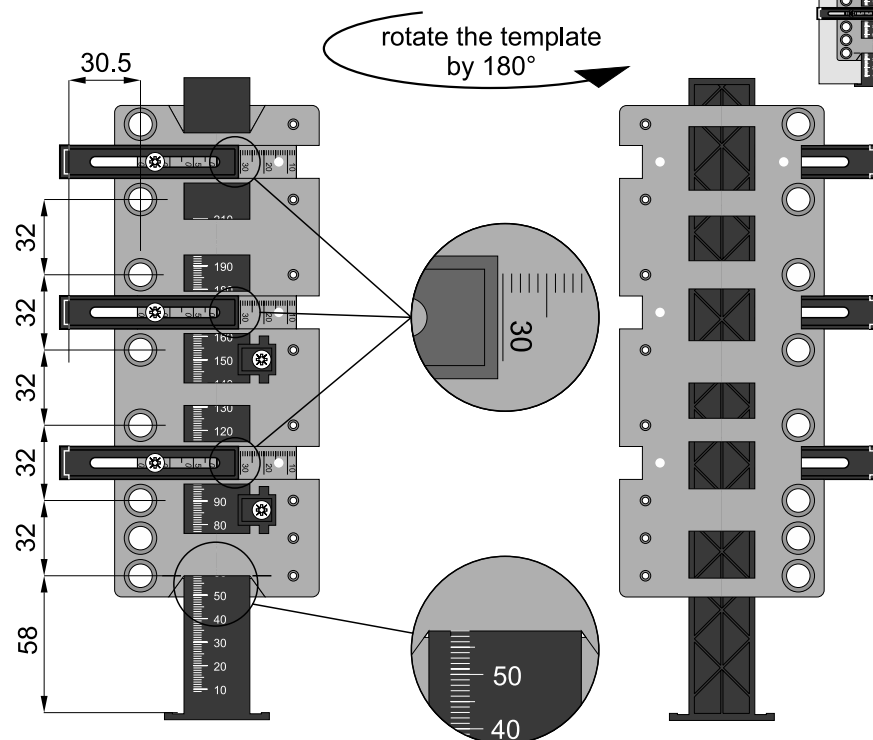
1.18 UNIVERSAL ADJUSTABLE DRAWER FRONT TEMPLATE

SEVROLLBOX SLIM 3D

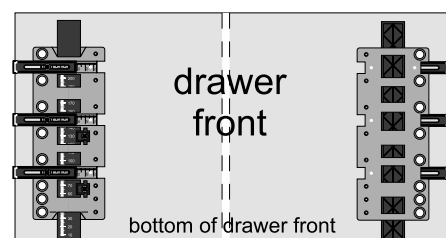
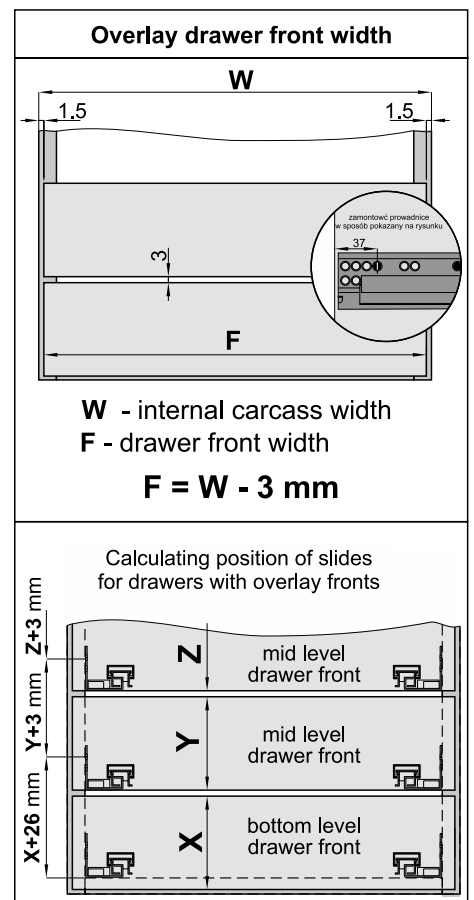
Overlay drawer fronts



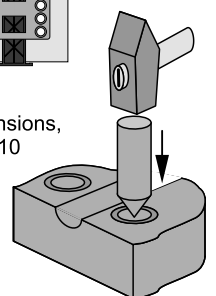
Positioning of holes for drawer front mounts in the **bottom** drawer



Positioning of holes for drawer front mounts in the **mid level** drawers

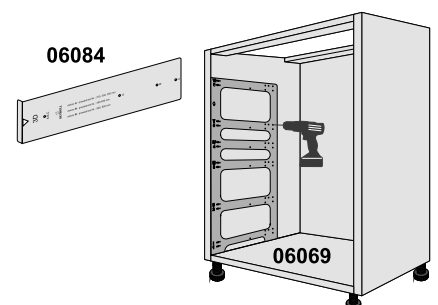


after deciding dimensions, use centre punch $\varnothing 10$



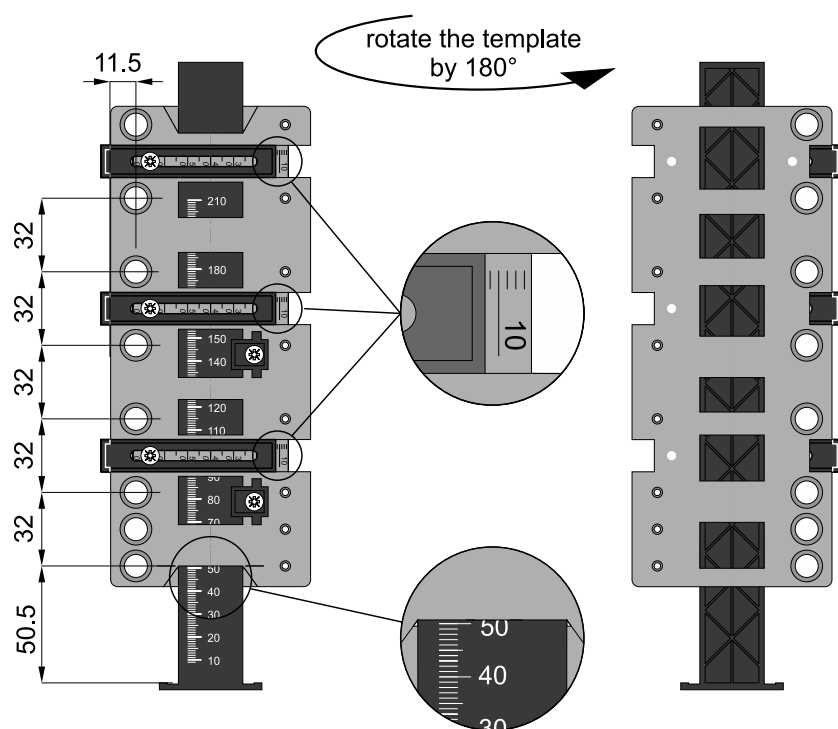
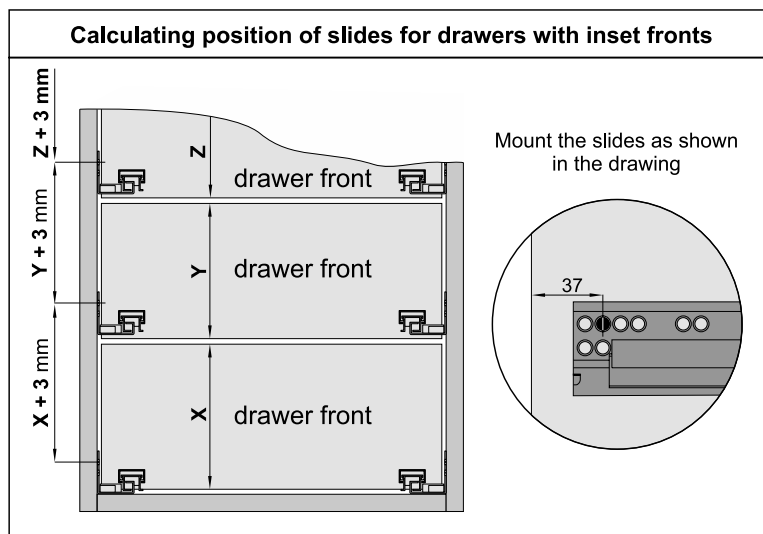
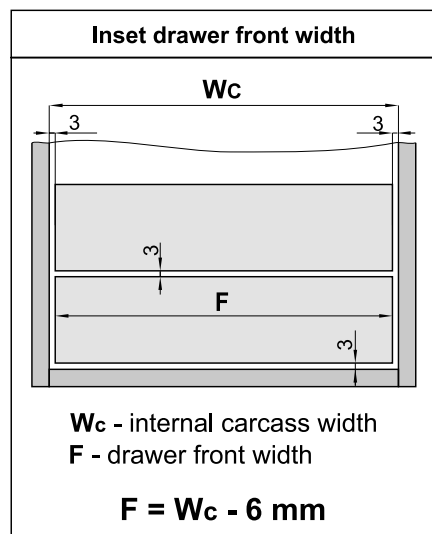
Important information:

Sevroll's offer also includes templates: **Sevrollbox Slim 3D for slides (index: 06084)**, and **Universal template for drawers Sevrollbox Slim and Slim 3D (index: 06069)** they are designed for easy and precise marking of holes for slide mounting

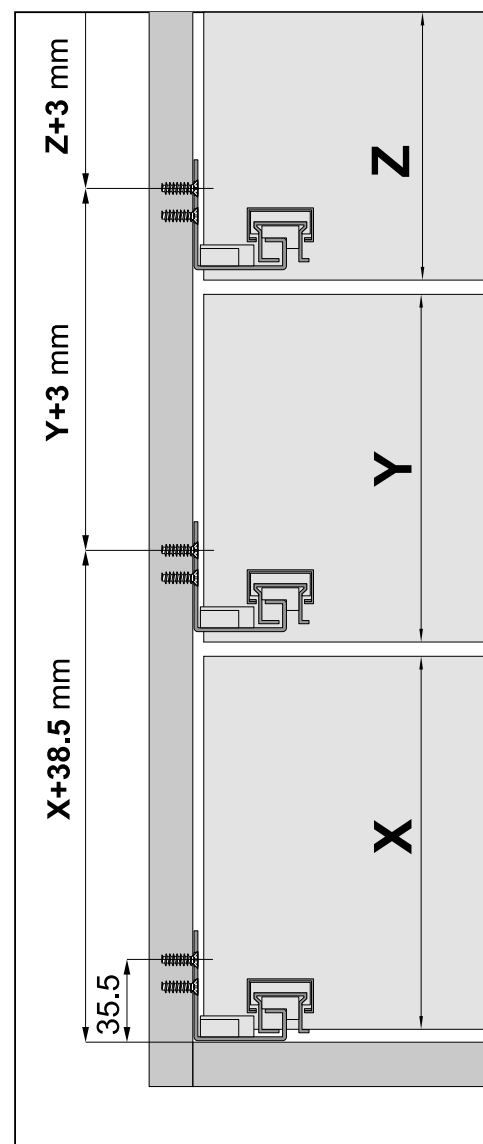


SEVROLLBOX SLIM 3D

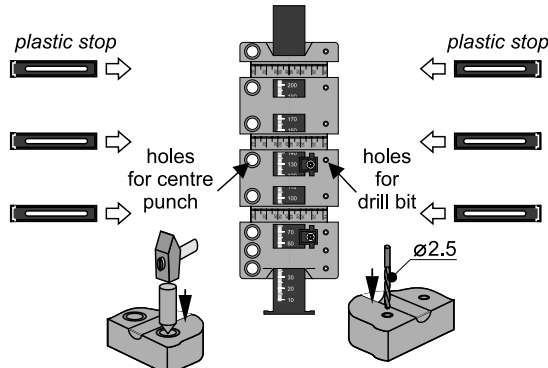
Inset drawer fronts



Positioning of holes for drawer front mount with inset drawer fronts



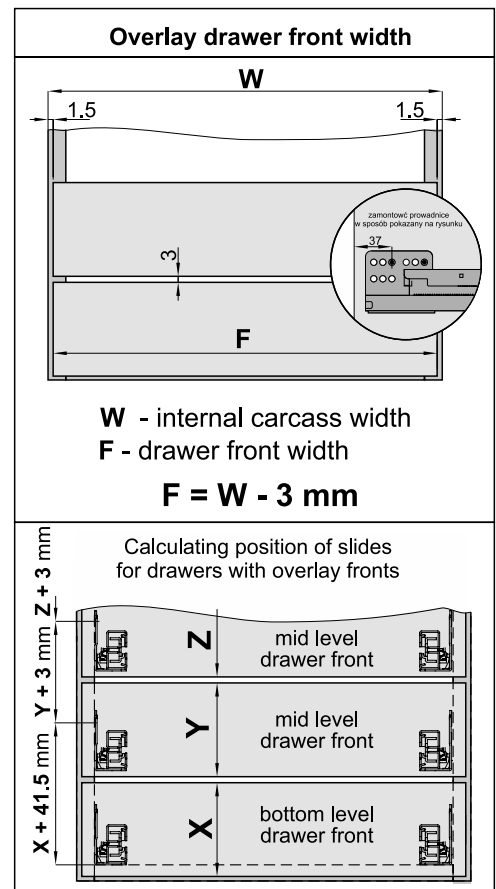
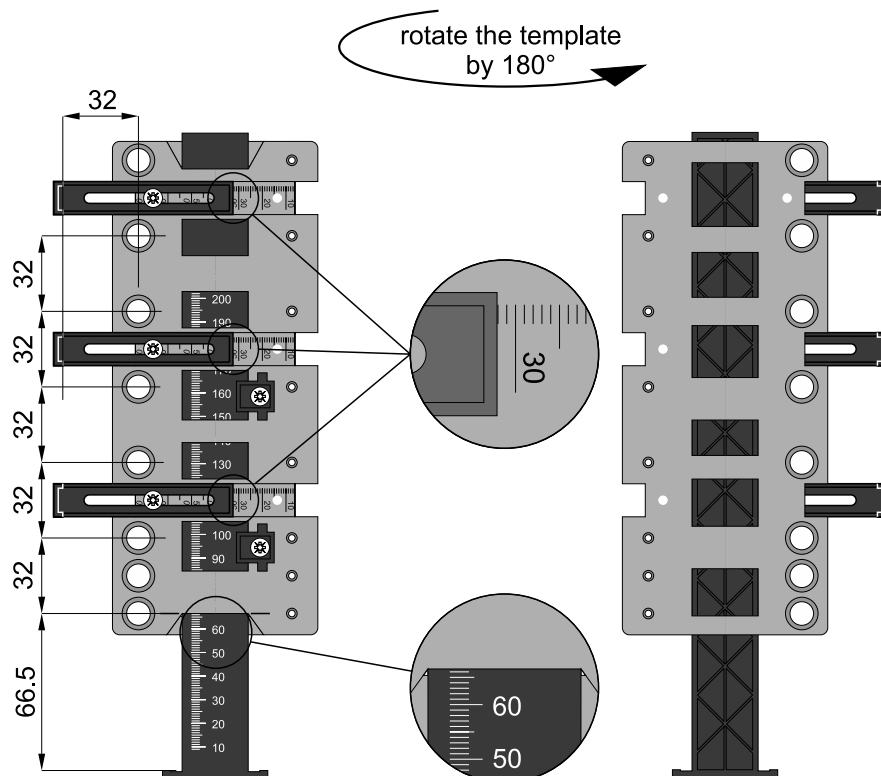
ATTENTION! Holes can be marked with centre punch or drill bit. Depending on the method, the plastic stop should be inserted into the template on the relevant side (LEFT - for holes made with centre punch, RIGHT - for holes made with drill bit).



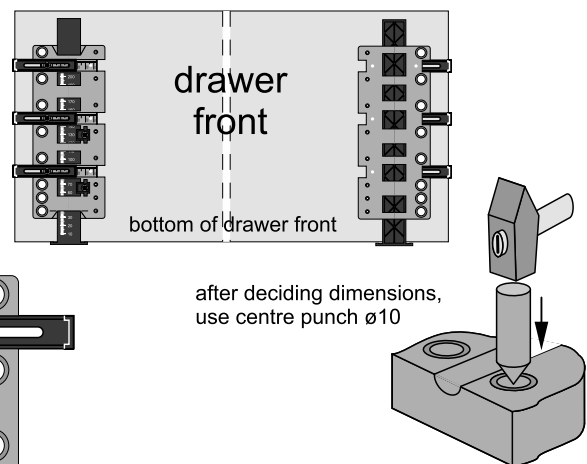
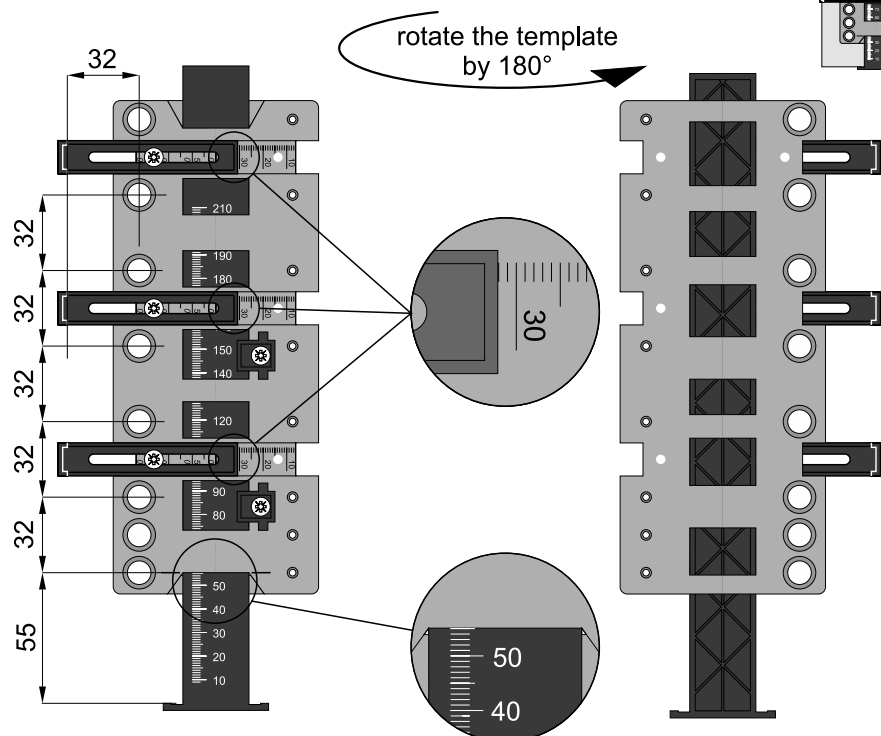
1.18 UNIVERSAL ADJUSTABLE DRAWER FRONT TEMPLATE

SEVROLLBOX SLIM

Overlay drawer fronts

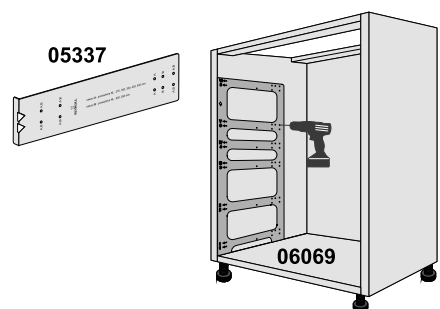


Positioning of holes for drawer front mounts in the **bottom** drawer



Important information:

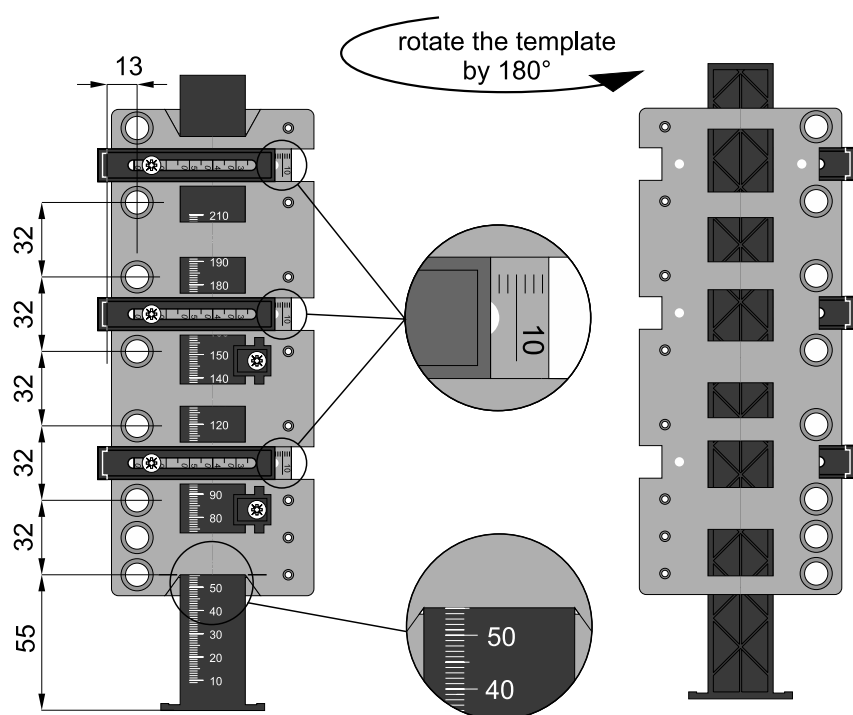
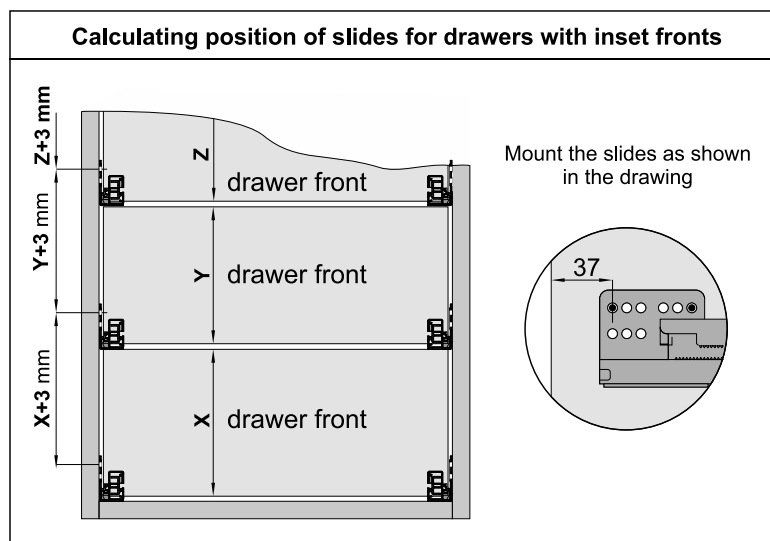
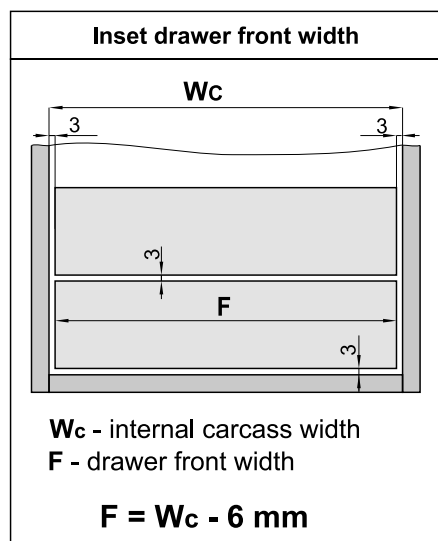
Sevroll's offer also includes templates:
Sevrollbox Slim for slides (index: 05337),
and **Universal template for drawers Sevrollbox Slim and Slim 3D (index: 06069)**
they are designed for easy and precise marking of holes for slide mounting



Positioning of holes for drawer front mounts in the **mid level** drawers

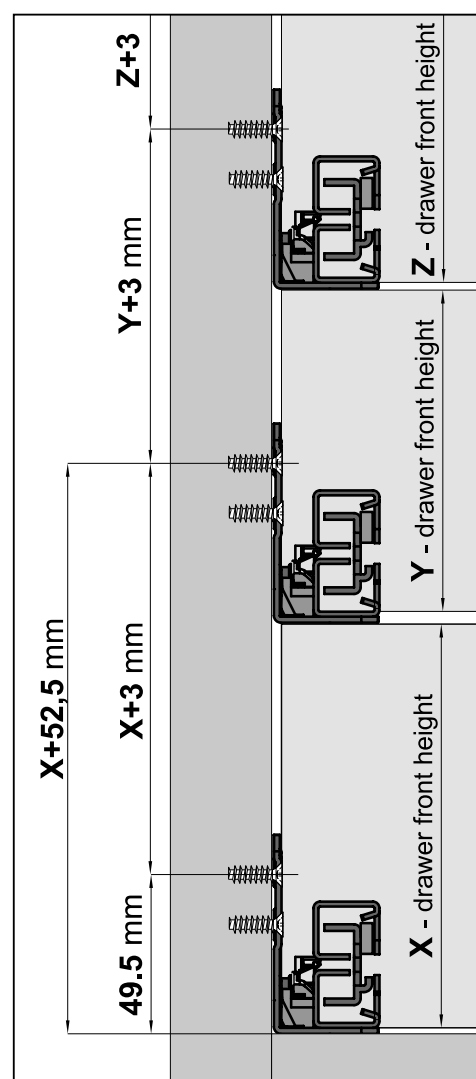
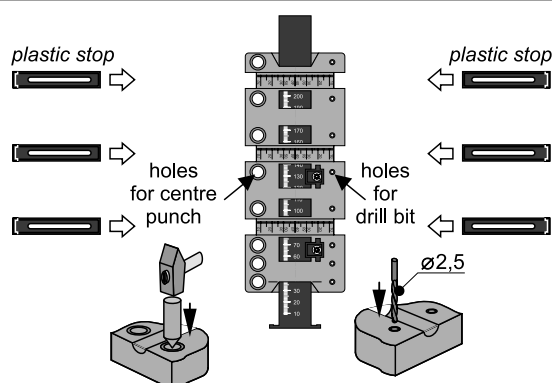
SEVROLLBOX SLIM

Inset drawer fronts

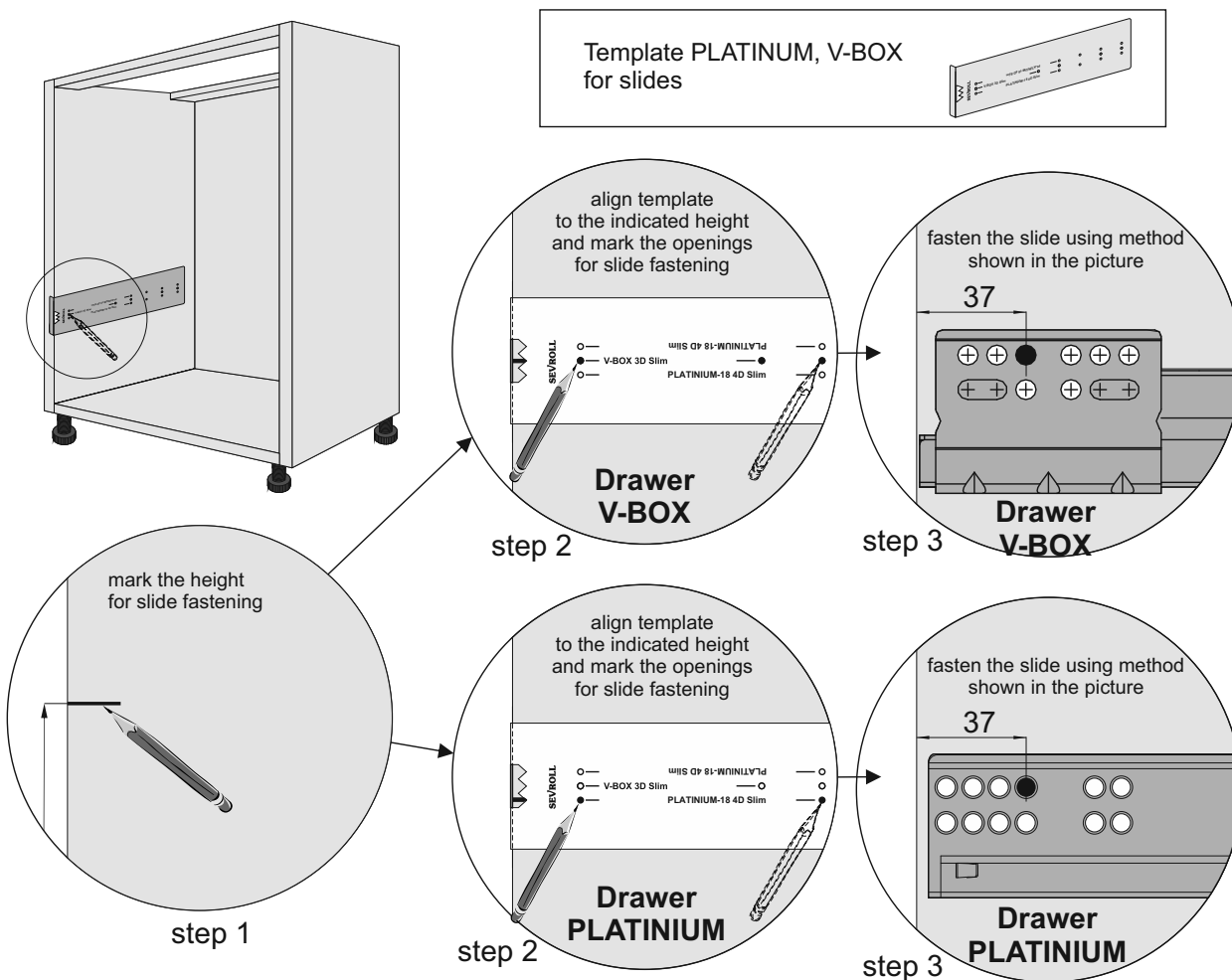


Positioning of holes for drawer front mount with inset drawer fronts

ATTENTION! Holes can be marked with centre punch or drill bit. Depending on the method, the plastic stop should be inserted into the template on the relevant side (LEFT - for holes made with centre punch, RIGHT - for holes made with drill bit).

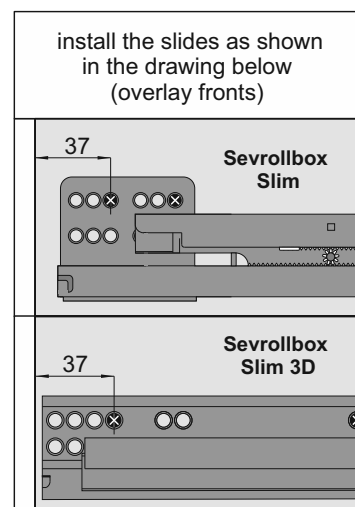
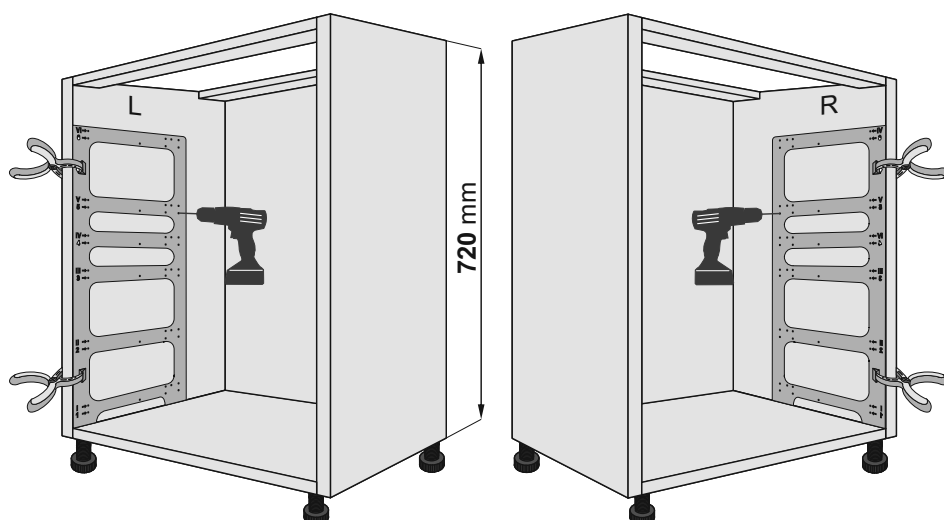


PLATINIUM AND V-BOX DRAWER TEMPLATE FOR SLIDES



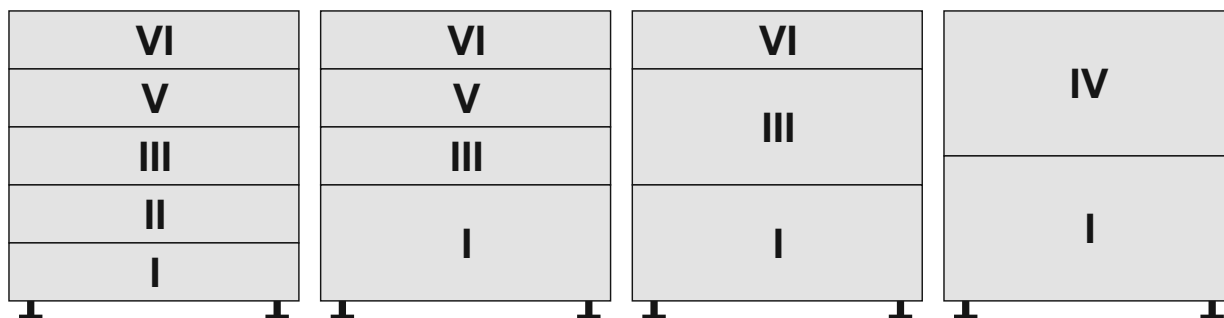
Drawer V-BOX	Drawer PLATINIUM
<p>Attention! Dimensions for positioning of V-Box 3D Slim slides in standard furniture carcasses h=720 mm are available on the next page.</p>	

SEVROLLBOX SLIM AND SLIM 3D FOR SLIDES

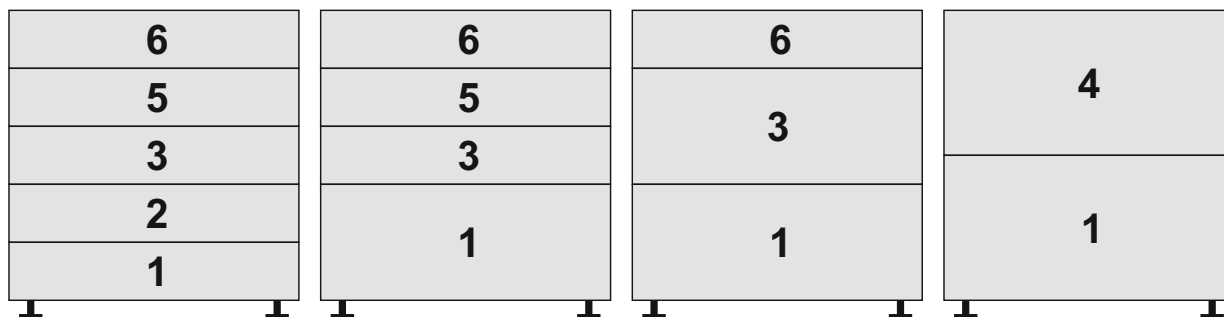


1. Template must be placed on the side of the frame as shown in the drawing (clamps can be used)
2. Depending on the position of the fronts, we drill holes for slide mounting in the suitable places on the template (drill $\varnothing 2.5$ mm)

Sevrollbox Slim drawers - use template holes in positions I-VI



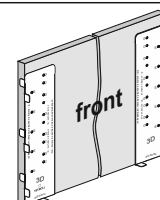
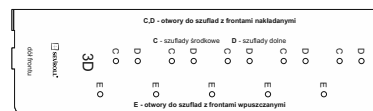
Sevrollbox Slim 3D drawers - use template holes in places 1-6

**Important information**

Sevroll's offer also includes the template:

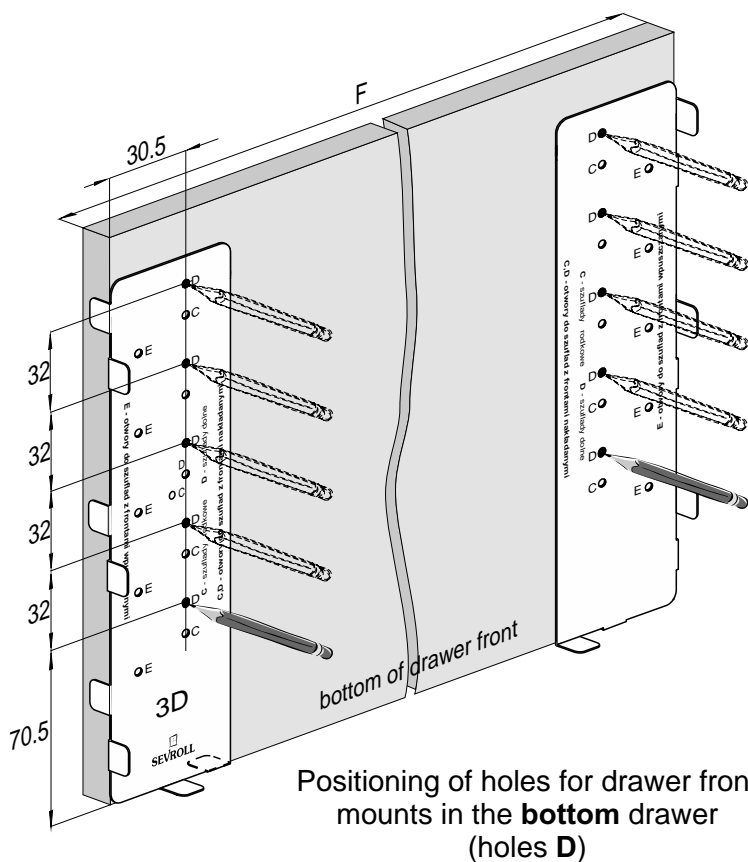
- Sevrollbox Slim for drawer fronts (Index: 05338)
- Sevrollbox Slim 3D for drawer fronts (Index: 06064)

This is used for marking the holes to mount drawer fronts to Sevrollbox Slim drawers.

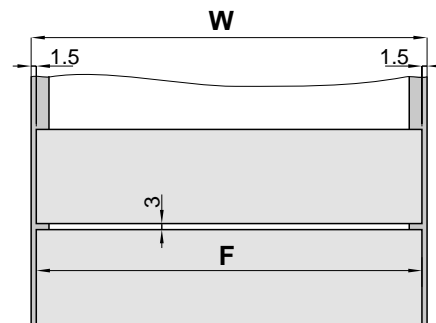


1.18 SEVROLLBOX SLIM 3D DRAWER FRONT TEMPLATE

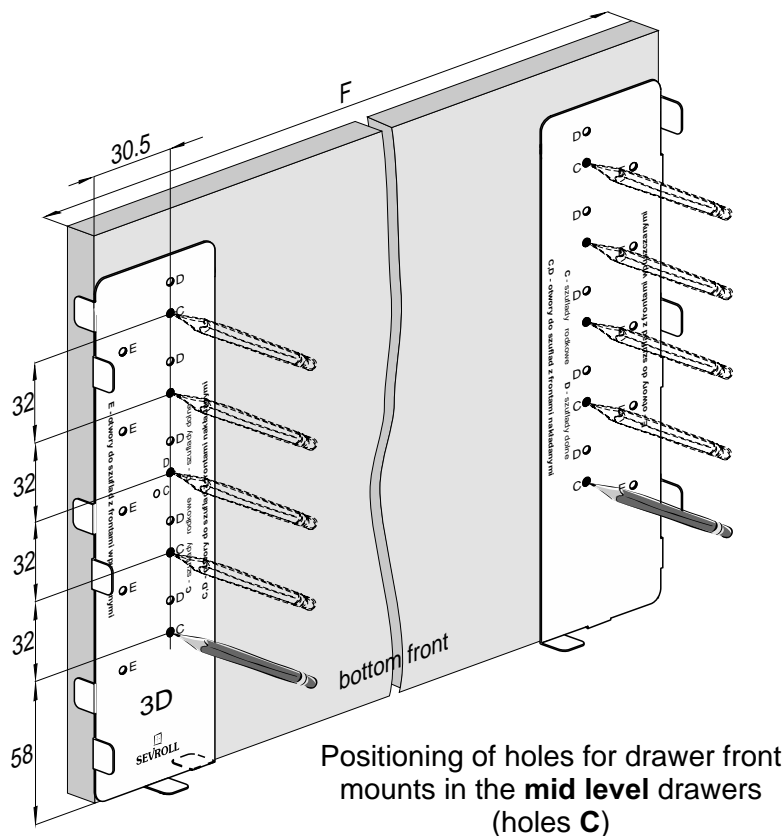
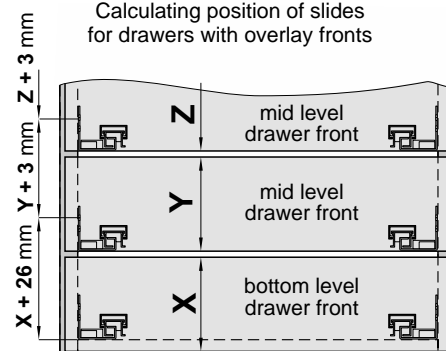
Overlay drawer fronts



Overlay drawer front width



Calculating position of slides for drawers with overlay fronts

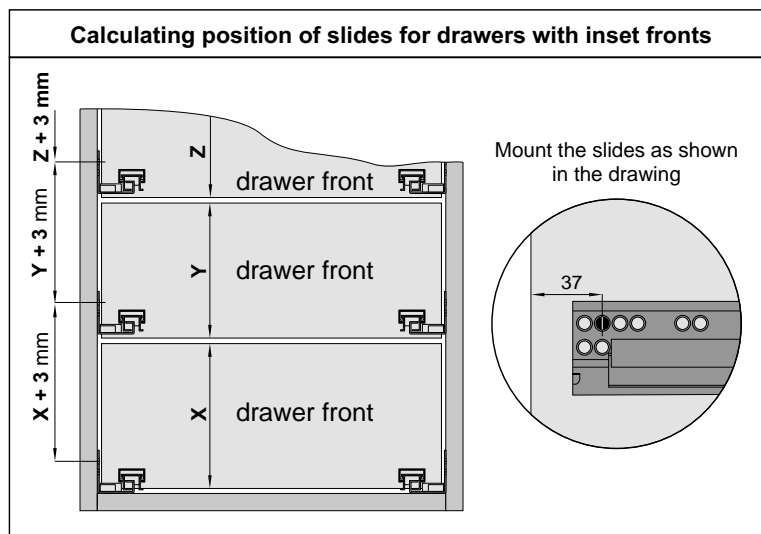
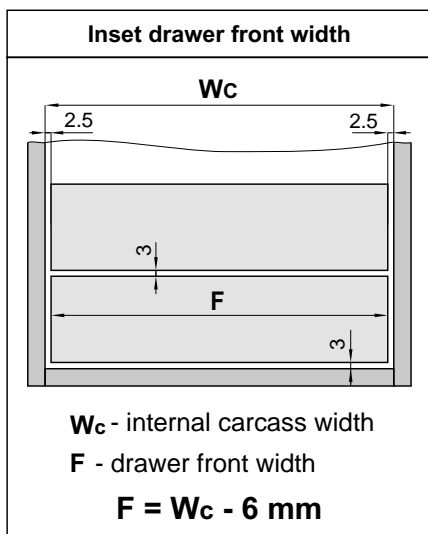


Important information:

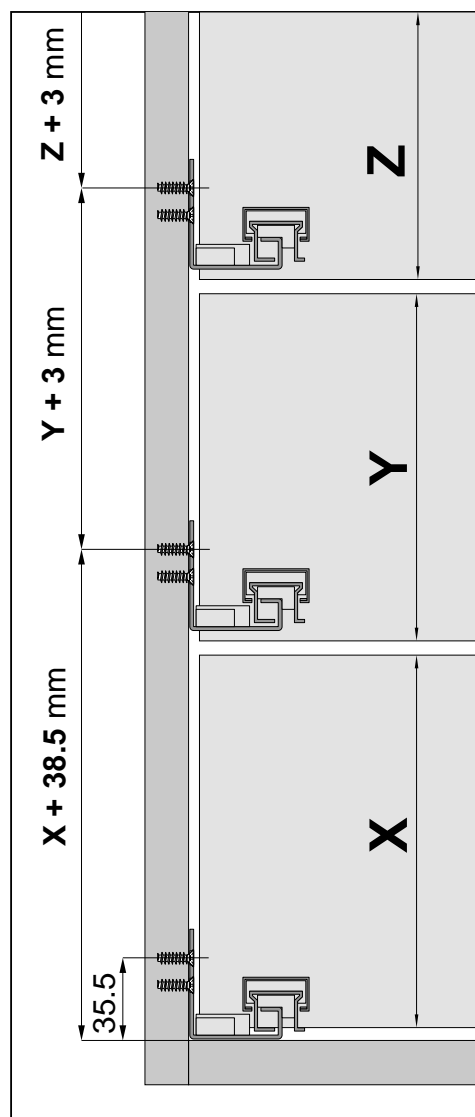
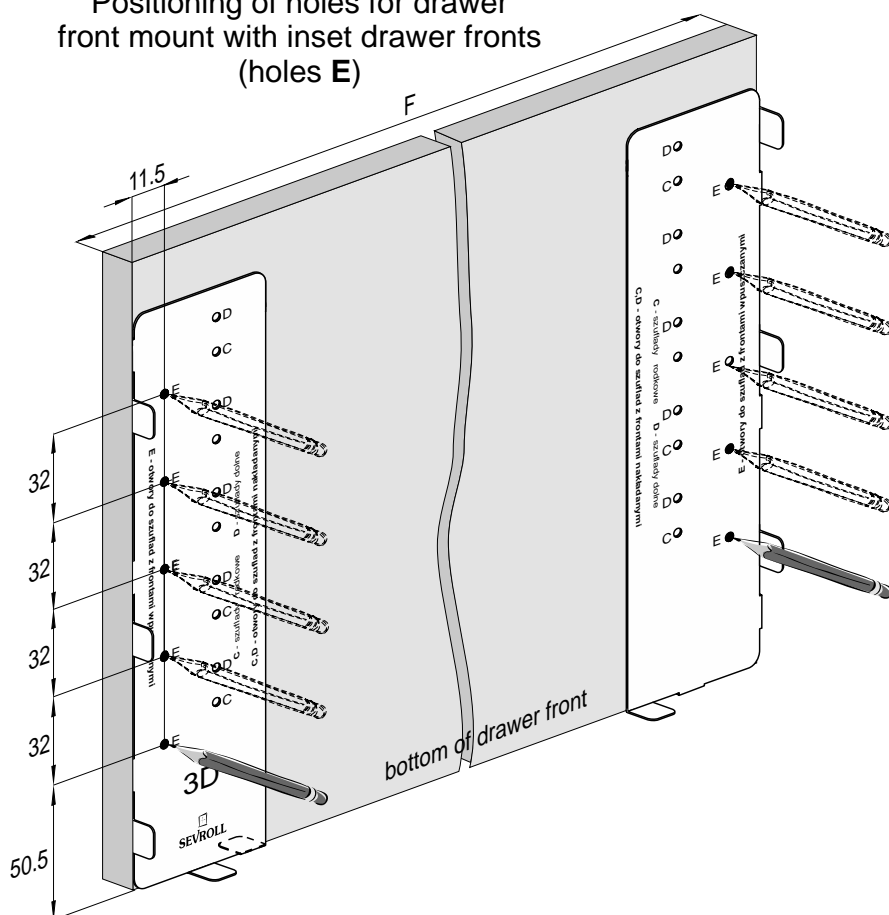
Sevroll's offer also includes templates:
Sevrollbox Slim 3D for slides (index: 06084),
 and **Universal template for drawers Sevrollbox Slim and Slim 3D (index: 06069)**
 they are designed for easy and precise marking of holes for slide mounting

06084

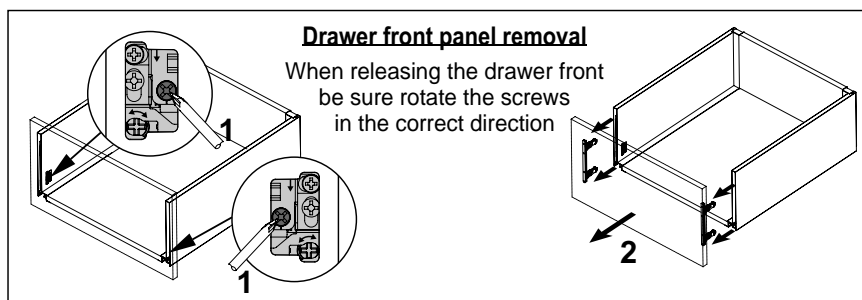


Inset drawer fronts

Positioning of holes for drawer front mount with inset drawer fronts (holes E)

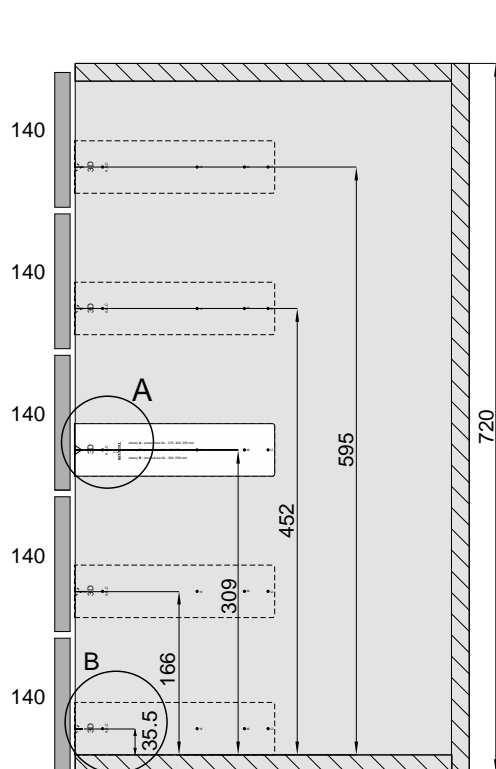
**Drawer front panel removal**

When releasing the drawer front be sure rotate the screws in the correct direction

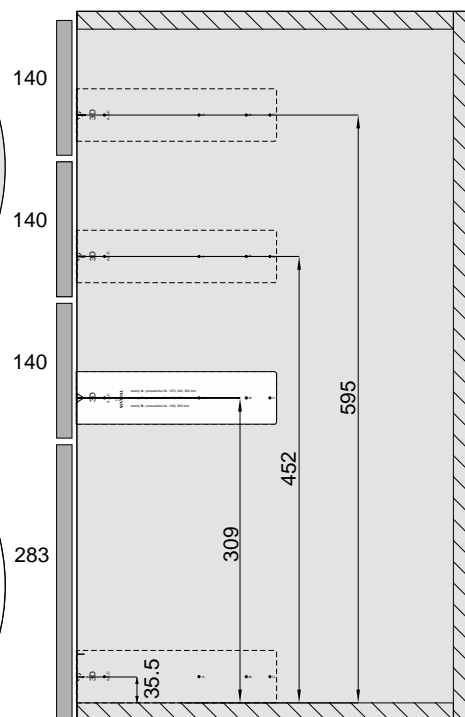
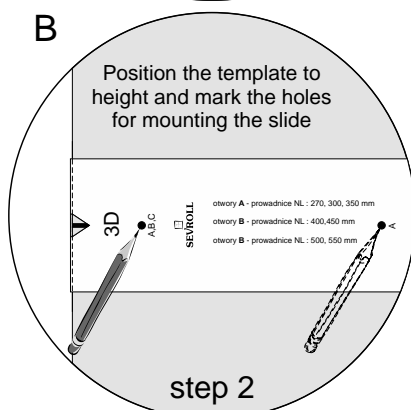
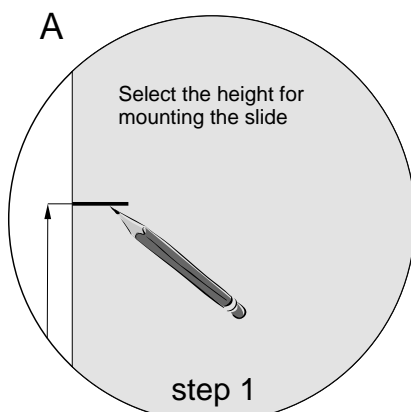


Marking holes for attaching the slides to Sevrollbox Slim 3D drawers
with **overlays** fronts

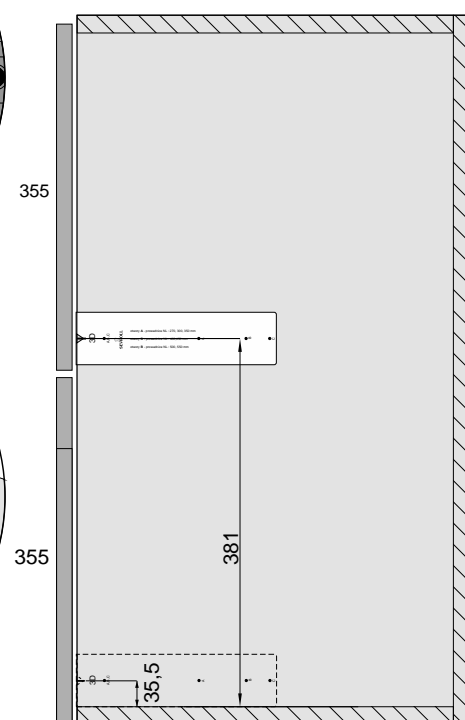
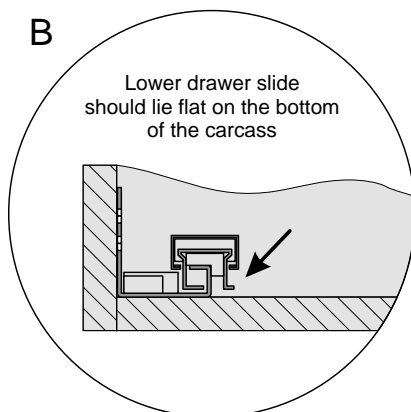
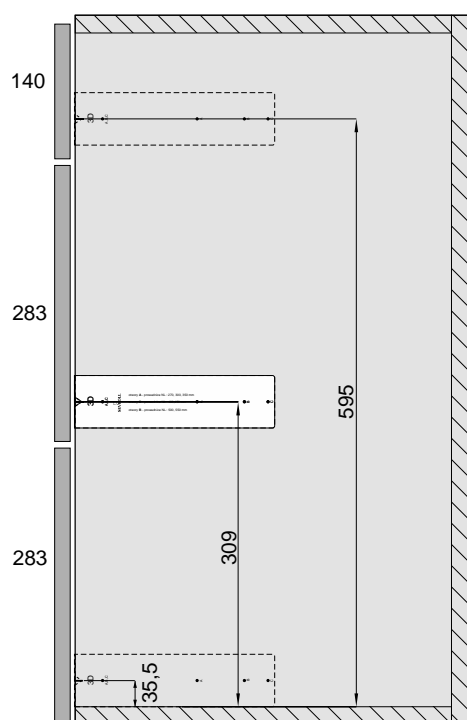
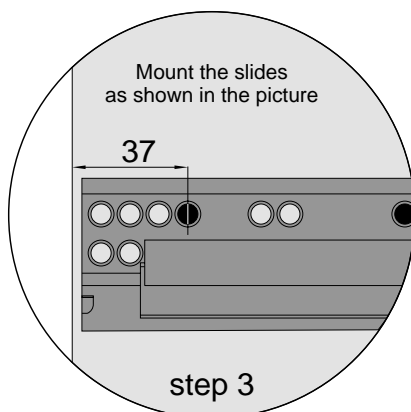
The height of Sevrollbox Slim 3D slides in furniture carcasses (height 720 mm)
- 4 variants



variant 1- x5

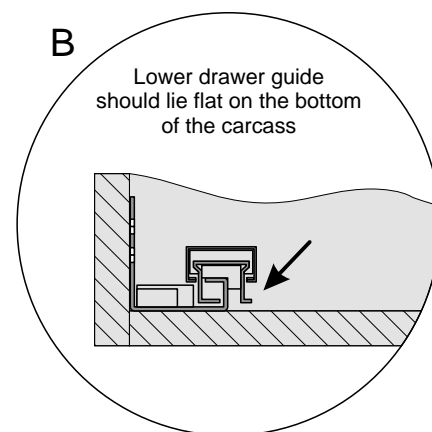
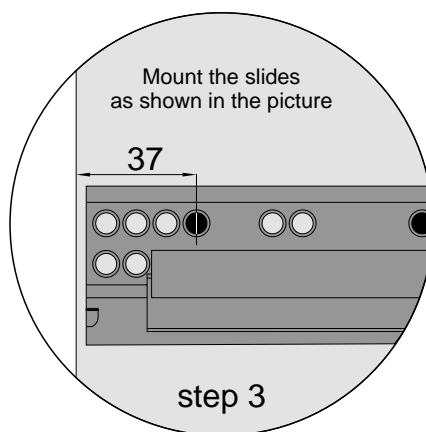
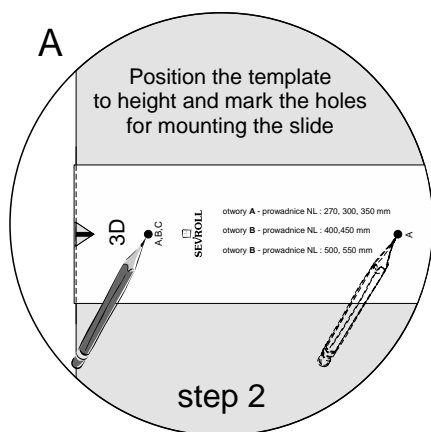
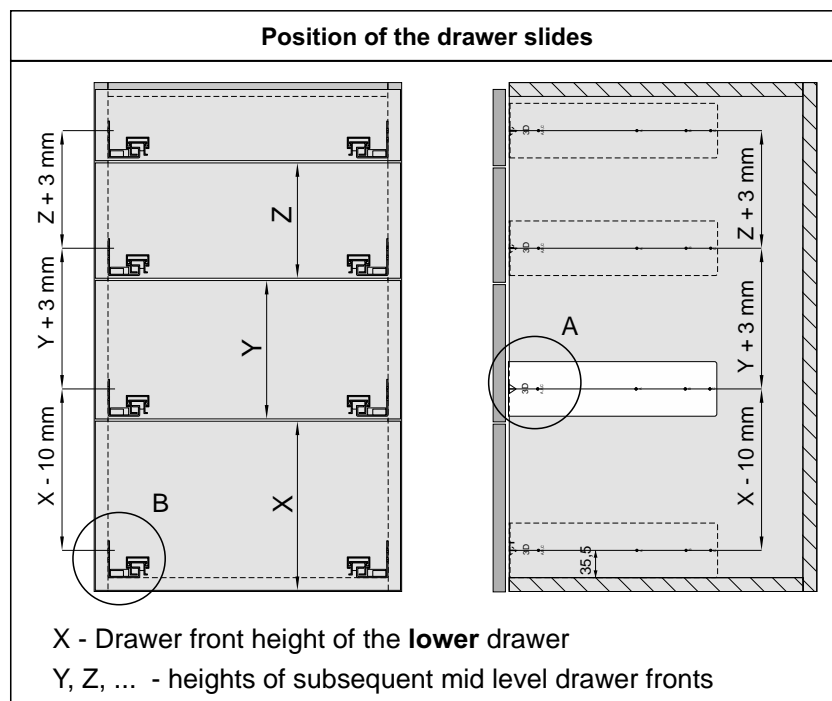
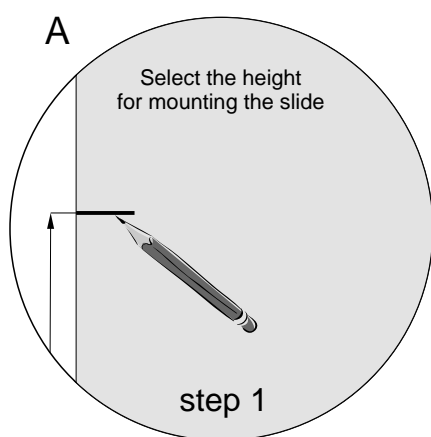


variant 2 - 3+1



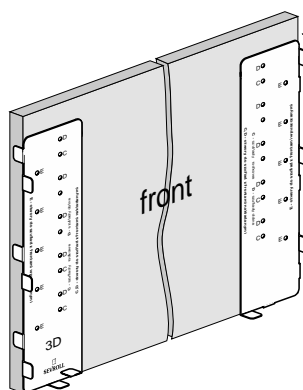
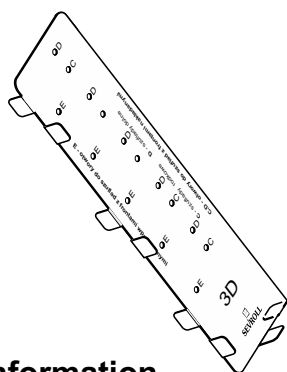
Marking holes for attaching the slides to Sevrrollbox Slim 3D drawers
with **overlays** fronts

Any height of carcass, quantity and drawer front height



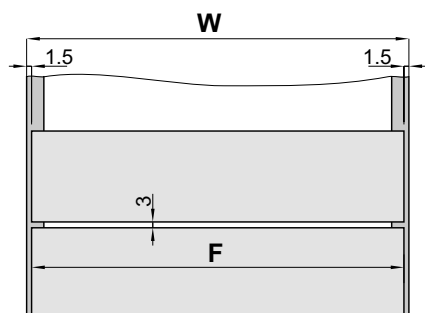
Important information

Sevroll's offer also includes the template Sevrrollbox Slim 3D for drawer fronts (**index: 06064**). This is used for marking the holes to mount drawer fronts to Sevrrollbox Slim 3D drawers.



1.18 SEVROLLBOX SLIM II DRAWER FRONT TEMPLATE

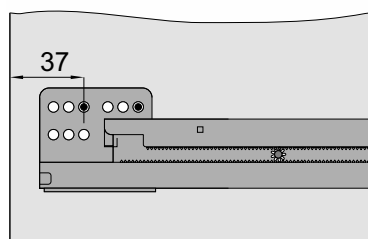
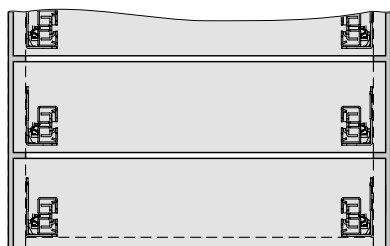
Overlay drawer front width



W - internal carcass width
F - drawer front width

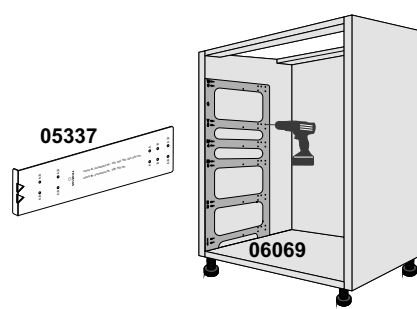
$$F = D - 3 \text{ mm}$$

Template **Sevrollbox Slim** for slides can be used to determine slide positions with overlay drawer fronts

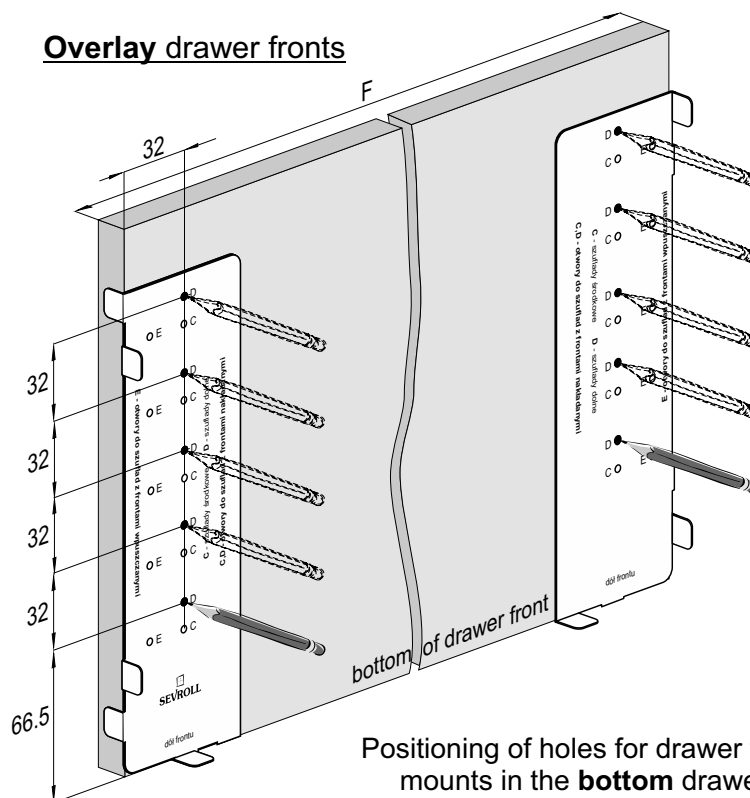


Important information

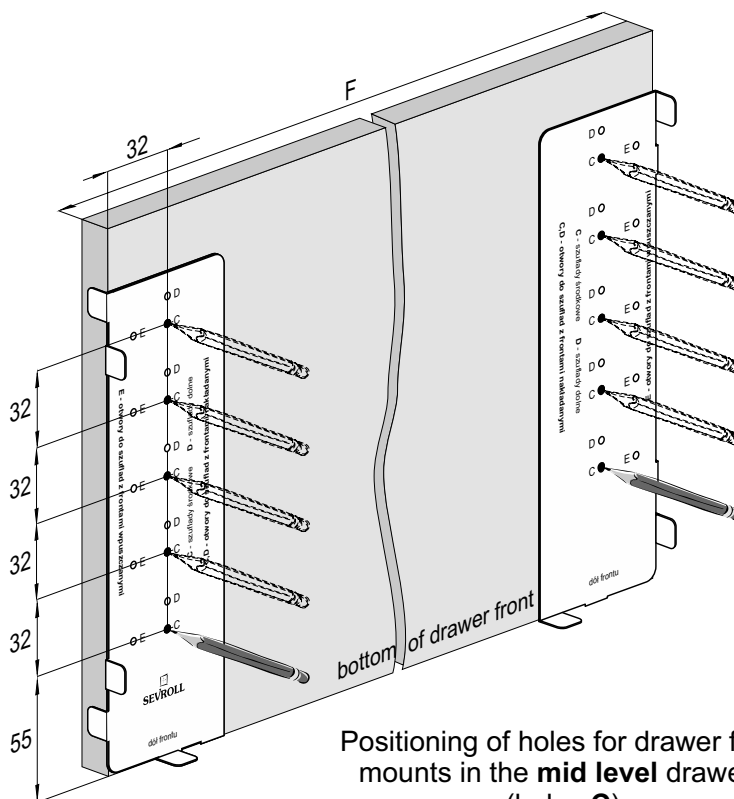
Sevroll offers the templates:
Sevrollbox Slim for slides (index: **05337**)
and **Universal template for drawers**
Sevrollbox Slim and Slim 3D (index: **06069**)
for determining the hole positioning for slides in Sevrollbox Slim drawers.



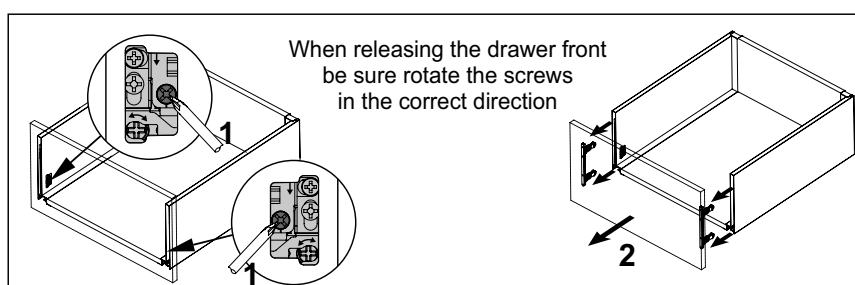
Overlay drawer fronts



Positioning of holes for drawer front mounts in the **bottom** drawer (holes **D**)

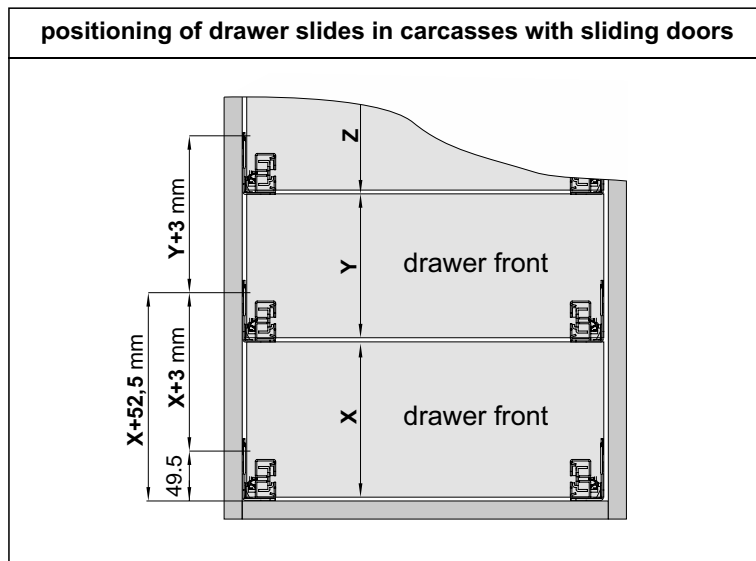
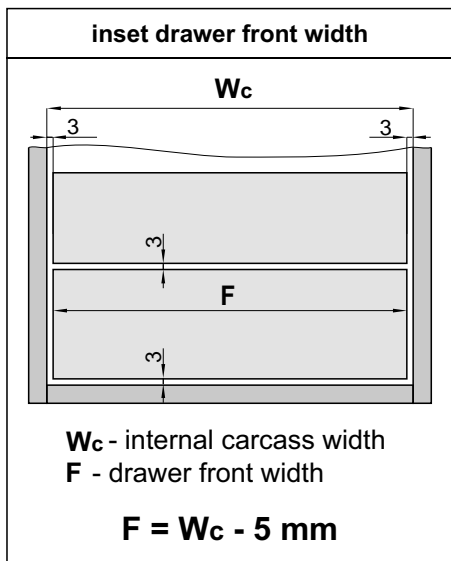


Positioning of holes for drawer front mounts in the **mid level** drawers (holes **C**)

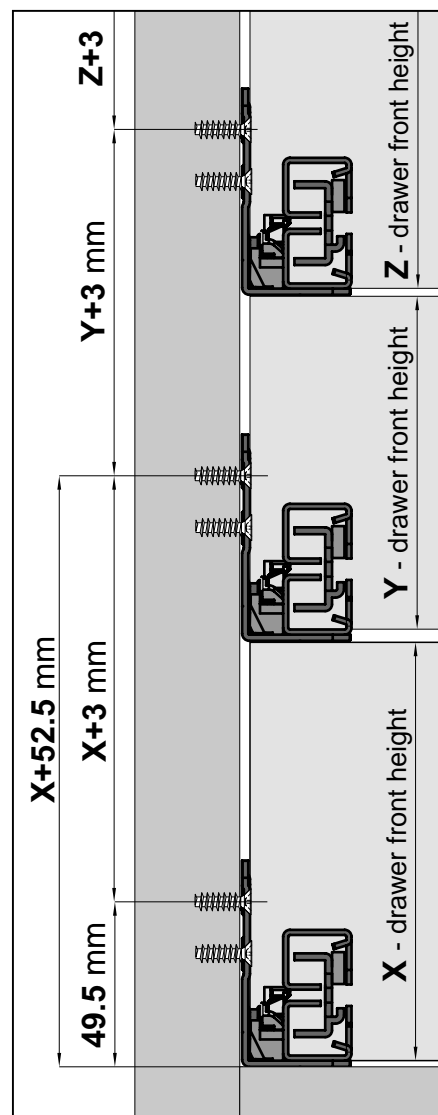
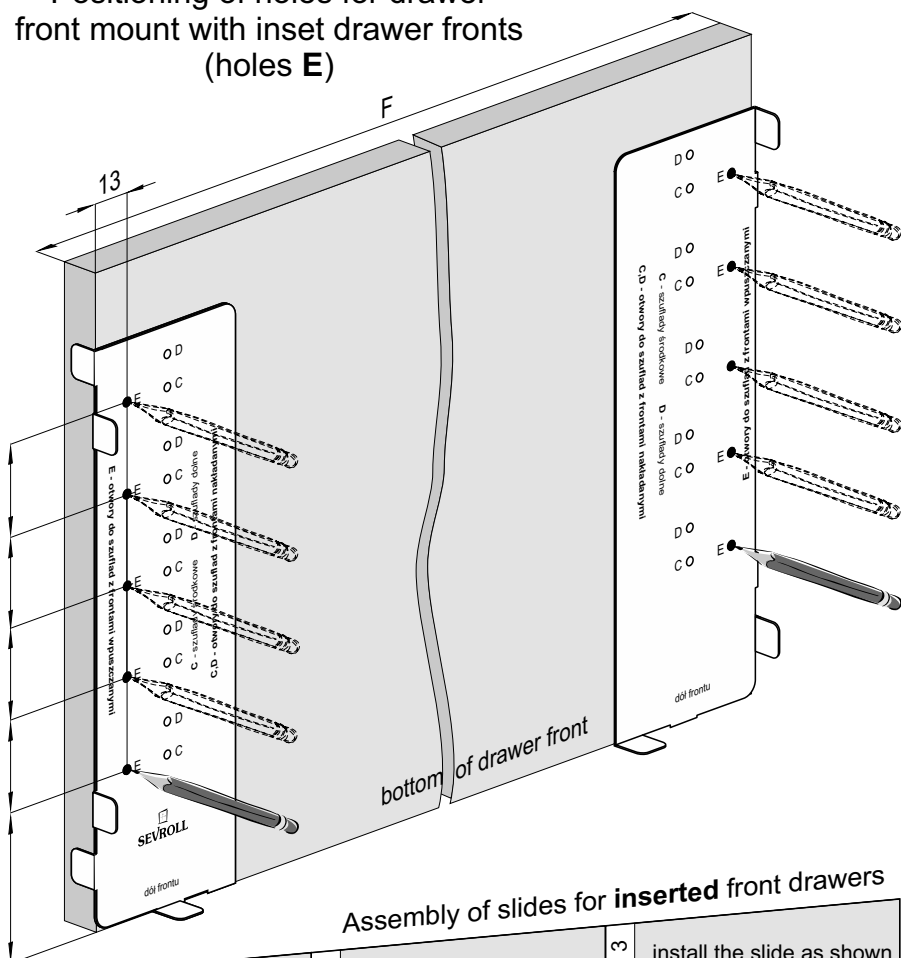


When releasing the drawer front be sure rotate the screws in the correct direction

Inset drawer fronts



Positioning of holes for drawer front mount with inset drawer fronts (holes **E**)



step 1 decide the height that the slide will be mounted

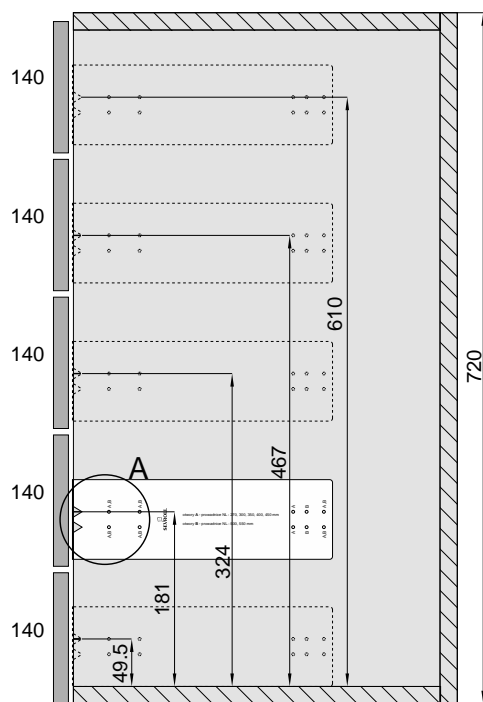
step 2 apply our template at the specified height and mark the holes

step 3 install the slide as shown in the drawing below

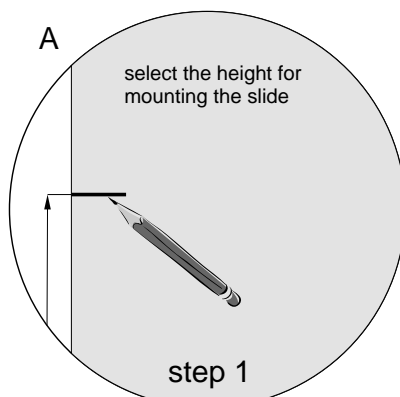
Technical drawing of a door handle assembly, showing a side view. A dimension line indicates a distance of 37 units from the left edge to the center of the handle mechanism.

Marking holes for attaching the slides to Sevrollbox Slim drawers
with **overlays** fronts

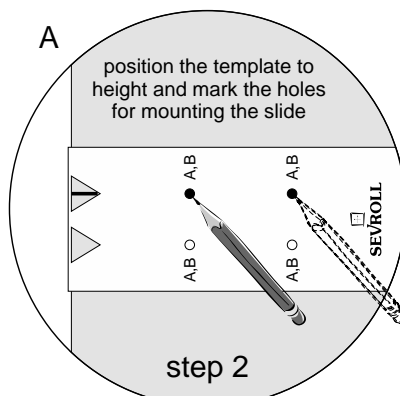
The height of Sevrollbox Slim slides in furniture carcasses (height 720 mm)
- 4 variants



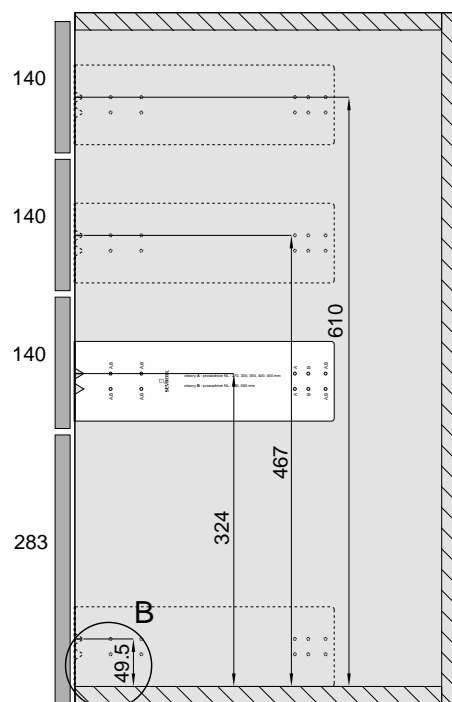
variant 1- x5



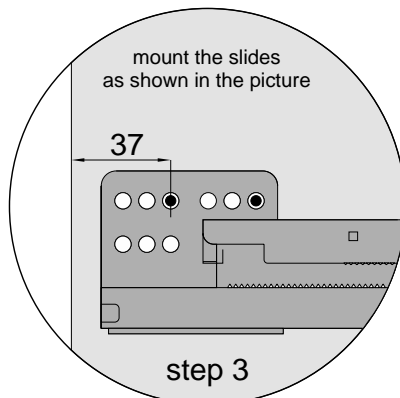
step 1



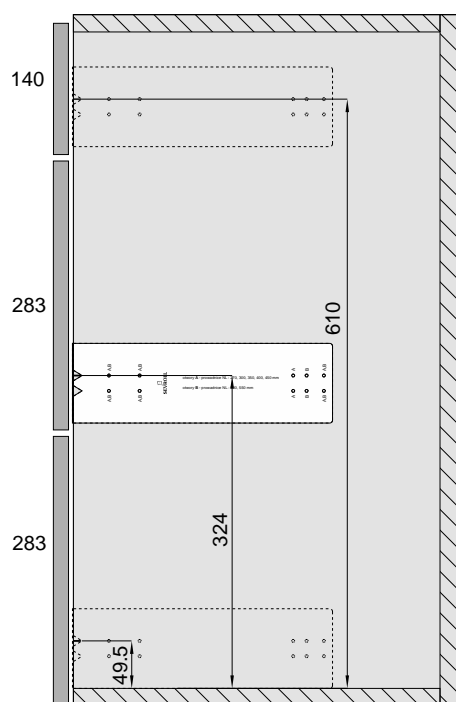
step 2



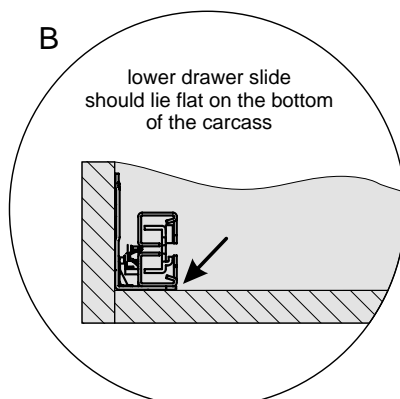
variant 2 - 3+1



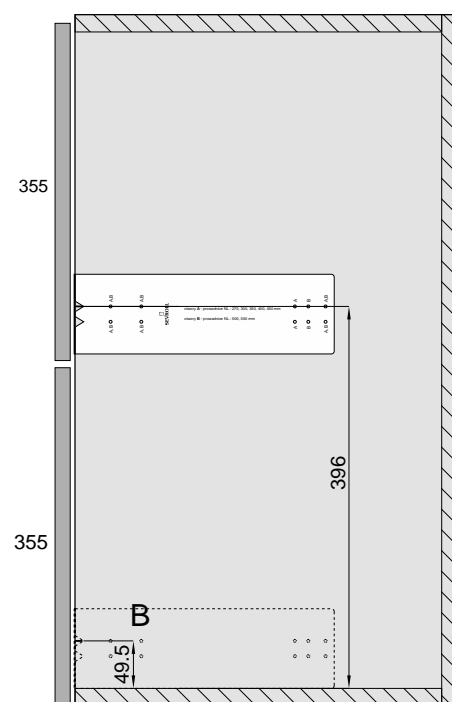
step 3



variant 3 - 1+2



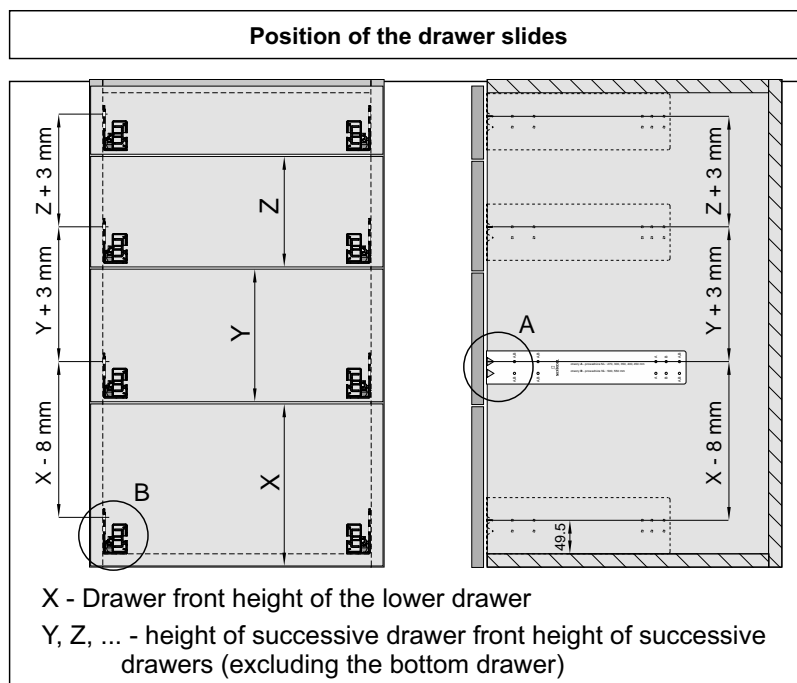
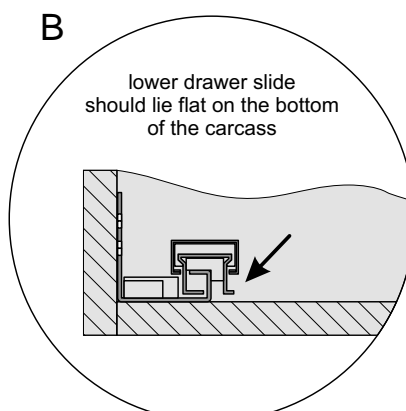
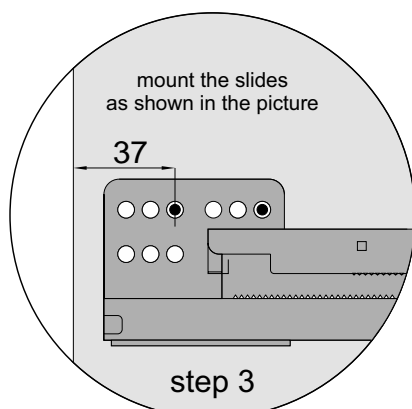
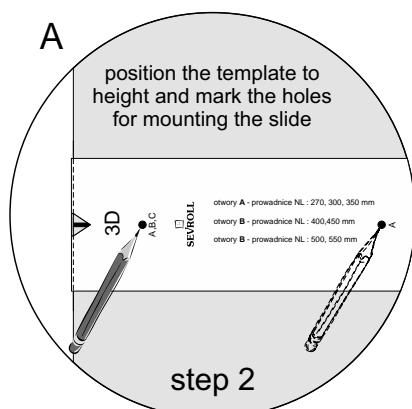
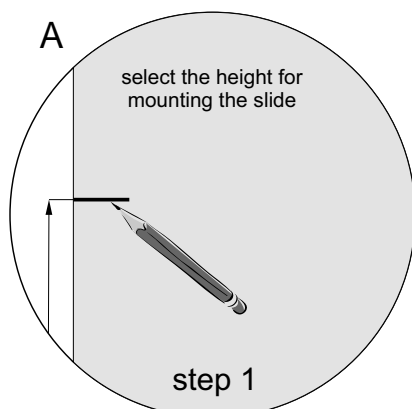
B



variant 4 - x2

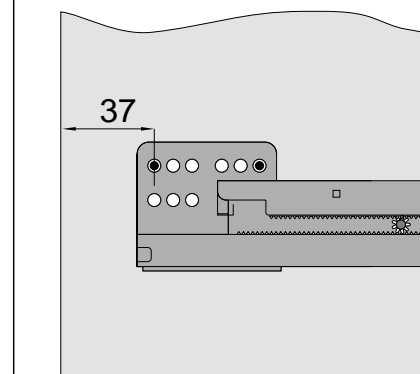
Marking holes for attaching the slides to Sevrollbox Slim drawers
with **overlays** fronts

Any height of carcass, quantity and drawer front height



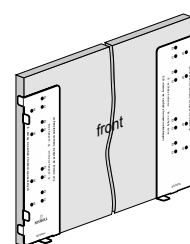
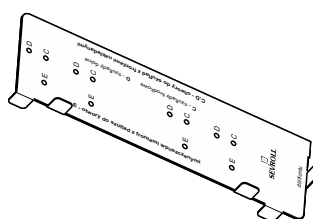
Inset fronts:

With inset fronts, mount the slides as shown in the drawing



Important information

Sevroll's offer also includes the template Sevrollbox Slim for drawer fronts (**index: 05338**). This is used for marking the holes to mount drawer fronts to Sevrollbox Slim drawers.



2.1 UNDERMOUNT DRAWER SLIDES DX PLATINIUM 3D

with soft-close



CHARACTERISTICS

► Application	Drawer slides for wooden drawers
► Filling	Any material, max 18 mm
► Available lengths	250, 300, 350, 400, 450, 500, 550, 600 mm
► Construction	Metal, combined with an integrated soft-close
► Max. loading	40 kg
► Number of test cycles	70 000
► Color	N/D
► Sales programme	These slides are sold in sets

USAGE

- Carcass furniture, kitchens, walk-in wardrobes, wardrobes, office furniture, archives

UNDERMOUNT DRAWER SLIDES DX PLATINIUM 3D with soft-close

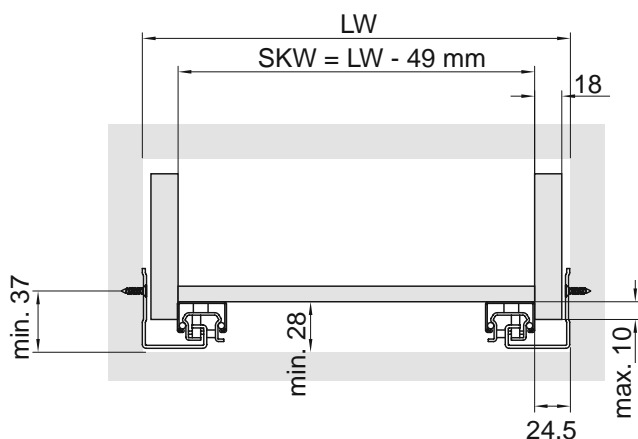
CODE	LENGTH (mm)	COLLECTIVE PACKAGING	PRICED PER
06353	250	10	set
06354	300	10	set
06355	350	10	set
06356	400	10	set
06357	450	10	set
06358	500	10	set
06359	550	10	set
06360	600	10	set

UNDERMOUNT DRAWER SLIDES DX PLATINIUM 3D with soft-close

Undermount drawer slides DX PLATINIUM 3D for wooden furniture and furniture made of board with a thickness of 16 to 19 mm. 3D adjustment in three planes, allows for easy, fast and precise installation. The comfort of use and perfect performance is ensured here by the full synchronization of the slide's extension under heavy load - up to 40 kg. DX Platinum 3D also features a wide selection of available lengths - from 250 to 600 mm. DX Platinum 3D is an excellent choice for modern designs, where comfortable use of furniture is as important as fashionable minimalist design. The highest quality workmanship and innovative technological solutions mean that this solution will provide the satisfaction of comfortable use of the furniture for many years.

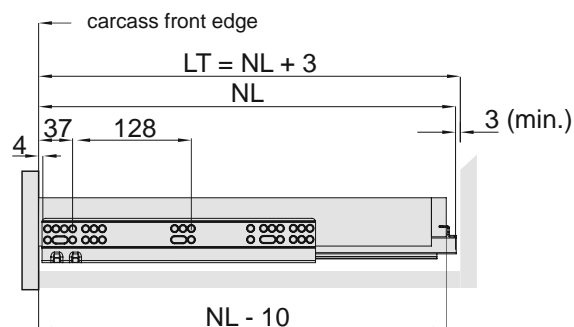
Maximum load for slides: 40 kg
 Slide lengths: 250, 300, 350, 400, 450, 500, 550, 600 mm
 Height adjustment: 0 to 3 mm
 Depth adjustment: 0 to 3 mm
 Width adjustment: 0 to 1.5 mm

LW - internal cabinet width
 SKW - internal drawer width

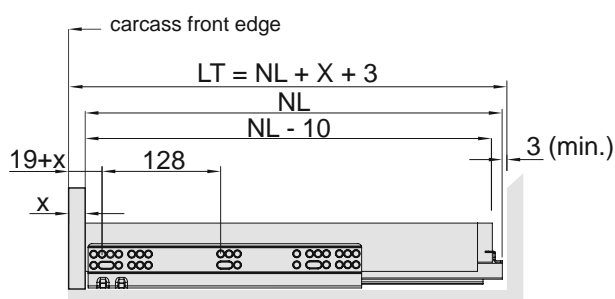


with soft-close

NL - nominal length of slide
 LT - internal cabin depth
 Drawer side thickness: 18 mm

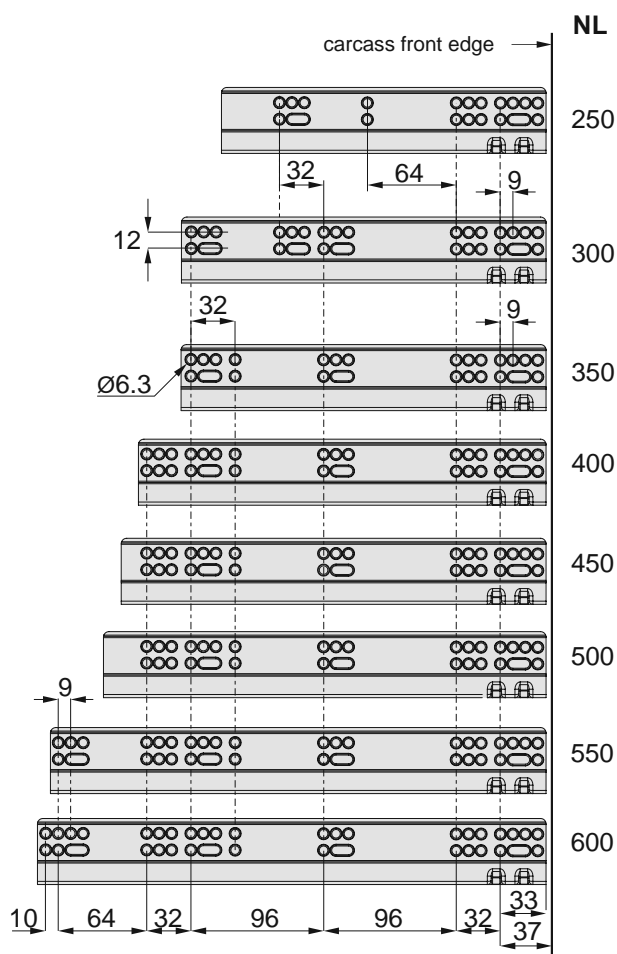


drawer with overlay front

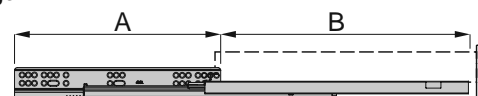


drawer with inset front

Drawer slide positioning

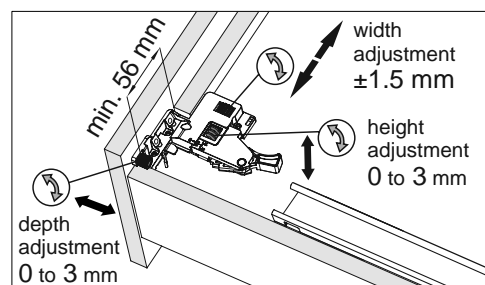
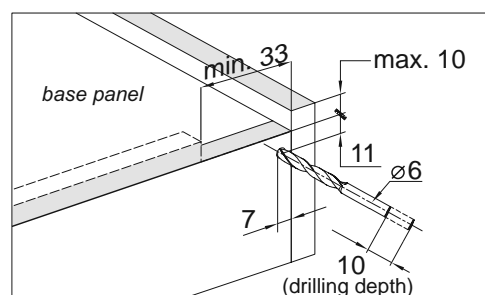


Slide length



NL	250	300	350	400	450	500	550	600
A	235	264	264	295	308	320	359	369
B	198	248	298	348	398	448	498	548

Mounting dimensions for drawers



2.2 UNDERMOUNT DRAWER SLIDES DXS-3D SYNCHRO

with soft-close



CHARACTERISTICS

► Application	Drawer slides for wooden drawers
► Filling	Any material, max 18 mm
► Available lengths	250, 300, 350, 400, 450, 500, 550, 600 mm
► Construction	Metal, combined with an integrated soft-close
► Max. loading	35 kg
► Number of test cycles	70 000
► Color	N/D
► Sales programme	These slides are sold in sets

USAGE

- Carcass furniture, kitchens, walk-in wardrobes, wardrobes, office furnitures, archives

Undermount drawer slides DXS-3D synchro with soft-close

Undermount drawer slides DXS-3D synchro are designed to create wooden drawers. Their asset is a possibility of using chipboard, plywood as well as the wood. The main advantages include 3D regulation (3-dimensional adjustment) and full synchronisation of the slides. DXS-3D are designed for 18 mm thick board (can be used with 16 and 19 mm board). Easy assembly, adjustment without tools and soft closing mechanism make the product extremely attractive for the end user.

with soft-close

Undermount drawer slides DXS-3D synchro with soft-close



CODE	LENGTH (mm)	COLLECTIVE PACKAGING	PRICED PER
05569	250	10	set
05407	300	10	set
05408	350	10	set
05409	400	10	set
05410	450	10	set
05411	500	10	set
05412	550	10	set
05626	600	10	set

Drilling jig for drawers with undermount slides DXS and DXP



CODE	PRICED PER
20415	item

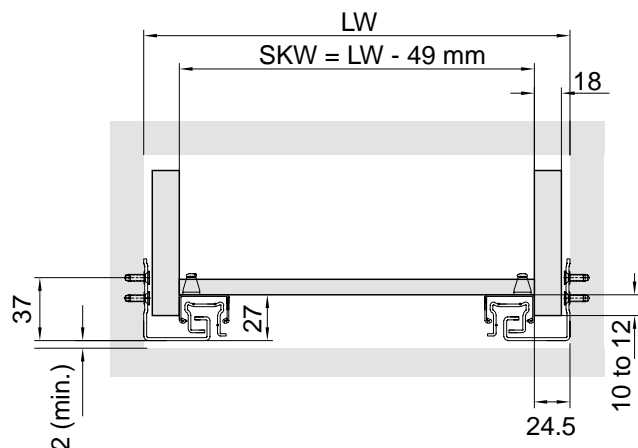
2.2 UNDERMOUNT DRAWER SLIDES DXS-3D SYNCHRO

with soft-close

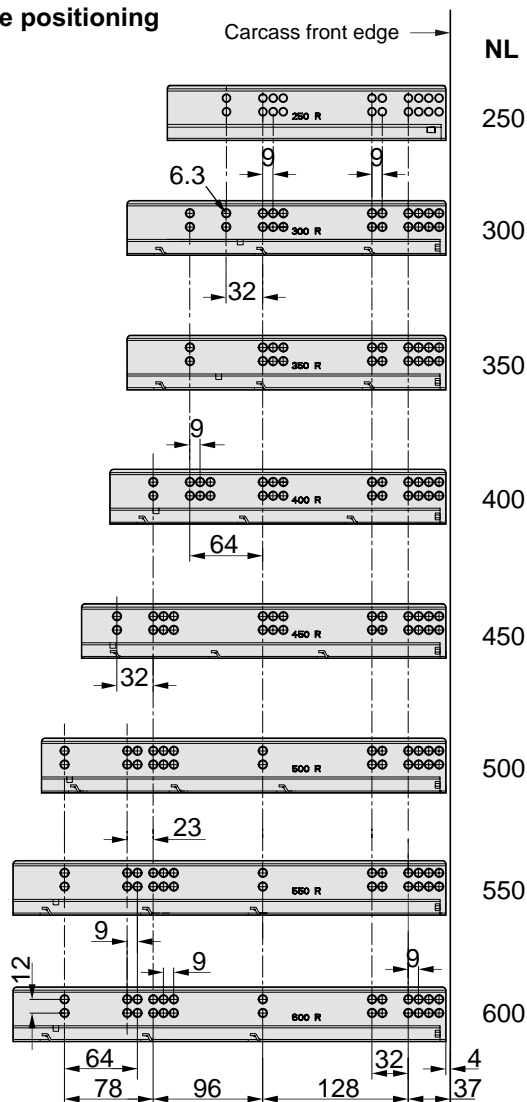
Maximum load for slides: 35 kg
Slide lengths: 250, 300, 350, 400, 450, 500, 550, 600 mm

Height adjustment: 0 to 2 mm
Depth adjustment: 0 to 5 mm
Width adjustment: 0 to 1.5 mm

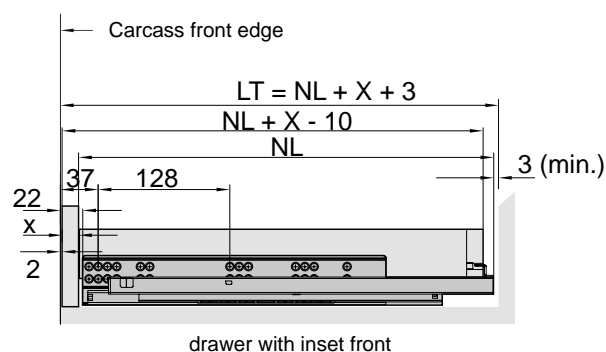
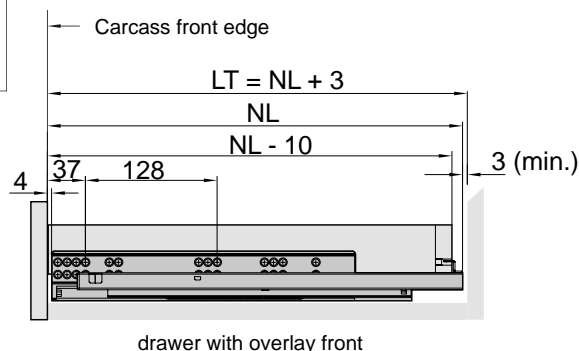
LW - internal cabinet width
SKW - internal drawer width



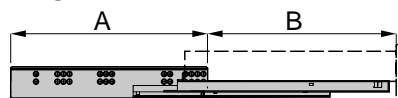
Drawer slide positioning



NL - nominal length of slide
LT - internal cabin depth
Drawer side thickness: 18 mm

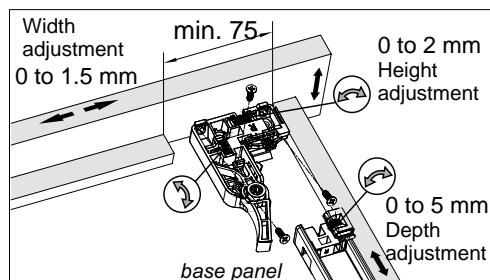
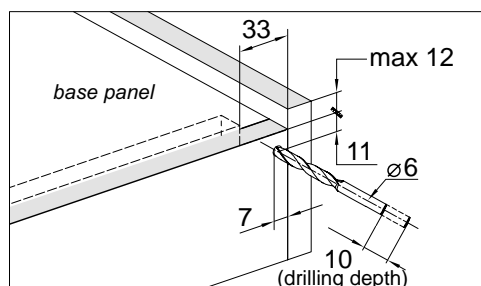


Slide length



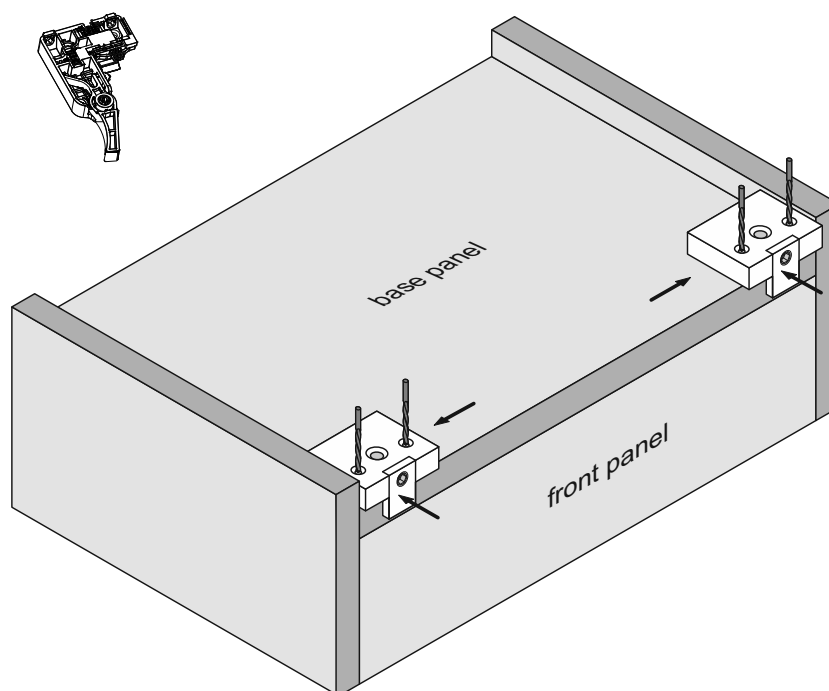
NL	250	300	350	400	450	500	550	600
A	250	280	280	295	320	355	380	380
B	200	270	320	370	420	470	520	570

Mounting dimensions for drawers

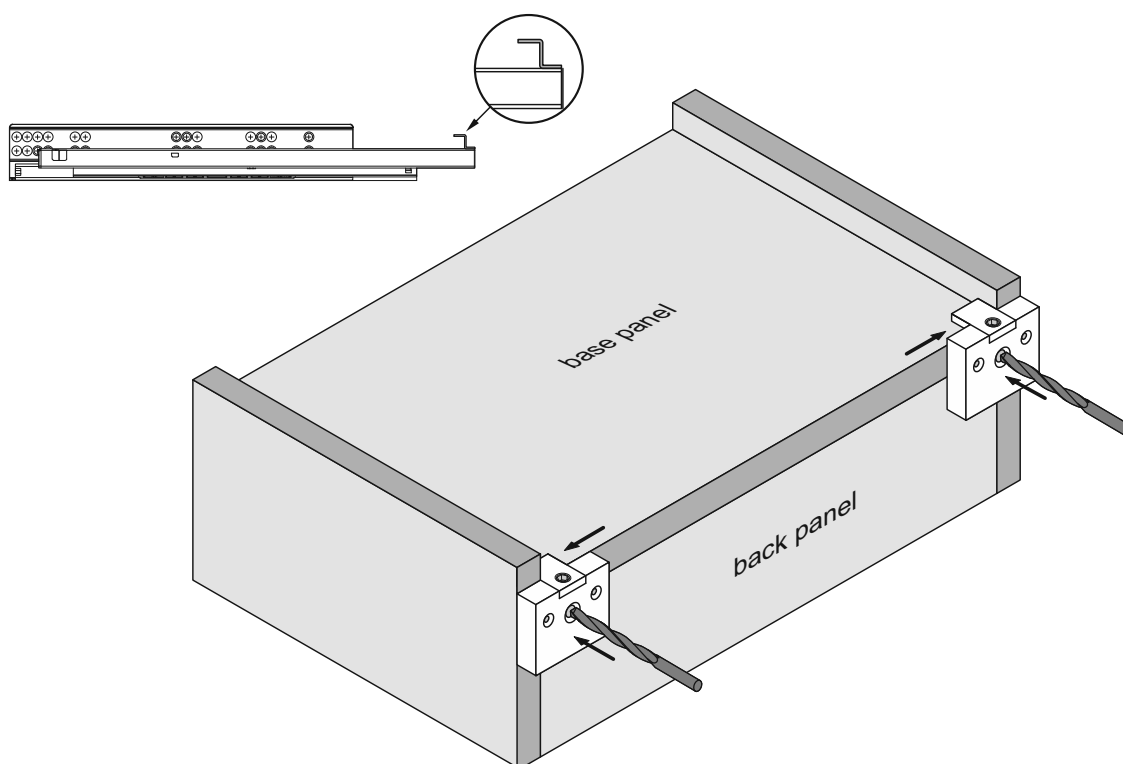


To quickly and accurately drill the holes in the back of the drawers we recommended using our drilling jig for drawers with undermount slides (Code 20415)

holes for mounting clutches - 2mm drill bit



holes for rear slide hook - 6 mm drill bit



2.3 UNDERMOUNT DRAWER SLIDES DXP-3D SYNCHRO

with PUSH system



CHARACTERISTICS

► Application	Drawer slides for wooden drawers
► Filling	Any material, max 18 mm
► Available lengths	250, 300, 350, 400, 450, 500, 550 mm
► Construction	Metal, with integrated Push system
► Max. loading	30 kg
► Number of test cycles	70 000
► Color	N/D
► Sales programme	These slides are sold in sets

USAGE

- Carcass furniture, kitchens, walk-in wardrobes, wardrobes, office furnitures, archives

New in Sevrill's offer – **Undermount drawer slides DXS-3D synchro with PUSH system**, they are designed to create wooden drawers in furniture without classic handles as the drawers open with a PUSH.

The main advantages include 3D regulation (3-dimensional adjustment) and full synchronisation of the slides. DXS-3D are designed for 18 mm thick board. Easy assembly and regulation make the product extremely attractive for the carpenter and end user.

with PUSH system

Undermount drawer slides DXP 3D synchro with PUSH system



CODE	LENGTH (mm)	COLLECTIVE PACKAGING	PRICED PER
05629	250	10	set
05630	300	10	set
05631	350	10	set
05632	400	10	set
05633	450	10	set
05634	500	10	set
05635	550	10	set

Drilling jig for drawers with undermount slides DXS and DXP



CODE	PRICED PER
20415	item

i For instructions on how to use the drilling jig, see page 107.

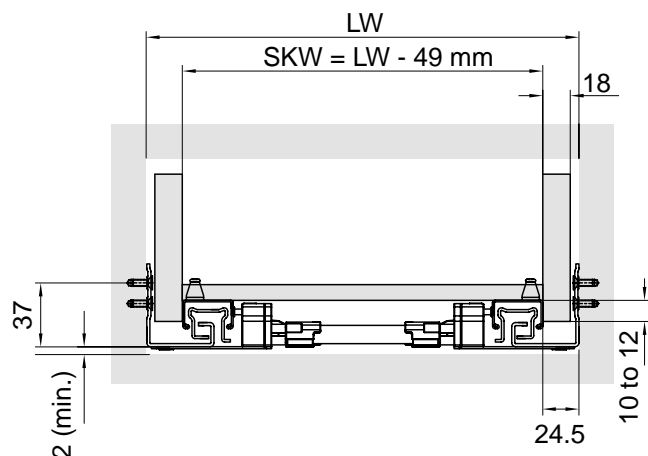
2.3 UNDERMOUNT DRAWER SLIDES DXP-3D SYNCHRO

with PUSH system

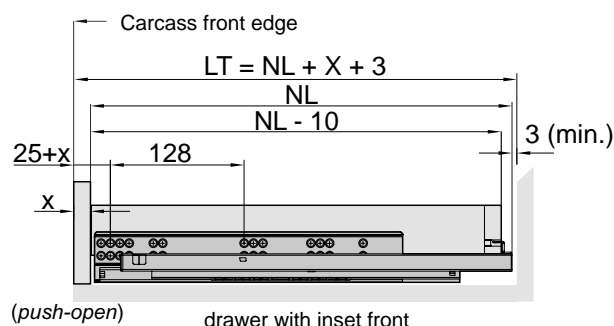
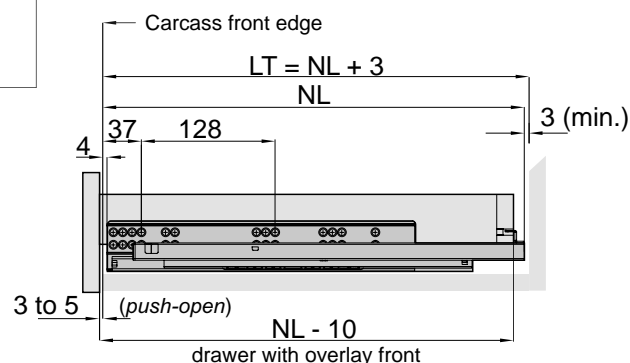
Maximum load for slides: 30 kg
Slide lengths: 250, 300, 350, 400, 450, 500, 550 mm

Height adjustment: 0 to 3 mm
Depth adjustment: 0 to 4 mm
Width adjustment: 0 to 1.5 mm

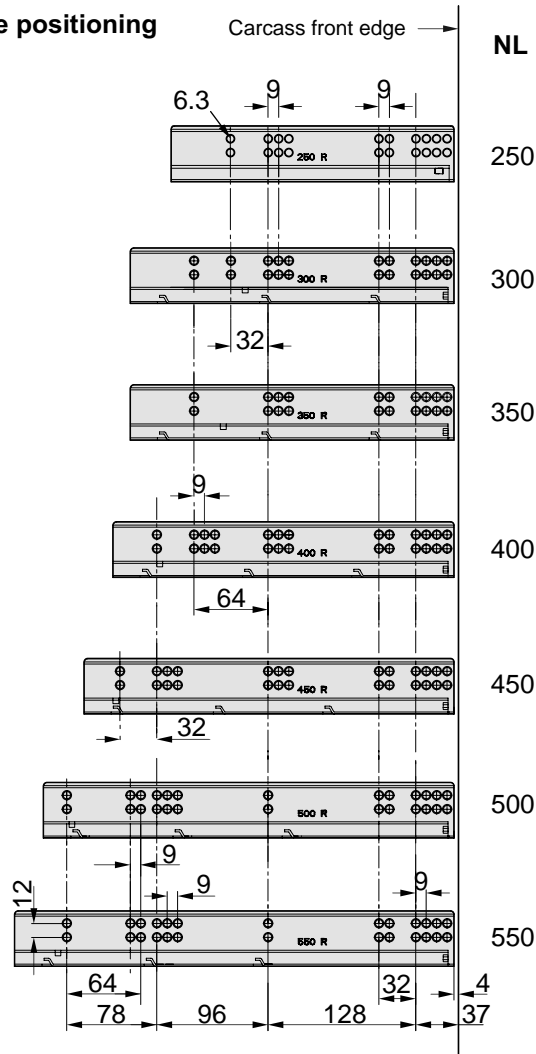
LW - internal cabinet width
SKW - internal drawer width



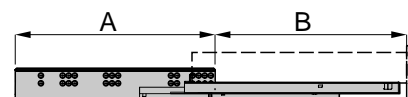
NL - nominal length of slide
LT - internal cabin depth
Drawer side thickness: 18 mm



Drawer slide positioning

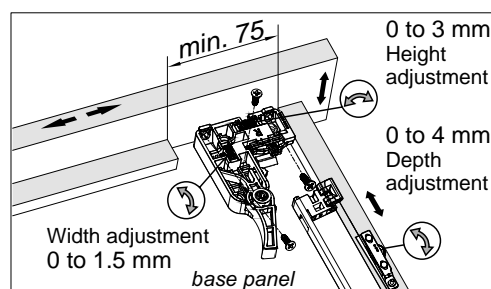
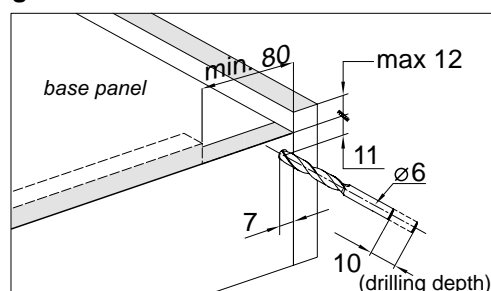


Slide length



NL	250	300	350	400	450	500	550
A	250	280	280	295	320	355	380
B	200	270	320	370	420	470	520

Mounting dimensions for drawers



To quickly and accurately drill the holes in the back of the drawers we recommended using our drilling jig for drawers with undermount slides (Code 20415)



Lined area for notes, consisting of multiple horizontal lines.

2.4 UNDERMOUNT DRAWER SLIDES DXP-D2-3D SYNCHRO

with PUSH open and fixing for synchronising bar



CHARACTERISTICS

► Application	Drawer slides for wooden drawers
► Filling	Any material, max 18 mm
► Available lengths	250, 300, 350, 400, 450, 500, 550 mm
► Construction	Metal, with PUSH open and fixing for synchronising bar
► Max. loading	30 kg
► Number of test cycles	70 000
► Color	N/D
► Sales programme	These slides are sold in sets

USAGE

- Carcass furniture, kitchens, walk-in wardrobes, wardrobes, office furnitures, archives

New in Sevrill's offer – **Undermount drawer slides DXS-3D synchro with PUSH system**, they are designed to create wooden drawers in furniture without classic handles as the drawers open with a PUSH.

The main advantages include 3D regulation (3-dimensional adjustment) while the usage of the bar stabilises and increases the rigidity of the slide's operation, therefore drawer opening can be achieved through pressing any place on the front. DXS-3D are designed for 18 mm thick board.

The use of the bar is recommended for drawers wider than 600 mm.

Easy assembly and regulation make the product extremely attractive for the carpenter and end user.

with PUSH open and fixing for synchronising bar

Undermount drawer slides – DXP-D2-3D SYNCHRO

with PUSH open and fixing for synchronising bar



CODE	LENGTH (mm)	COLLECTIVE PACKAGING	PRICED PER
06705	250	4	set
06706	300	4	set
06699	350	4	set
06700	400	4	set
06701	450	4	set
06702	500	4	set
06703	550	4	set

Synchronising bar for drawer **Platinum PUSH** and slides **DXP-D2-3D**



CODE	LENGTH (mm)	COLLECTIVE PACKAGING	PRICED PER
06704	1100	40	item

Drilling jig for drawers with undermount slides DXS and DXP



CODE	PRICED PER
20415	item

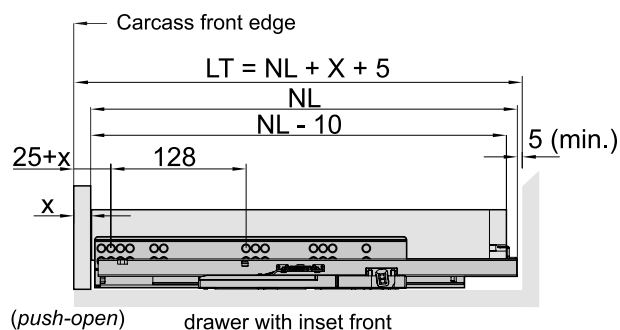
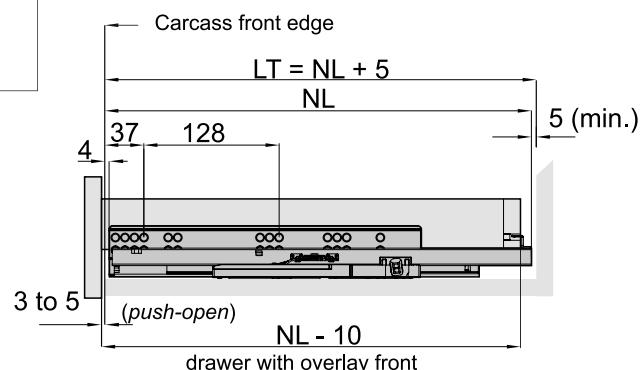
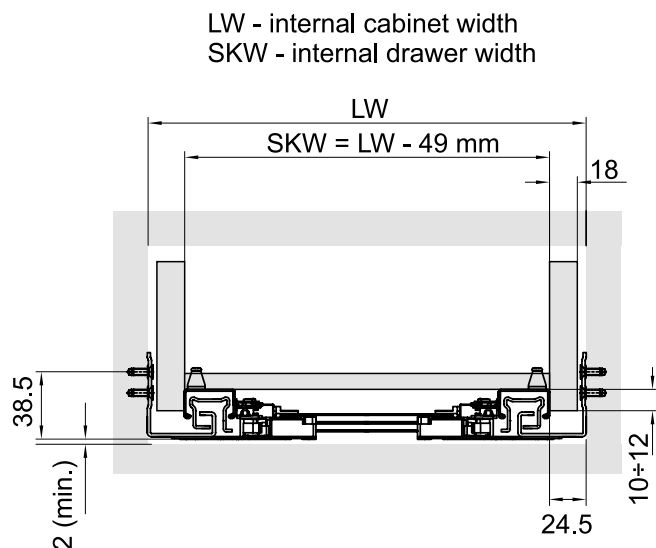
i For instructions on how to use the drilling jig, see page 107.

2.4 UNDERMOUNT DRAWER SLIDES DXP-D2-3D SYNCHRO

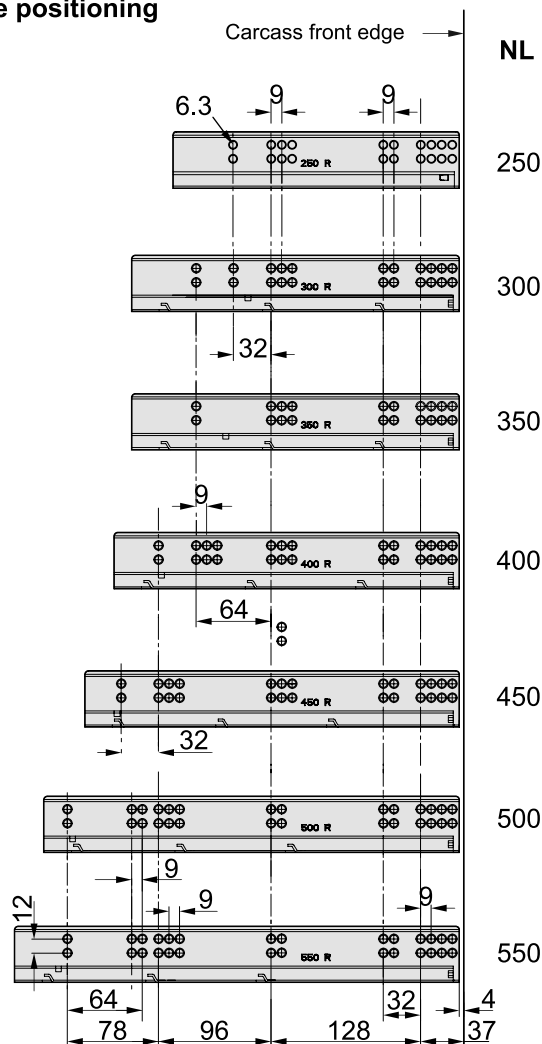
with PUSH open and fixing for synchronising bar

Maximum load for slides: 30 kg
 Slide lengths: 250, 300, 350, 400, 450, 500, 550 mm
 Height adjustment: 0 to 3 mm
 Depth adjustment: 0 to 4 mm
 Width adjustment: 0 to 1.5 mm

NL - nominal length of slide
 LT - internal cabin depth
 Drawer side thickness: 18 mm



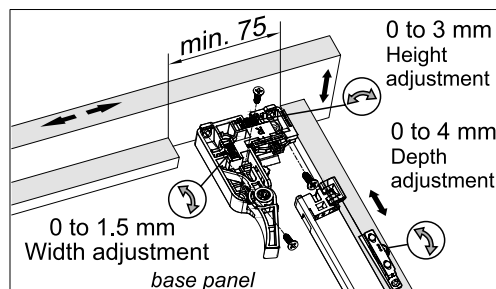
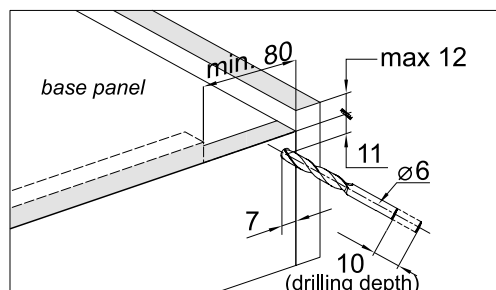
Drawer slide positioning



Slide length

NL	250	300	350	400	450	500	550
A	250	280	280	295	320	355	380
B	200	270	320	370	420	470	520

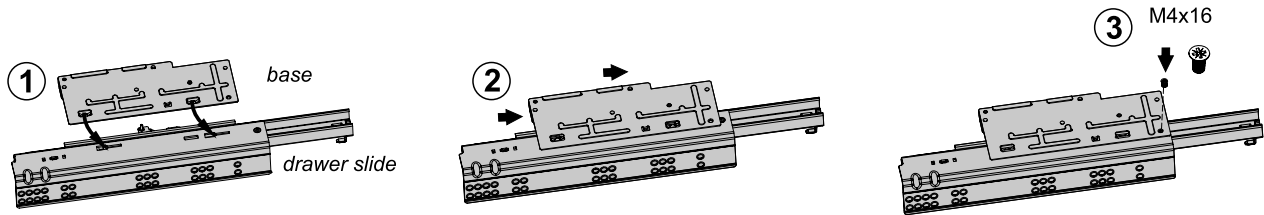
Mounting dimensions for drawers



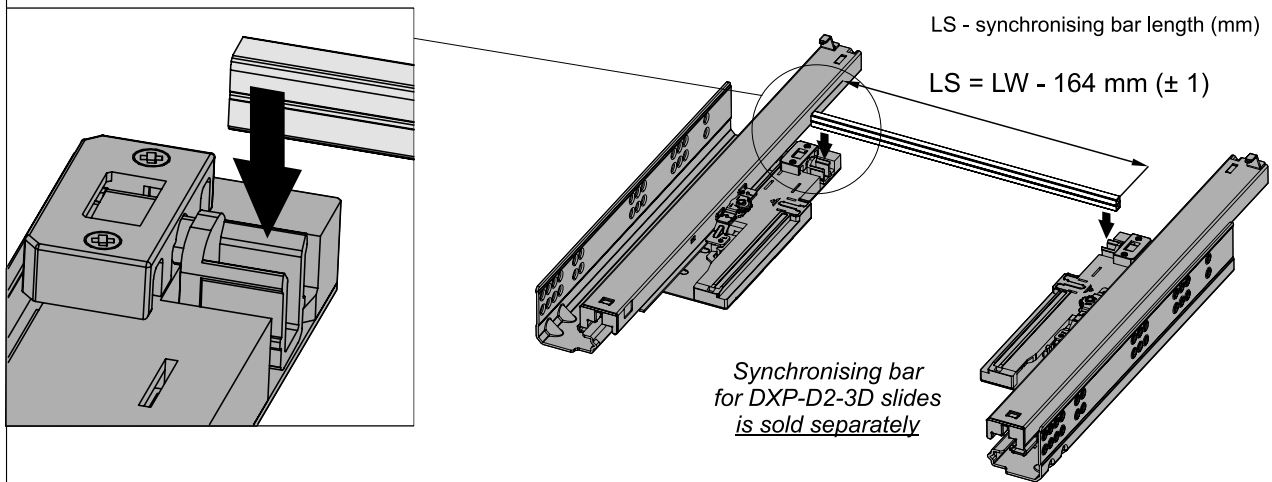
To quickly and accurately drill the holes in the back of the drawers we recommended using our drilling jig for drawers with undermount slides (Code 20415)

Fixing of synchronising bar base to DXP-D2-3D slide

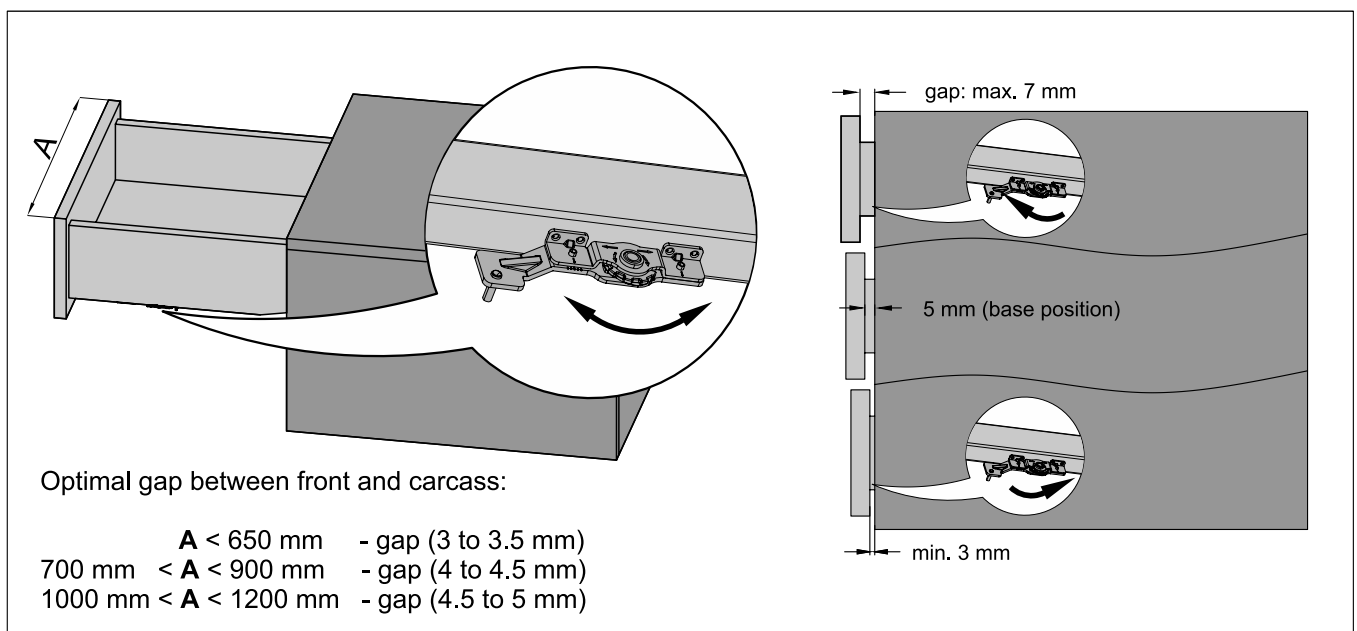
Base is included with slide set



Bar installation



Drawer depth regulation



2.5 UNDERMOUNT DRAWER SLIDES DXR

part-extension with soft-close



CHARACTERISTICS

► Application	Drawer slides for wooden drawers
► Filling	Board 16 mm
► Available lengths	300, 350, 400, 450, 500, 550 mm
► Construction	Metal with soft-close
► Max. loading	25 kg
► Number of test cycles	50 000
► Color	N/D
► Sales programme	These slides are sold in sets

USAGE

► Carcass furniture, kitchens, walk-in wardrobes, wardrobes, office furniture, archives



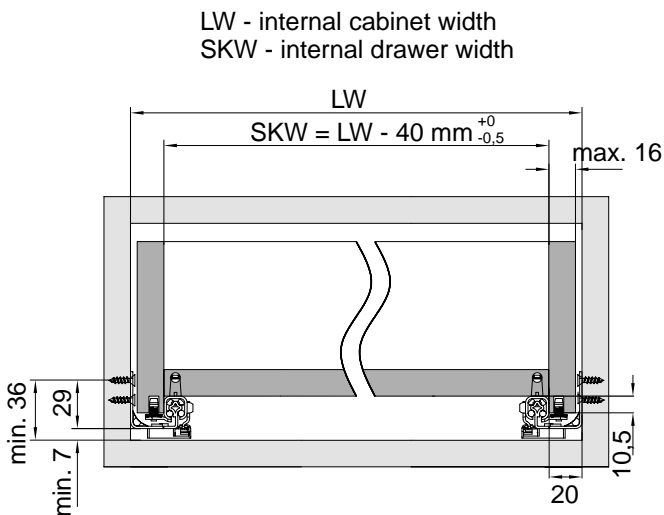
Undermount drawer slides DXR, part of the DXR drawer system, are worth mentioning among the new Sevrill-System solutions. The slides feature a soft-closing system, which allows easy opening and closing of the drawer and comfortable use of the furniture even with a load of up to 25 kg. The undermount drawer slides DXR are available in various lengths from 300 to 550 mm. They can be used with drawer sides 78, 118 and 150 mm high, or used on their own for wooden or chipboard drawers. They are a perfect solution for a modern storage system in living room and bedroom furniture, wardrobes, dressing rooms or office furniture and archives.

UNDERMOUNT DRAWER SLIDES DXR part-extension with soft-close

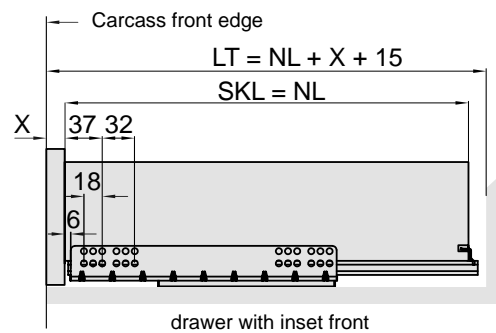
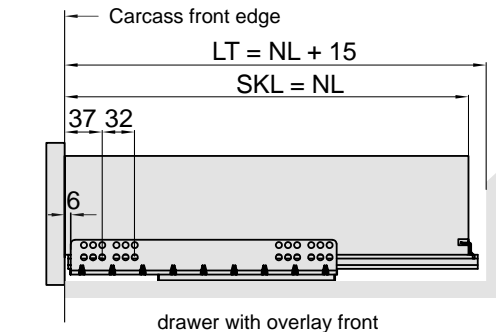
CODE	LENGTH (mm)	COLLECTIVE PACKAGING	PRICED PER
06324	300	15	set
06325	350	15	set
06326	400	15	set
06327	450	15	set
06328	500	15	set
06329	550	15	set

part-extension with soft-close

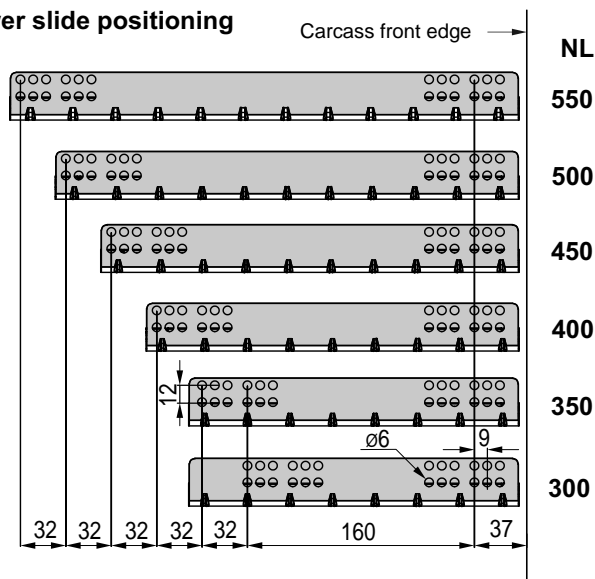
Maximum load for slides: 25 kg
Slide lengths: 300, 350, 400, 450, 500, 550 mm
Height adjustment: 0 to 4 mm



NL - nominal length of slide
LT - min. internal cabin depth
SKL - drawer depth
Drawer side thickness: max. 16 mm



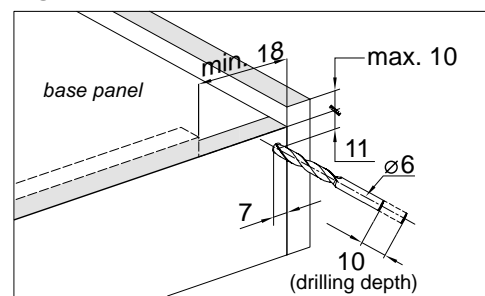
Drawer slide positioning



Slide length

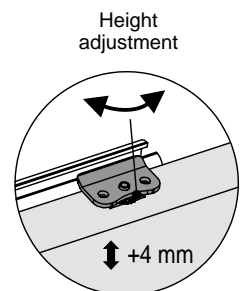
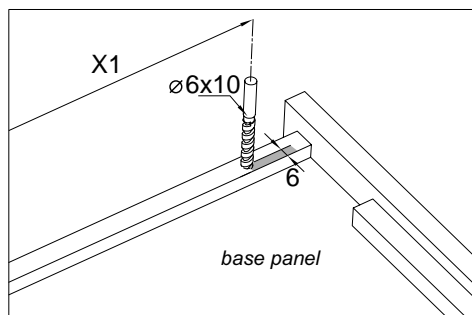
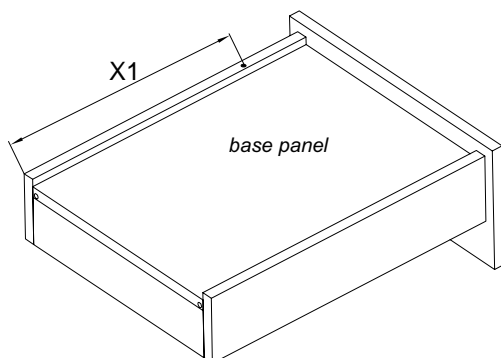
	Slide length					
NL	300	350	400	450	500	550
A	233	235	263	295	327	359
B	238	276	314	352	390	440

Mounting dimensions for drawers




Mounting dimensions for base panel

NL	300	350	400	450	500	550
X1	188,5	221,5	249,5	283,5	309,5	338,5



3.1 BALL BEARING DRAWER SLIDES - SVQ

with soft-close



CHARACTERISTICS

► Application	Drawer slides for wooden drawers
► Filling	Any material
► Available lengths	300, 350, 400, 450, 500, 550, 600, 700
► Construction	Metal with soft-close
► Max. loading	35 kg
► Number of test cycles	50 000
► Color	Black
► Sales programme	These slides are sold in sets

USAGE

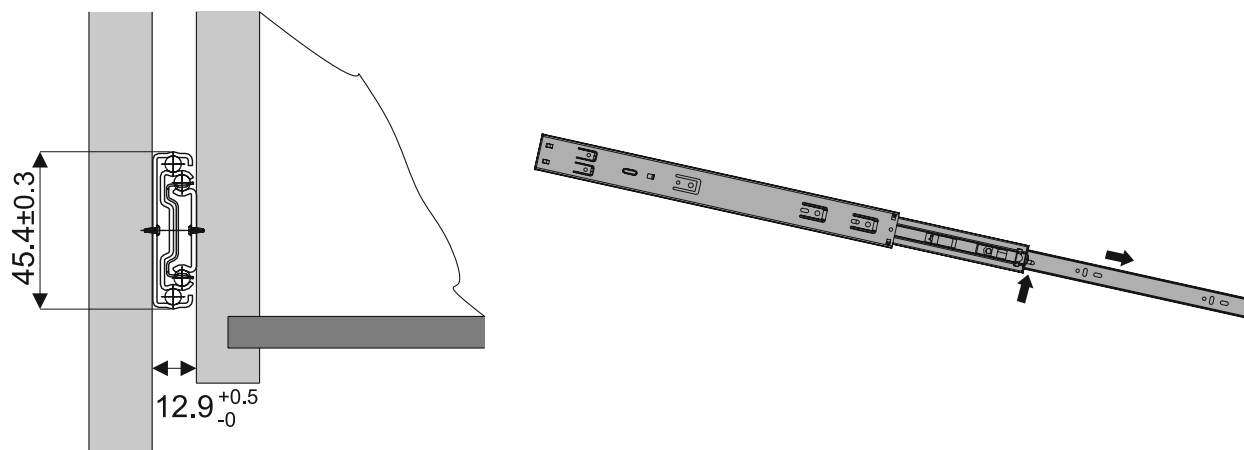
► Carcass furniture, kitchens, walk-in wardrobes, wardrobes, archives

Ball bearing drawer slides SVQ with full extension and soft-close

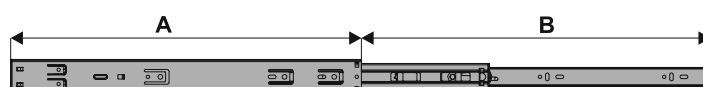
CODE	COLOUR	LENGTH (mm)	COLLECTIVE PACKAGING	PRICED PER
06345	BLACK	300	15	set
06346	BLACK	350	15	set
06347	BLACK	400	15	set
06348	BLACK	450	15	set
06349	BLACK	500	15	set
06350	BLACK	550	15	set
06351	BLACK	600	15	set
06352	BLACK	700	15	set

Ball bearing drawer slides SVQ

If you are looking for a modern and versatile solution for a wide variety of furniture, consider the Sevroll-System's new SVQ ball bearing drawer slides. They are suitable for wooden and chipboard drawers. Thanks to the integrated soft-closing system, the drawer is comfortable to use on a daily basis, even when opened and closed several times. The slides operate faultlessly with loads of up to 35 kg. It is available in black and in a wide range of lengths from 300 to 700 mm. This is a durable and versatile solution for modern furniture of all types and can be used in wardrobes, chests of drawers, walk-in wardrobes and other storage furniture in the living room, dining room or bedroom. SVQ ball-bearing slides will also be indispensable in office spaces and for organising archives.

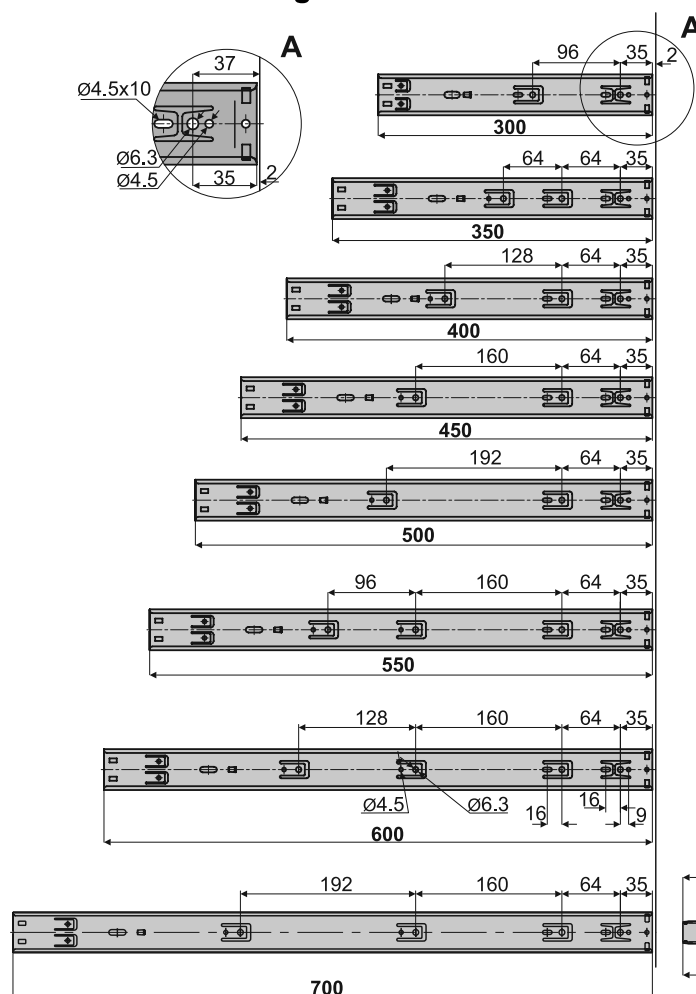


Slide length

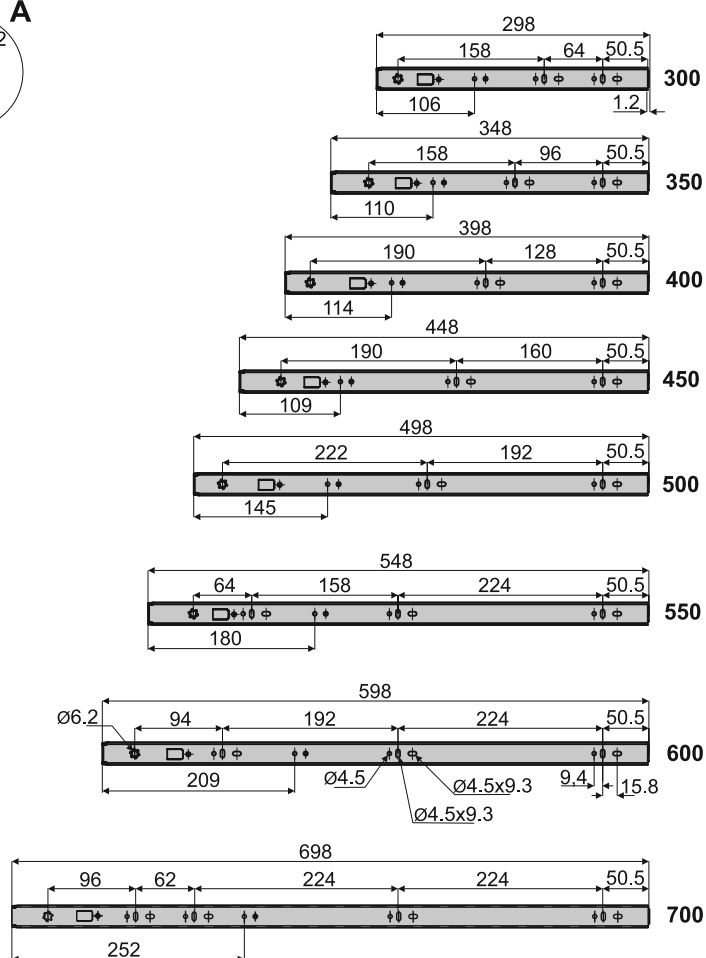


A	300	350	400	450	500	550	600	700
B	264±3	335±3	400±3	450±3	500±3	550±3	600±3	700±3

Attaching the slide to the carcass



Attaching the slide to the drawer



3.2 BALL BEARING DRAWER SLIDES FOR HEAVY LOADS

H-53 mm



CHARACTERISTICS

► Application	Drawer slides for wooden drawers
► Filling	Any material
► Available lengths	100 kg: 400, 450, 500, 550, 600, 650, 700, 750, 800, 850, 900, 950, 1000, 1100, 1200 80 kg: 450, 500, 550, 600, 650, 700, 750, 800, 850, 900, 950, 1000, 1100, 1200
► Construction	100 kg: Metal 80 kg: metal with soft-close
► Max. loading	100 kg, 80 kg
► Number of test cycles	70 000
► Sales programme	These slides are sold in sets

USAGE

► Carcass furniture, kitchens, walk-in wardrobes, wardrobes, office furniture, archives

Ball bearing drawer slides for heavy loads H-53

Need a durable solution for storing heavy loads? We recommend the new Sevrroll-System heavy-duty ball bearing slides H-53. **The load capacity of the drawer is up to 100 kg and up to 80 kg with a soft-closing system.** The full extension allows for comfortable use and easy access to the contents of the drawer even when fully loaded. A wide choice of lengths - **from 400 to 1,200 mm** - provides a solution for a wide range of furniture designs, tailored to the expectations and needs of its users. **These slides are suitable for use in company archives, offices and public spaces, and also wherever you need extra-deep furniture, for example in a drawer under the stairs.** Sevrroll ball-bearing drawer slides for heavy loads are the perfect way to create functional and convenient storage.

H-53 mm

Ball bearing drawer slides for heavy loads H-53 mm 100 kg



CODE	LENGTH (mm)	COLLECTIVE PACKAGING	PRICED PER
06575	400	5	set
06576	450	5	set
06372	500	5	set
06373	550	5	set
06374	600	5	set
06375	650	5	set
06376	700	5	set
06377	750	5	set
06378	800	5	set
06379	850	5	set
06380	900	5	set
06381	950	5	set
06382	1000	5	set
06634	1100	5	set
06635	1200	5	set

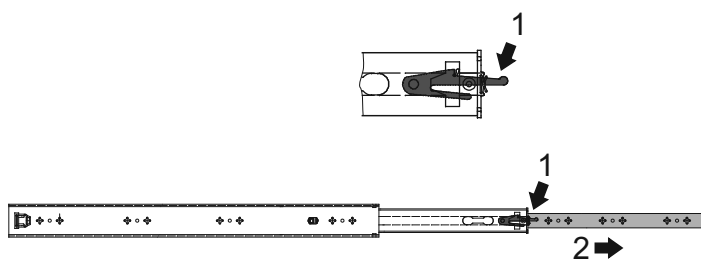
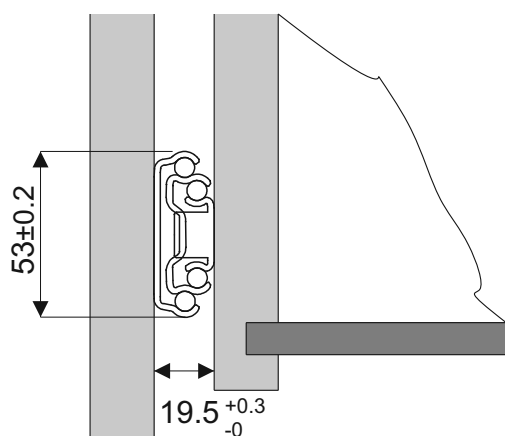
Ball bearing drawer slides for heavy loads with soft-close H-53 mm 80 kg



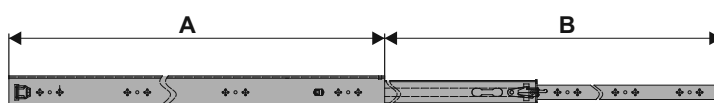
CODE	LENGTH (mm)	COLLECTIVE PACKAGING	PRICED PER
6713	450	5	set
6714	500	5	set
6715	550	5	set
6716	600	5	set
6717	650	5	set
6718	700	5	set
6719	750	5	set
6720	800	5	set
6721	850	5	set
6722	900	5	set
6723	950	5	set
6724	1000	5	set
6725	1100	5	set
6726	1200	5	set

3.2 BALL BEARING DRAWER SLIDES FOR HEAVY LOADS

H-53 mm 100 kg

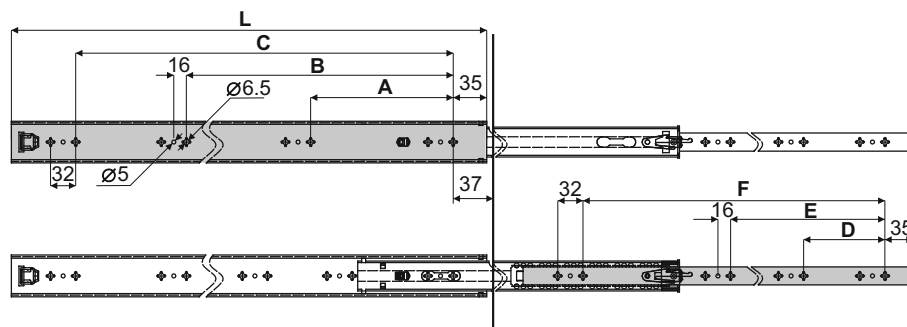
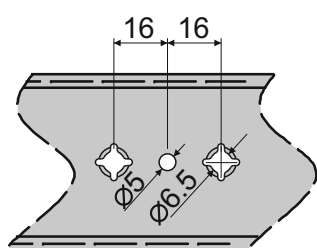


Slide length



A	400	450	500	550	600	650	700	750	800	850	900	950	1000	1100	1200
B±3	400	450	500	550	600	650	700	750	800	850	900	950	1000	1100	1200

Attaching the slide to the carcass



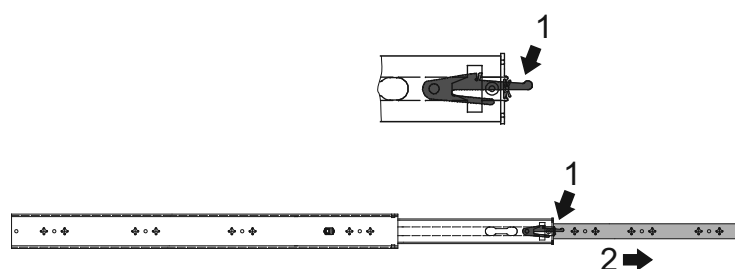
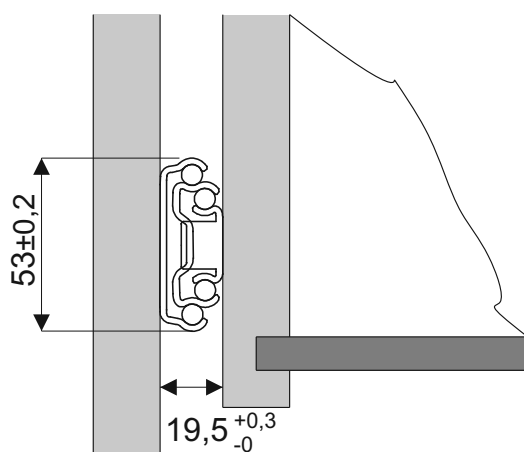
L	A	B	C	D	E	F
400	128	288	-	96	288	-
450	160	320	-	128	320	-
500	192	384	-	160	384	-
550	192	416	-	192	416	-
600	128	288	480	192	352	480
650	160	320	512	192	384	544
700	192	384	576	192	384	576
750	192	384	576	192	416	608
800	224	448	672	224	448	672
850	224	448	672	224	448	672
900	256	512	768	256	512	768
950	256	544	832	256	544	832
1000	288	576	864	288	576	864
1100	288	608	928	288	608	928
1200	352	704	1056	320	672	1024

Attaching the slide to the drawer

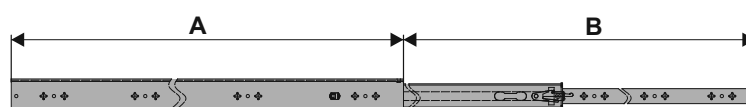
BALL BEARING DRAWER SLIDES FOR HEAVY LOADS WITH SOFT CLOSE

3.2

H-53 mm 80 kg

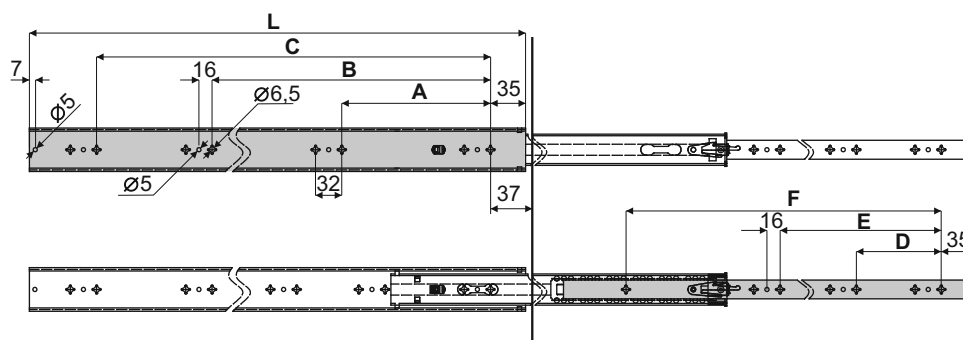
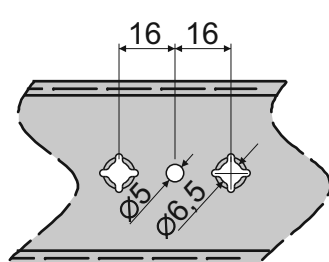


Slide length



A	450	500	550	600	650	700	750	800	850	900	950	1000	1100	1200
B±3	450	500	550	600	650	700	750	800	850	900	950	1000	1100	1200

Attaching the slide to the carcass

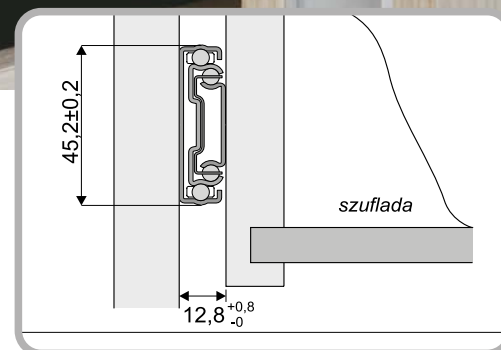


L	A	B	C	D	E	F
450	192	-	-	160	-	366
500	192	-	-	160	-	416
550	192	288	-	192	-	466
600	128	320	-	192	384	516
650	160	352	-	192	416	566
700	192	416	-	224	448	616
750	192	448	-	256	512	666
800	224	480	-	256	544	716
850	224	544	-	288	576	766
900	256	544	-	288	608	816
950	256	608	-	320	640	866
1000	320	672	-	320	672	916
1100	352	736	-	384	768	1016
1200	288	576	896	384	800	1116

Attaching the slide to the drawer

3.3 BALL BEARING DRAWER SLIDES


with soft-close



Sevroll's modern and reliable slides

Full extension ball bearing drawer slides with soft-closing mechanism constitute yet another innovative Sevroll product. A compact 45 mm high quality construction is used whilst maintaining high load capacity. They are constructed from metal resistant to deformation. Our soft-close mechanism is supported by a double spring and brass shock absorbing cylinder.

Each guide is equipped with 5 sets of 5 ball bearings on each side to obtain great stability and durability. All complemented by the best of oil solutions used for guide lubrication and maintenance. The wide range of guide lengths (250-600) makes them a great choice for kitchen and office furniture, enabling the creation of spacious and durable drawers.



CHARACTERISTICS

► Application	Drawer slides for wooden drawers
► Filling	Any material
► Available lengths	250, 300, 350, 400, 450, 500, 550, 600 mm
► Construction	Metal, integrated with in-built soft-closing mechanism
► Max. loading	35 kg
► Number of test cycles	70 000
► Color	N/D
► Sales programme	These slides are sold in sets

USAGE

- Carcass furniture, kitchens, walk-in wardrobes, wardrobes, office furnitures, archives

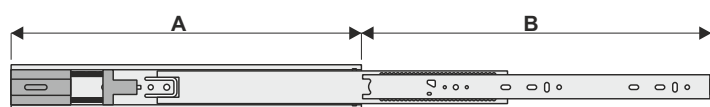
with soft-close

Full extension ball bearing drawer slides with soft-close



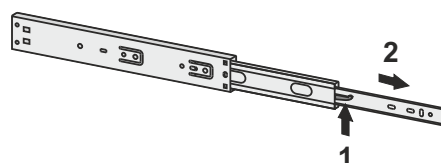
CODE	LENGTH (mm)	HEIGHT (mm)	COLLECTIVE PACKAGING	PRICED PER
04896	250	45	15	set
04897	300	45	15	set
04898	350	45	15	set
04899	400	45	15	set
04900	450	45	15	set
04901	500	45	15	set
04902	550	45	15	set
04903	600	45	15	set

Slide length

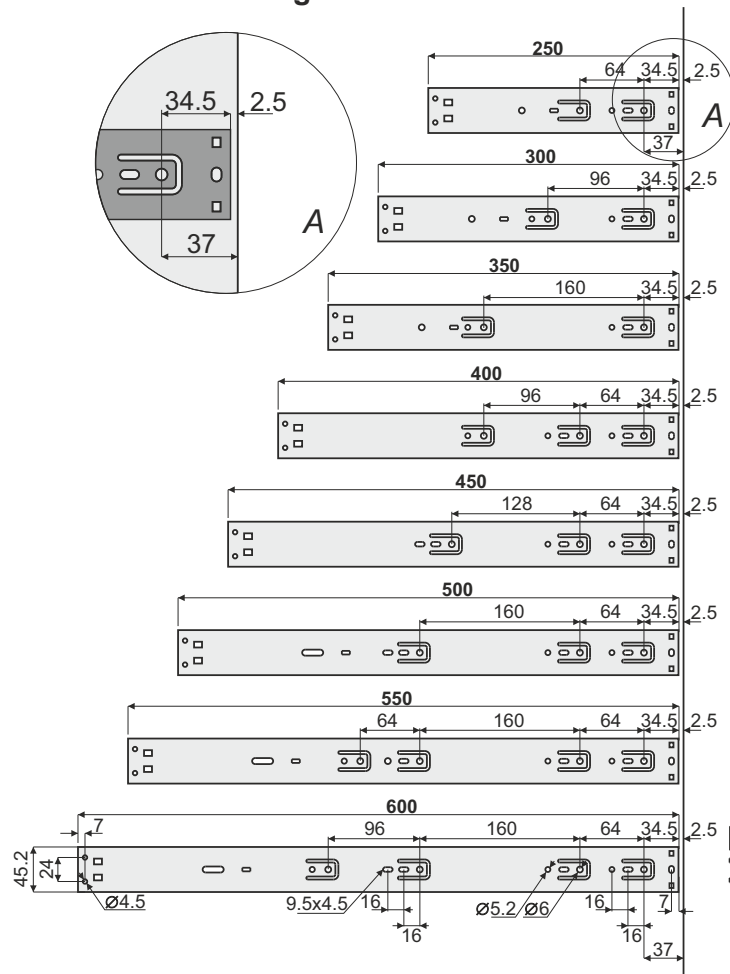


A	250	300	350	400	450	500	550	600
B	192±2	268±2	343±2	382±2	452±2	503±2	550±2	600±2

Slide disassembly



Attaching the slide to the carcass



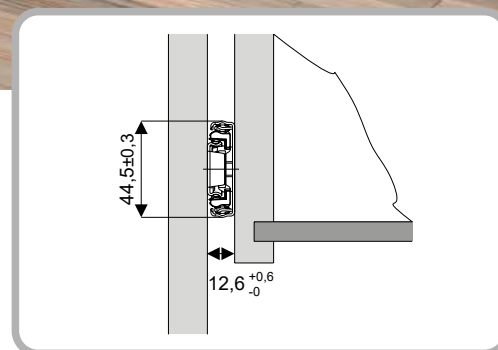
3.4 BALL BEARING DRAWER SLIDES - SVS

without soft-close / with soft-close / with PUSH system



New from Sevrö System – Ball bearing drawer slides SVS. This product is dedicated to wooden or chipboard drawers and will be an excellent solution in wardrobes, walk-in wardrobes, chests of drawers, kitchen and living room furniture as well as office and archive storage furniture.

In addition to the wide range of applications, their advantage is the full extension feature. This allows the drawer to be used comfortably with loads of up to 30 kg. Ball bearing drawer slides SVS are also available with a PUSH system and a soft-close, which further enhances the convenience of the furniture. The slides are available in a wide range of lengths from 250 to 550 mm. In addition to the silver colour, Sevrö System offers them in black. This is a unique proposition on the market, ideal as a decorative element for the now fashionable loft interiors. The estimated number of opening and closing cycles is as high as 60,000, making these slides an extremely durable solution for many years.



CHARACTERISTICS

► Application	Drawer slides for wooden drawers
► Filling	Any material
► Available lengths	250, 300, 350, 400, 450, 500, 550 mm
► Construction	Metal with integrated function
► Max. loading	Without soft-close 30 kg / with PUSH open 25 kg / with soft-close 25 kg
► Number of test cycles	60 000
► Color	Silver, black
► Sales programme	These slides are sold in sets

USAGE

► Walk-in wardrobes, wardrobes, office furniture, archives

without soft-close / with soft-close / with PUSH system

Ball bearing drawer slides



CODE	COLOUR	LENGTH (mm)	HEIGHT (mm)	COLLECTIVE PACKAGING	PRICED PER
06130	SILVER	250	45	15	set
06131	SILVER	300	45	15	set
06132	SILVER	350	45	15	set
06133	SILVER	400	45	15	set
06134	SILVER	450	45	15	set
06135	SILVER	500	45	15	set
06136	SILVER	550	45	15	set
06173	BLACK	250	45	15	set
06174	BLACK	300	45	15	set
06175	BLACK	350	45	15	set
06176	BLACK	400	45	15	set
06177	BLACK	450	45	15	set
06178	BLACK	500	45	15	set
06179	BLACK	550	45	15	set

Ball bearing drawer slides with soft-close



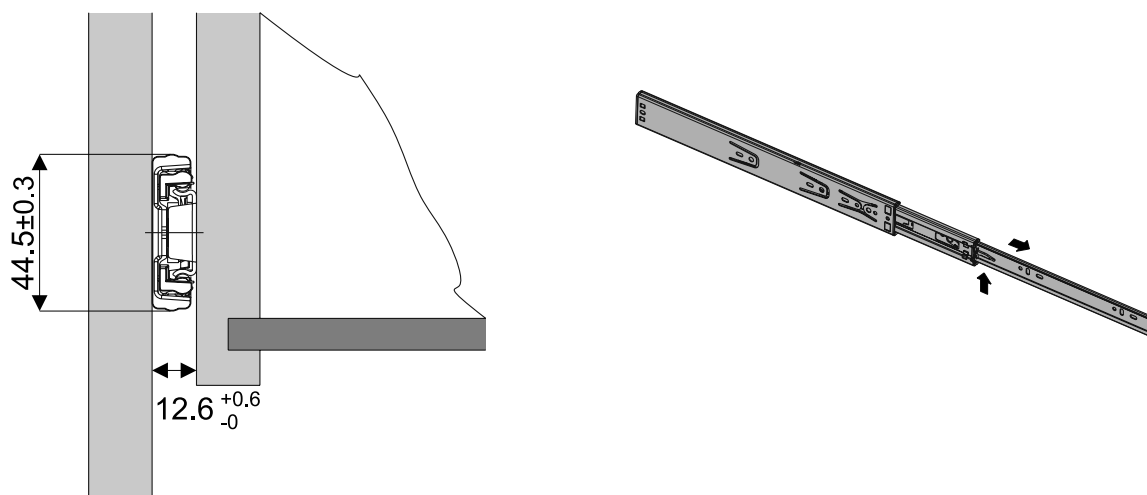
CODE	COLOUR	LENGTH (mm)	HEIGHT (mm)	COLLECTIVE PACKAGING	PRICED PER
06137	SILVER	250	45	15	set
06138	SILVER	300	45	15	set
06139	SILVER	350	45	15	set
06140	SILVER	400	45	15	set
06141	SILVER	450	45	15	set
06142	SILVER	500	45	15	set
06143	SILVER	550	45	15	set
06180	BLACK	250	45	15	set
06181	BLACK	300	45	15	set
06182	BLACK	350	45	15	set
06183	BLACK	400	45	15	set
06184	BLACK	450	45	15	set
06185	BLACK	500	45	15	set
06186	BLACK	550	45	15	set

Ball bearing drawer slides with PUSH system

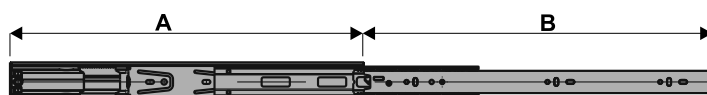


CODE	COLOUR	LENGTH (mm)	HEIGHT (mm)	COLLECTIVE PACKAGING	PRICED PER
06144	SILVER	250	45	15	set
06145	SILVER	300	45	15	set
06146	SILVER	350	45	15	set
06147	SILVER	400	45	15	set
06148	SILVER	450	45	15	set
06149	SILVER	500	45	15	set
06150	SILVER	550	45	15	set
06187	BLACK	250	45	15	set
06188	BLACK	300	45	15	set
06189	BLACK	350	45	15	set
06190	BLACK	400	45	15	set
06191	BLACK	450	45	15	set
06192	BLACK	500	45	15	set
06193	BLACK	550	45	15	set

3.4 BALL BEARING DRAWER SLIDES - SVS

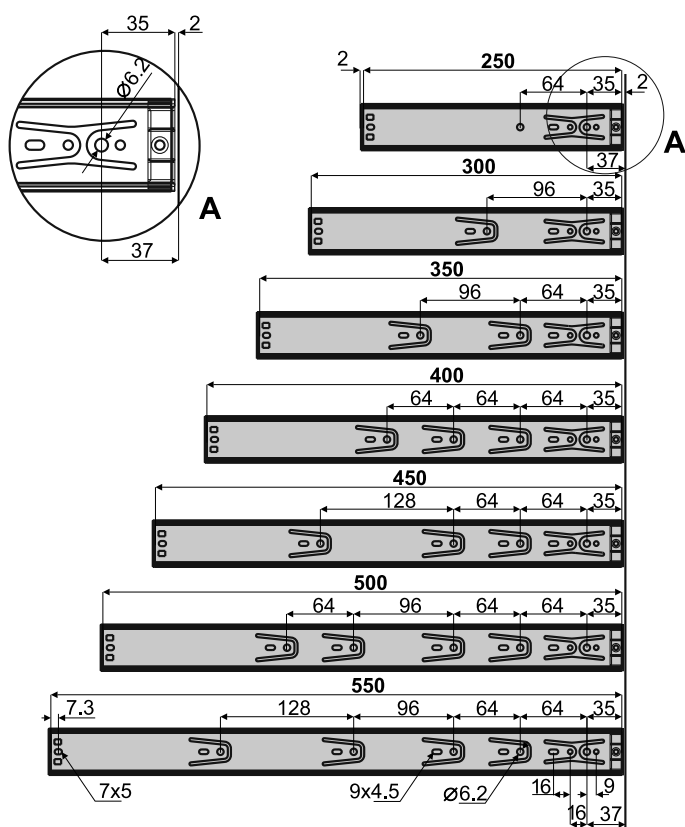


Slide length

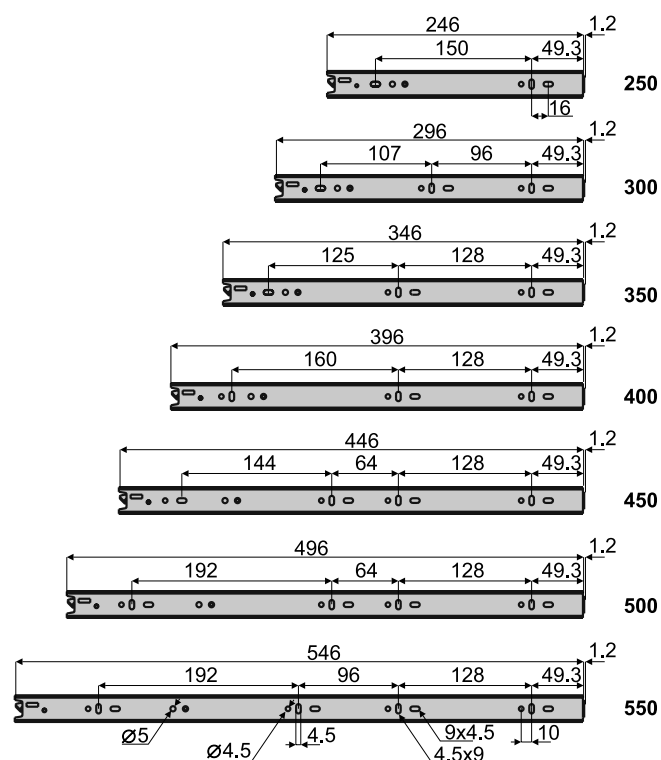


A	250	300	350	400	450	500	550
B	210±2	288±2	338±2	396±2	444±2	492±2	546±2


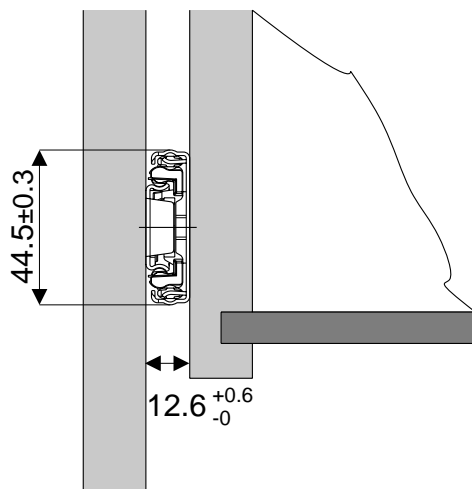
Attaching the slide to the carcass



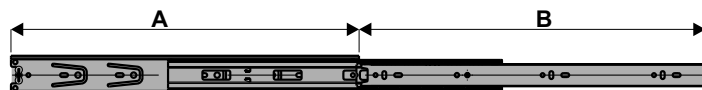
Attaching the slide to the drawer



with soft-close, with PUSH

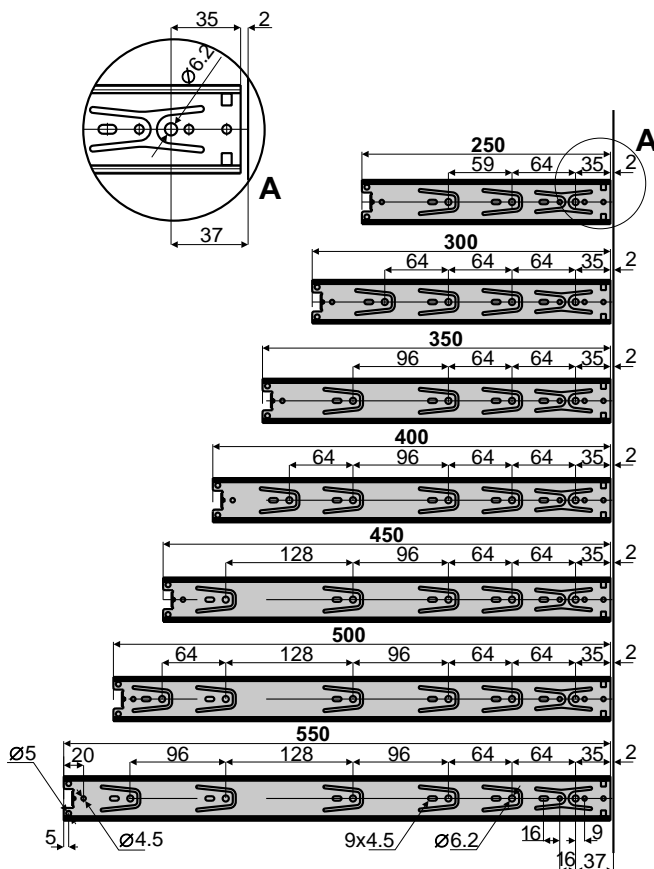


Slide length

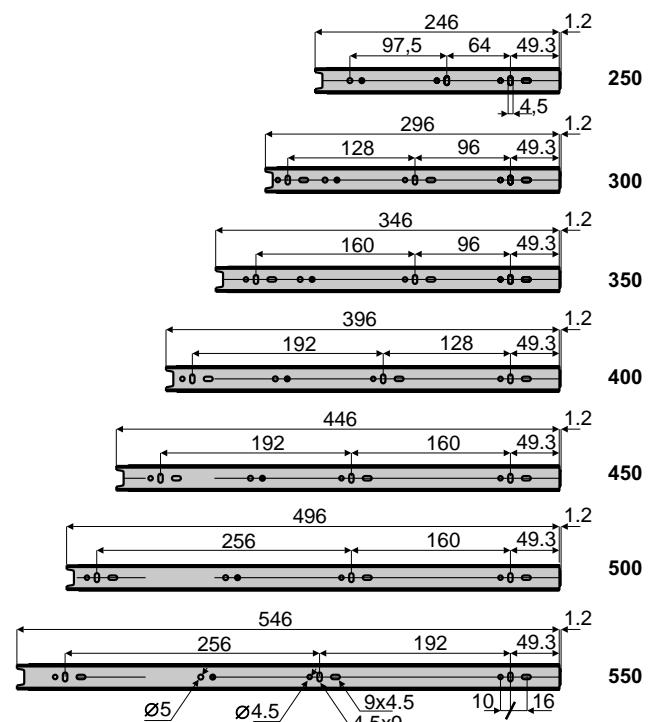


A	250	300	350	400	450	500	550
B	247 ± 2	298 ± 2	348 ± 2	398 ± 2	448 ± 2	497 ± 2	548 ± 2

Attaching the slide to the carcass



Attaching the slide to the drawer



4.1 SECRET - INVISIBLE HINGES

For aluminium frames and wooden doors, with soft-close



Invisible hinges SECRET is a new type of hinge offered by Sevröll. The design, which is recessed into the body and door wing, makes the hinge virtually invisible after installation. Its small, compact size allows it to blend in almost perfectly with the body of the furniture. The product can be used in wooden doors or those made on a frame profile, and its unique black colour scheme allows it to be adapted to any design.



CHARACTERISTICS

► Application	Installation of cabinet doors
► Door material	Aluminium profile for frames, e.g. Sevröll S06 profile or board 18 mm
► Construction	High-quality steel alloy
► Front thickness	min. 18 mm
► Number of test cycles	50 000
► Sales programme	Hinges are sold in sets

USAGE

- Carcass furniture – installation of doors

for aluminium frames and wooden doors, with soft-close

Invisible overlay hinge SECRET

for aluminium frames and wooden doors with soft-close (2pcs)



CODE	COLOUR	COLLECTIVE PACKAGING	PRICED PER
223267	SILVER	24	set
223266	METALLIC BLACK	24	set

- i** Set includes 2 hinges and a set of screws.
- i** Compatible with the S06 Sevroll frame profile.

Angle plate for hinge SECRET (4pcs)



CODE	COLLECTIVE PACKAGING	PRICED PER
223268	50	set

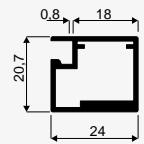
- i** Set includes 4 angle plates and a set of screws.

Frame profile S06

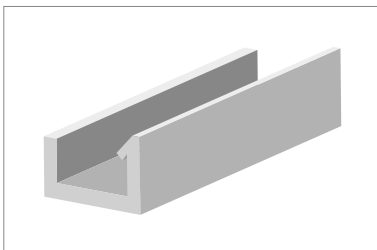


CODE	COLOUR	LENGTH (mm)	COLLECTIVE PACKAGING	PRICED PER
06473	SILVER	4000	12	item
06474	ANODISED BLACK	4000	12	item

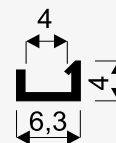
- i** Designed for hinges SECRET.



Gasket for frame profiles type II S01/S02/S04/S05/S06



CODE	COLOUR	COLLECTIVE PACKAGING	PRICED PER
20167	GREY	100	mb.
20421	BLACK	200	mb.

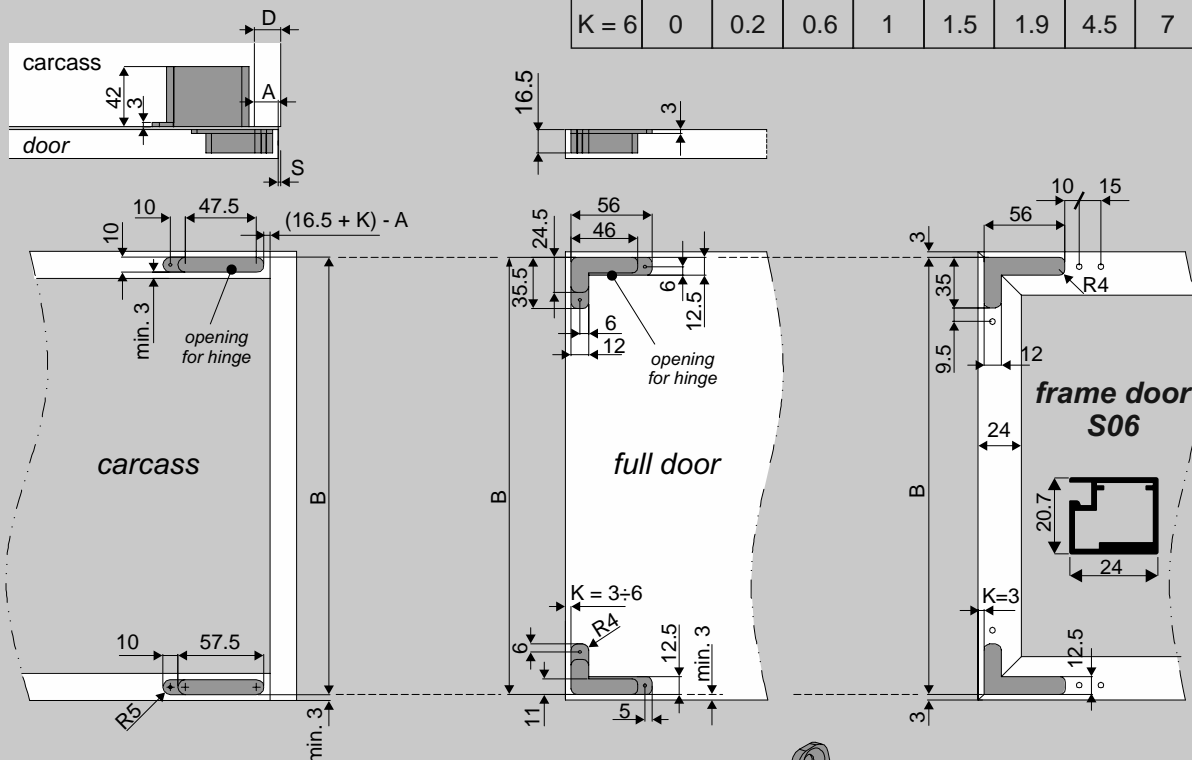


4.1 SECRET - INVISIBLE HINGES

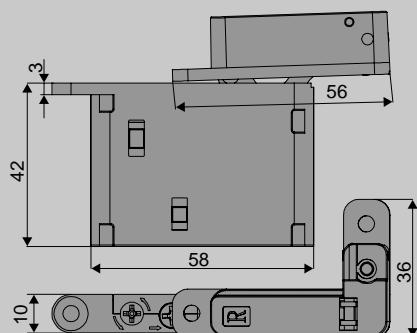
for aluminium frames and wooden doors, with soft-close

D - thickness of carcass side
A - overlay ($A = D - S$)
K - cup distance (3 to 6 mm)
S - gap

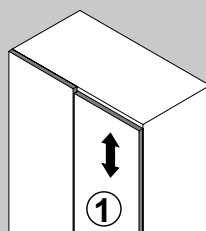
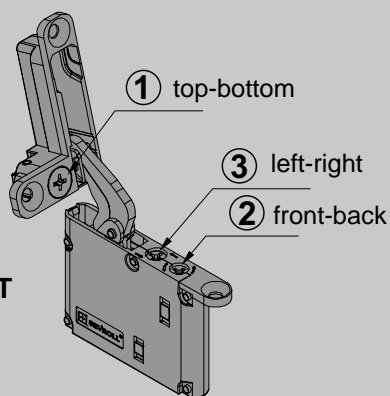
S	D=18	D=20	D=22	D=24	D=26	D=28	D=30	D=32
K = 3	0	0.2	0.6	1	2.3	4.9	7.5	10
K = 4	0	0.2	0.6	1	1.5	3.9	6.5	9
K = 5	0	0.2	0.6	1	1.5	2.9	5.5	8
K = 6	0	0.2	0.6	1	1.5	1.9	4.5	7



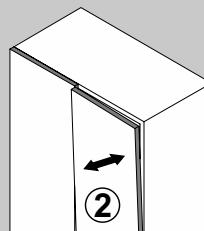
Full overlay hinge, soft-close
Maximum door weight 25 kg
Opening angle 105°



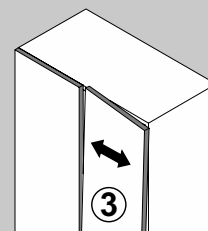
HINGE ADJUSTMENT



top-bottom
± 1.3 mm

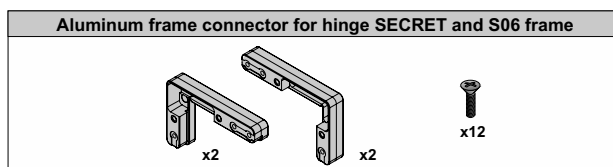
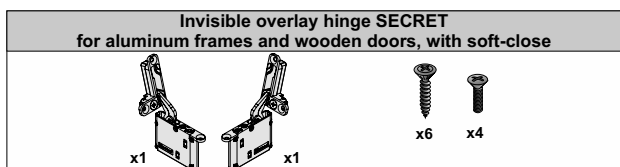


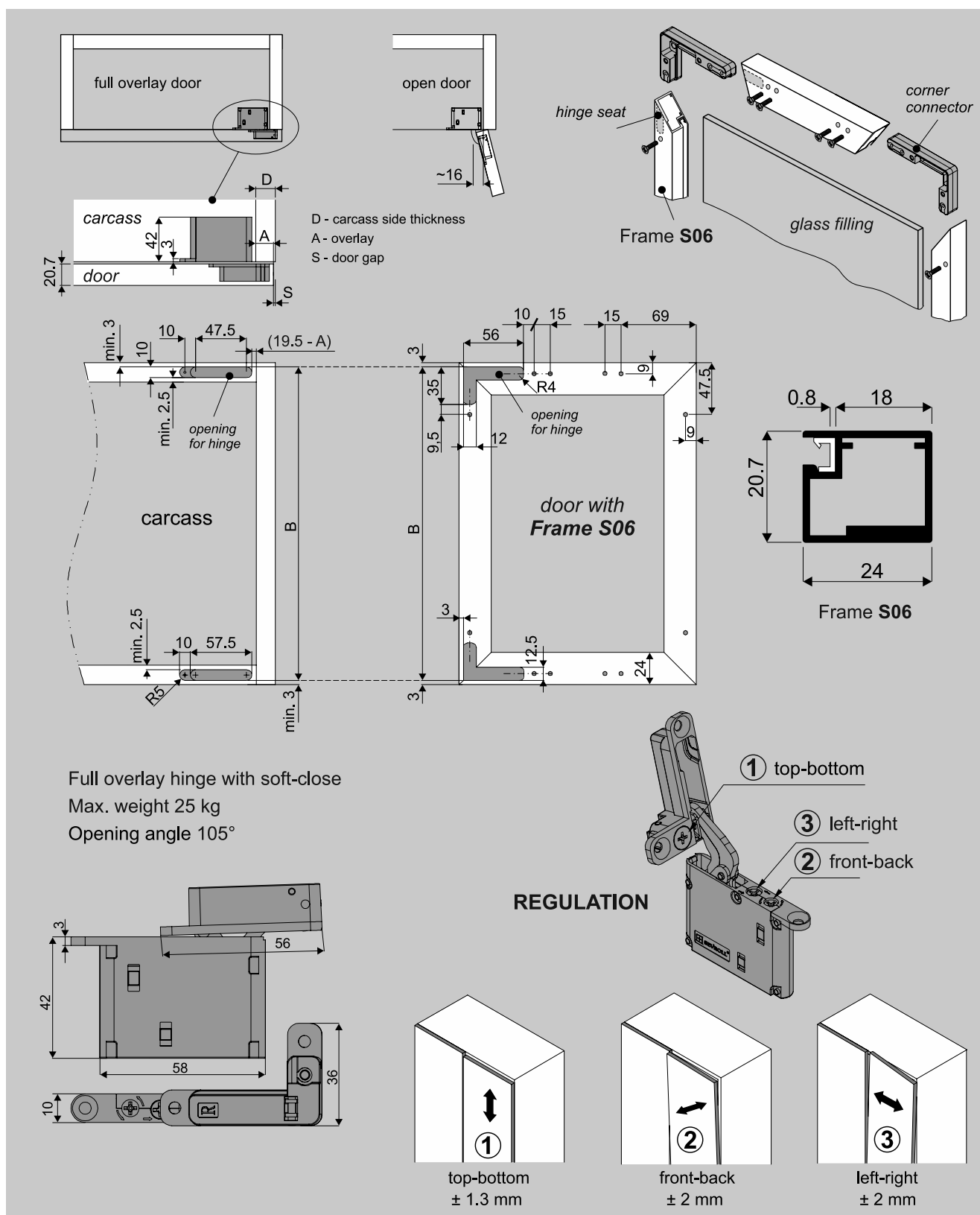
front-back
± 2 mm




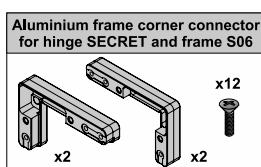
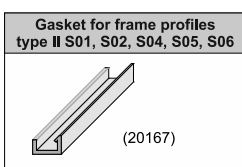
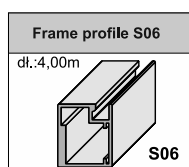
left-right
± 2 mm

COMPONENTS





COMPONENTS



ADDITIONAL COMPONENTS

4.2 ALUMINIUM FRAMES - CLIP-ON HINGES

Hinges 3D for aluminium frames, clip-on with soft-close



The new **Sevroll hinges for aluminium frames** are designed for door wings made on a narrow frame profile, e.g. the S01 Sevroll frame profile. Adjustment in 3 planes allows for precise installation, and the integrated soft-close system increases the comfort of everyday use. The product is available in black, making it an additional decorative element of the interior.



CHARACTERISTICS

► Application	Installation of cabinet doors
► Door material	Narrow aluminium profile for frames, e.g. Sevroll S01 profile
► Construction	High-quality steel alloy
► Front thickness	From 20 mm to 23 mm
► Number of test cycles	50 000
► Sales programme	Hinges are sold in sets

USAGE

- Carcass furniture – installation of doors

FULL OVERLAY hinge 3D for aluminium frames – soft-close clip-on hinges (2 pcs)

CODE	COLOUR	COLLECTIVE PACKAGING	PRICED PER
223222	SILVER	50	set
223225	METALLIC BLACK	50	set

i Set includes 2 hinges, 2 mounting plates, plus cup/arm cover caps.
Comfortable 3-dimensional adjustment
Compatible with the S01 Sevrall frame profile.

HALF OVERLAY hinge 3D for aluminium frames – soft-close clip-on hinges (2 pcs)

CODE	COLOUR	COLLECTIVE PACKAGING	PRICED PER
223223	SILVER	25	set
223226	METALLIC BLACK	25	set

i Set includes 2 hinges, 2 mounting plates, plus cup/arm cover caps.
Comfortable 3-dimensional adjustment
Compatible with the S01 Sevrall frame profile.

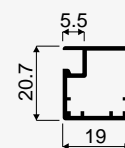
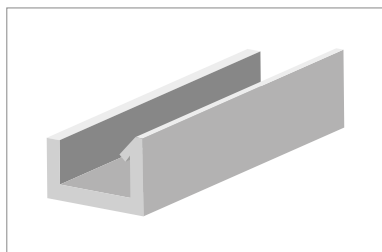
INSET hinge 3D for aluminium frames – soft-close clip-on hinges (2 pcs)

CODE	COLOUR	COLLECTIVE PACKAGING	PRICED PER
223224	SILVER	25	set
223227	METALLIC BLACK	25	set

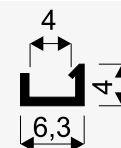

i Set includes 2 hinges, 2 mounting plates, plus cup/arm cover caps.
Comfortable 3-dimensional adjustment
Compatible with the S01 Sevrall frame profile.

Frame profile S01 II

CODE	COLOUR	LENGTH (mm)	COLLECTIVE PACKAGING	PRICED PER
04187	SILVER	4000	24	item
04321-Y	LIGHT BROWN BRUSHED	4000	24	item
05819	ANODISED BLACK	4000	24	item
06111	GOLD/BRASS	4000	24	item
06207	BLACK TEXTURED PAINTED	4000	24	item

**Gasket for frame profiles type II S01/S02/S04/S05/S06**

CODE	COLOUR	COLLECTIVE PACKAGING	PRICED PER
20167	GREY	100	mb.
20421	BLACK	200	mb.


**Angle plate S01 (16x45mm)**

CODE	COLLECTIVE PACKAGING	PRICED PER
20008	1000	set

4.2 ALUMINIUM FRAMES - CLIP-ON HINGES

soft-close clip-on hinges

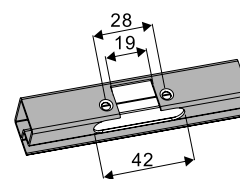
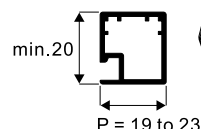
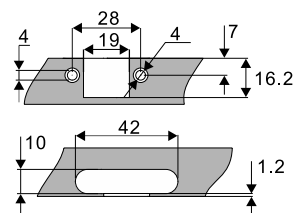
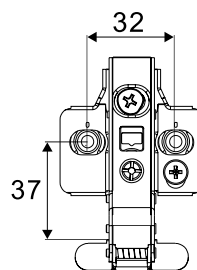
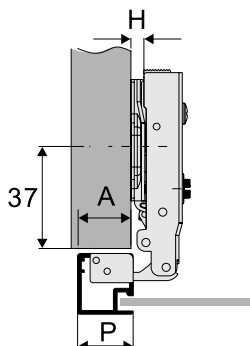
Full overlay 3D hinge – clip on with soft close for aluminium frame




Mounting plate H = 0

P	19	20	21	22	23
A	17	18	19	20	21

P – cup distance
A – overlay



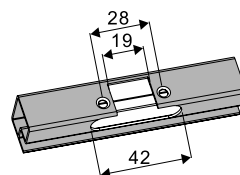
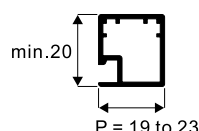
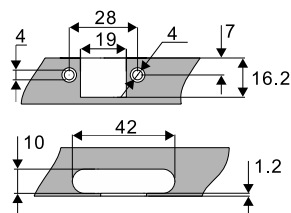
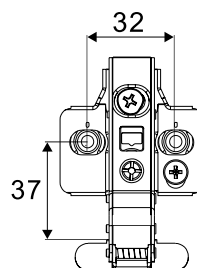
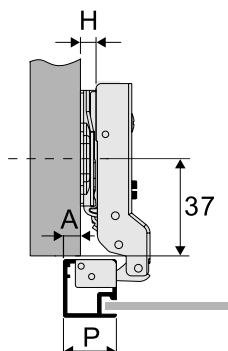
Half overlay 3D hinge – clip on with soft close for aluminium frame




Mounting plate H = 0

P	19	20	21	22	23
A	7	8	9	10	11

P – cup distance
A – overlay



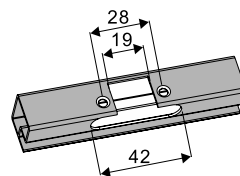
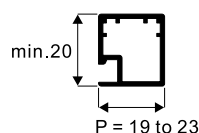
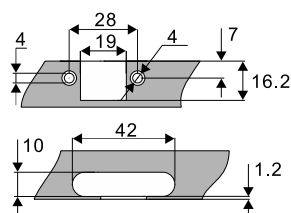
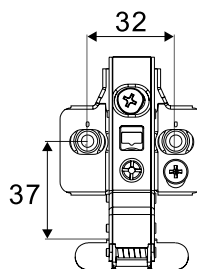
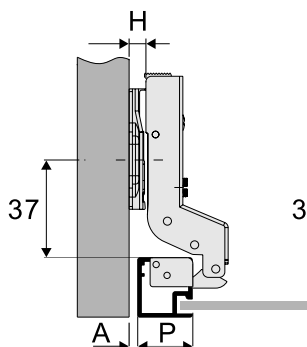
Inset 3D hinge – clip on with soft close for aluminium frame

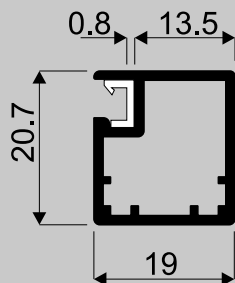
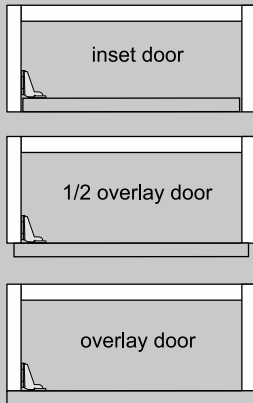


Mounting plate H = 0

P	19	20	21	22	23
A	1	0	-1	-2	-3

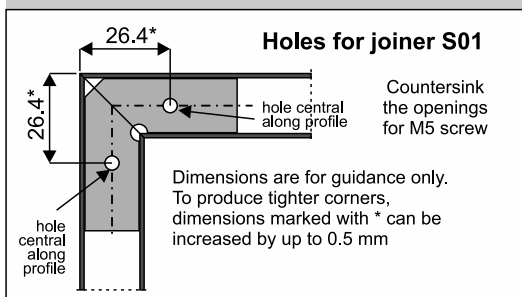
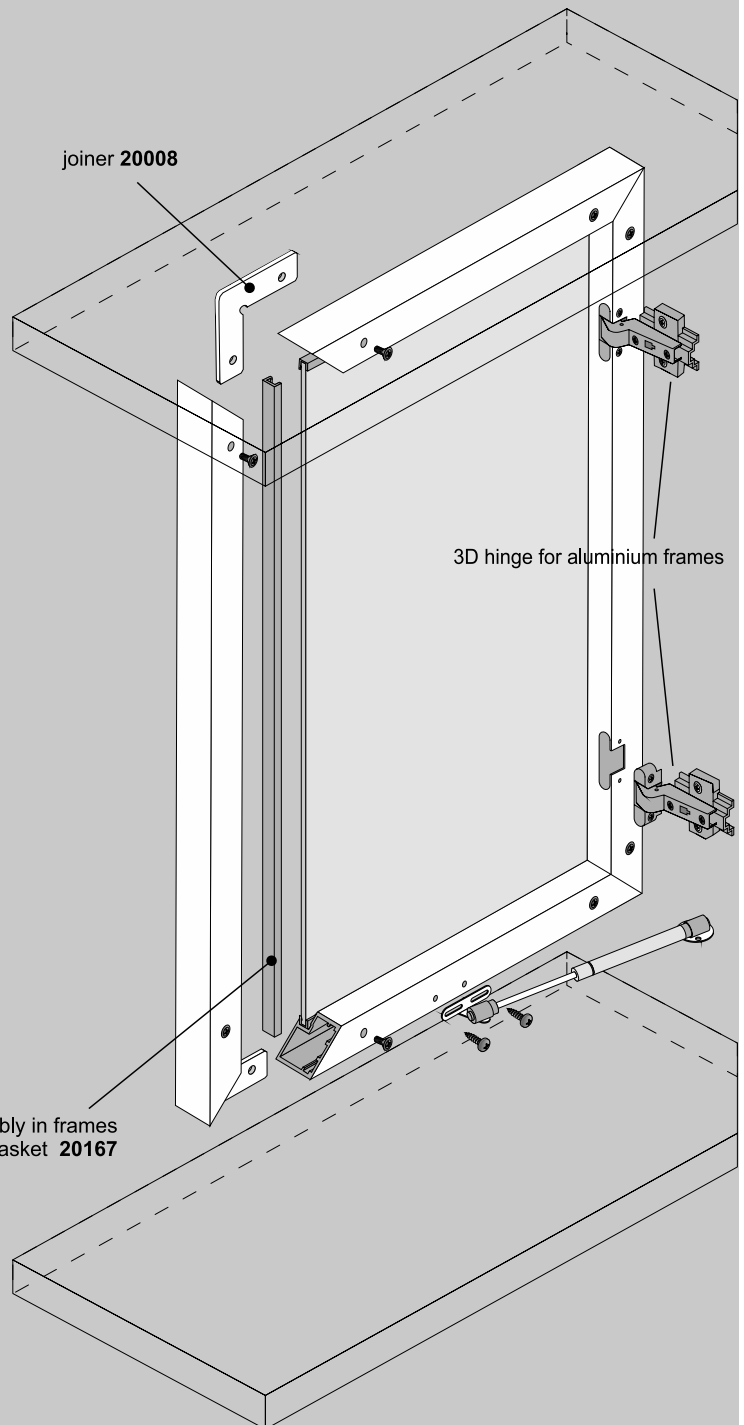
P – cup distance
A – gap



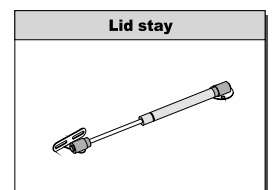
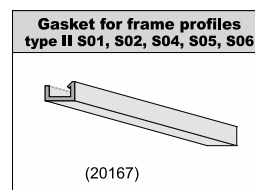
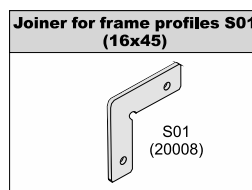
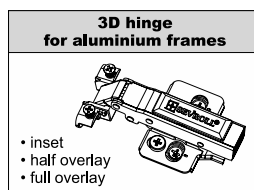
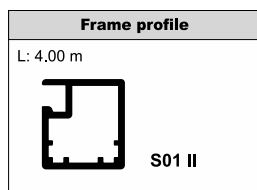


Frame S01 II

glass assembly in frames
with gasket 20167



COMPONENTS



ATTENTION! Remove protective film from aluminium elements (handles, tracks, connectors, etc.) prior to cutting them to the desired size. Film removal will reveal quality issues (eg. scratches)

4.3 PRO - CLIP-ON HINGES



PRO hinges are a technologically advanced solution that meets the highest requirements in terms of precision, durability and functionality. Thanks to the use of a **3D worm gear**, which allows for **increased adjustment in three planes** – vertical, horizontal and depth – the installation and adjustment of fronts becomes quick, easy and extremely accurate. The innovative design allows the **soft-close mechanism to be activated even with minimal opening of the front**, ensuring maximum comfort of use.

PRO hinges are characterised by **exceptional rigidity**, which makes them ideal for **larger and heavier fronts**, ensuring their stability and durability. The possibility of adjustment without unscrewing the counter screws makes subsequent adjustments much easier, saving time and effort. Compatibility with fronts from 15 to 22 mm thick makes them a universal solution, ideal for both modern and classic designs.

Sevroll PRO hinges are synonymous with **reliability and perfection** – the choice of professionals who value uncompromising quality.

CHARACTERISTICS

► Application	Installation of cabinet doors
► Door material	Wooden and MDF board over 15 mm
► Construction	High-quality steel alloy
► Front thickness	From 15 mm to 22 mm
► Number of test cycles	80 000
► Sales programme	Hinges are sold in sets

USAGE

- Carcass furniture – installation of doors

Hinge 3D PRO with eccentric adjustment – hole spacing 45 mm ø 35 mm

FULL OVERLAY hinge 3D PRO with eccentric adjustment – hole spacing 45 mm ø 35 mm, clip-on with soft-close (2pcs)



CODE	COLOUR	COLLECTIVE PACKAGING	PRICED PER
223736	SILVER	50	set

i Set includes 2 hinges, 2 mounting plates, plus cup/arm cover caps. Comfortable 3-dimensional adjustment.

HALF OVERLAY hinge 3D PRO with eccentric adjustment – hole spacing 45 mm ø 35 mm, clip-on with soft-close (2pcs)



CODE	COLOUR	COLLECTIVE PACKAGING	PRICED PER
223737	SILVER	50	set

i Set includes 2 hinges, 2 mounting plates, plus cup/arm cover caps. Comfortable 3-dimensional adjustment.

INSET hinge 3D PRO with eccentric adjustment – hole spacing 45 mm ø 35 mm, clip-on with soft-close (2 pcs)



CODE	COLOUR	COLLECTIVE PACKAGING	PRICED PER
223738	SILVER	50	set

i Set includes 2 hinges, 2 mounting plates, plus cup/arm cover caps. Comfortable 3-dimensional adjustment.

4.3 PRO - CLIP-ON HINGES

Hinges PRO, hole spacing 45 mm ø 35 mm

FULL OVERLAY hinge PRO, hole spacing 45 mm ø 35 mm – soft-close clip-on hinges (2 pcs)



CODE	COLOUR	COLLECTIVE PACKAGING	PRICED PER
223733	SILVER	50	set

i Set includes 2 hinges, 2 mounting plates, plus cup/arm cover caps.

HALF OVERLAY hinge PRO, hole spacing 45 mm ø 35 mm – soft-close clip-on hinges (2 pcs)



CODE	COLOUR	COLLECTIVE PACKAGING	PRICED PER
223734	SILVER	50	set

i Set includes 2 hinges, 2 mounting plates, plus cup/arm cover caps.

INSET hinge PRO, hole spacing 45 mm ø 35 mm – soft-close clip-on hinges (2 pcs)



CODE	COLOUR	COLLECTIVE PACKAGING	PRICED PER
223735	SILVER	50	set

i Set includes 2 hinges, 2 mounting plates, plus cup/arm cover caps.

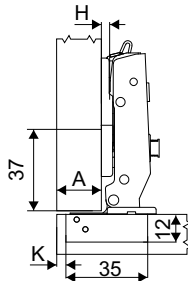
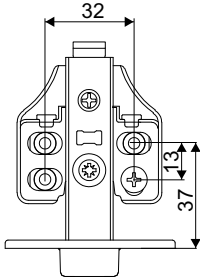
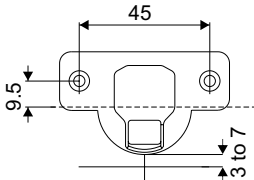
4.3 PRO - CLIP-ON HINGES

Full overlay 3D PRO hinge

Mounting plate H = 0

K	3	4	5	6	7
A	18	19	20	21	22

K - cup distance
A - overlay

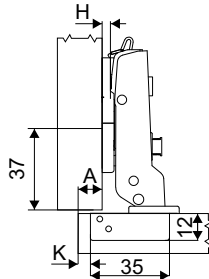
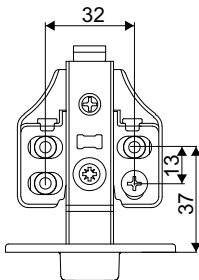
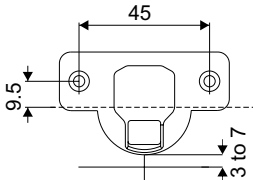


Half overlay 3D PRO hinge

Mounting plate H = 0

K	3	4	5	6	7
A	8	9	10	11	12

K - cup distance
A - overlay

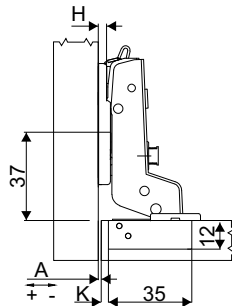
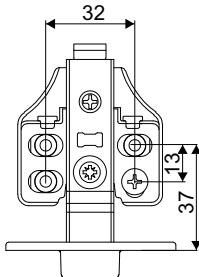
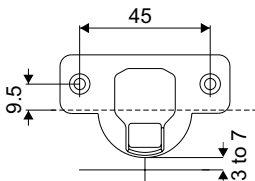


Inset 3D PRO hinge

Mounting plate H = 0

K	3	4	5	6	7
A	1	0	-1	-2	-3

K - cup distance
A - overlay



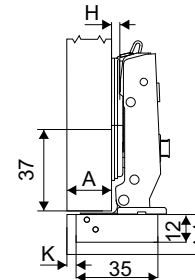
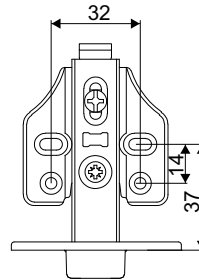
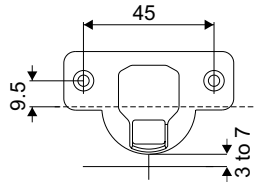
Full overlay PRO hinge

Mounting plate H = 0

K	3	4	5	6	7
A	17	18	19	20	21

K - cup distance

A - overlay



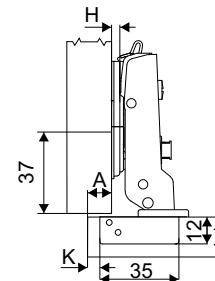
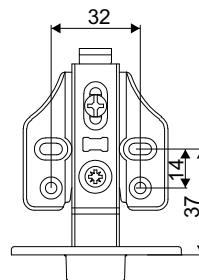
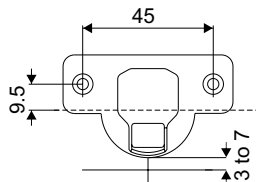
Half overlay PRO hinge

Mounting plate H = 0

K	3	4	5	6	7
A	8	9	10	11	12

K - cup distance

A - overlay



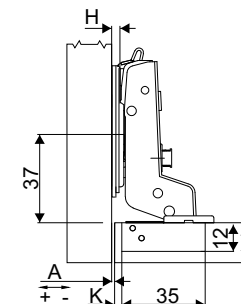
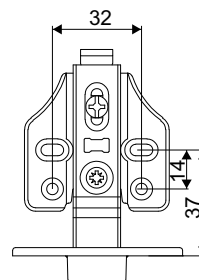
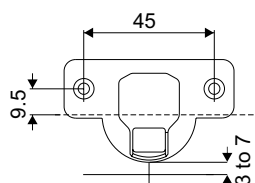
Inset PRO hinge

Mounting plate H = 0

K	3	4	5	6	7
A	1	0	-1	-2	-3

K - cup distance

A - overlay



4.4 STANDARD - CLIP-ON HINGES



Sevroll hinges – the right option for fixing doors

A silent closing mechanism is an option that increases the comfort of furniture use. The use of clip-on hinges together with a silent closing mechanism means that the door is defended against a loud slam. Sour buffering system also works during the final phase of opening – weakened tension during this phase prevents light door fronts from hitting. The standard hinge offer is complemented by a 4 screw universal mounting plate, this accommodates large and heavy door fronts. Hinges with premounting screws and hinges with smooth regulation allow easier and more accurate adjustment. Sevroll always focuses on the quality of workmanship and tested materials, this is why our hinges come with a guarantee of 80,000 open-close cycles. In practice, this ensures many years of reliable operation whilst remaining within full operational parameters.



CHARACTERISTICS


► Application	Installation of cabinet doors
► Door material	Wooden and MDF board over 15 mm
► Construction	High-quality steel alloy
► Front thickness	from 15 mm to 24 mm
► Number of test cycles	80 000
► Sales programme	Hinges are sold in both sets and as elements

USAGE

- Carcass furniture – installation of doors and flaps

Hinge 3D with eccentric adjustment – hole spacing 45 mm ø35 mm

FULL OVERLAY hinge 3D with eccentric adjustment – hole spacing 45 mm 0 35 mm,
clip on with soft close (2pcs)




CODE	COLOUR	COLLECTIVE PACKAGING	PRICED PER
223112	SILVER	50	set

i Set includes 2 hinges, 2 mounting plates, plus cup/arm cover caps. Comfortable 3-dimensional adjustment.

i Opening angle limiter available.

HALF OVERLAY HINGE 3D with eccentric adjustment – hole spacing 45 mm 0 35 mm,
clip on with soft close (2pcs)



CODE	COLOUR	COLLECTIVE PACKAGING	PRICED PER
223113	SILVER	50	set

i Set includes 2 hinges, 2 mounting plates, plus cup/arm cover caps. Comfortable 3-dimensional adjustment.

INSET hinge 3D with eccentric adjustment – hole spacing 45 mm 0 35 mm,
clip on with soft close (2 pcs)




CODE	COLOUR	COLLECTIVE PACKAGING	PRICED PER
223114	SILVER	50	set

i Set includes 2 hinges, 2 mounting plates, plus cup/arm cover caps. Comfortable 3-dimensional adjustment.

4.4 STANDARD - CLIP-ON HINGES

Hinges, hole spacing 45 mm ø35 mm

FULL OVERLAY hinge, hole spacing 45 mm ø 35 mm – soft-close clip-on hinges (2 pcs)



CODE	COLOUR	COLLECTIVE PACKAGING	PRICED PER
223032	SILVER	50	set

- i** Set includes 2 hinges, 2 mounting plates, plus cup/arm cover caps.
- i** Opening angle limiter available.


HALF OVERLAY hinge, hole spacing 45 mm ø 35 mm – soft-close clip-on hinges (2 pcs)



CODE	COLOUR	COLLECTIVE PACKAGING	PRICED PER
223033	SILVER	50	set

- i** Set includes 2 hinges, 2 mounting plates, plus cup/arm cover caps.

INSET hinge, hole spacing 45 mm ø 35 mm – soft-close clip-on hinges (2 pcs)



CODE	COLOUR	COLLECTIVE PACKAGING	PRICED PER
223034	SILVER	50	set

- i** Set includes 2 hinges, 2 mounting plates, plus cup/arm cover caps.

Hinges without mounting plate with ECCENTRIC ADJUSTMENT, hole spacing 45 mm ø35 mm

FULL OVERLAY hinge with eccentric adjustment, hole spacing 45 mm ø 35 mm, clip on with soft-close (1 pc.)



CODE	COLOUR	COLLECTIVE PACKAGING	PRICED PER
223115	SILVER	100	item

- i** Hinge sold individually.
- i** Opening angle limiter available.

HALF OVERLAY hinge with eccentric adjustment, hole spacing 45 mm ø 35 mm, clip on with soft-close (1 pc.)



CODE	COLOUR	COLLECTIVE PACKAGING	PRICED PER
223116	SILVER	100	item

- i** Hinge sold individually.

INSET hinge with eccentric adjustment hole spacing 45 mm ø 35 mm, clip on with soft-close (1 pc.)



CODE	COLOUR	COLLECTIVE PACKAGING	PRICED PER
223117	SILVER	100	item

- i** Hinge sold individually.

4.4 STANDARD - CLIP-ON HINGES

Hinges without mounting plate, hole spacing 45 mm ø35 mm

FULL OVERLAY hinge without mounting plate – hole spacing 45 mm ø 35 mm – soft-close clip-on hinges (1 pc.)



CODE	COLOUR	COLLECTIVE PACKAGING	PRICED PER
222969	SILVER	100	item

- i** Hinge without mounting plate sold individually.
- i** Opening angle limiter available.

HALF OVERLAY hinge without mounting plate –hole spacing 45 mm ø 35 mm –soft-close clip-on hinges (1 pc.)



CODE	COLOUR	COLLECTIVE PACKAGING	PRICED PER
222970	SILVER	100	item

- i** Hinge without mounting plate sold individually.

INSET hinge without mounting plate – hole spacing 45 mm ø 35 mm – soft-close clip-on hinges (1 pc.)



CODE	COLOUR	COLLECTIVE PACKAGING	PRICED PER
222971	SILVER	100	item

- i** Hinge without mounting plate sold individually.

i With hinges you must also purchase mounting plates from page 139

Mounting plates, cover caps

Universal mounting plate with premounting screws



CODE	COLOUR	COLLECTIVE PACKAGING	PRICED PER
222974	SILVER	100	item

i Mounting plate sold individually.

Universal mounting plate with 4 symmetrical holes



CODE	COLOUR	COLLECTIVE PACKAGING	PRICED PER
223031	SILVER	100	item

i Mounting plate sold individually.

Universal mounting plate with eccentric height adjustment



CODE	COLOUR	COLLECTIVE PACKAGING	PRICED PER
223018	SILVER	400	item

i Mounting plate sold individually.

4.5 STANDARD - CLIP-ON HINGES WITHOUT SPRING

FULL OVERLAY hinge without spring, hole spacing 45 mm ø 35 mm (2 pcs)



CODE	COLOUR	COLLECTIVE PACKAGING	PRICED PER
223132	SILVER	50	set

- i** Set includes 2 hinges, 2 mounting plates, plus cup/arm cover caps.
- i** Opening angle limiter available.

HALF OVERLAY hinge without spring, hole spacing 45 mm ø 35 mm (2 pcs)



CODE	COLOUR	COLLECTIVE PACKAGING	PRICED PER
223218	SILVER	50	set

- i** Set includes 2 hinges, 2 mounting plates, plus cup/arm cover caps.

INSET hinge without, hole spacing 45 mm ø 35 mm (2 pcs)



CODE	COLOUR	COLLECTIVE PACKAGING	PRICED PER
223219	SILVER	50	set

- i** Set includes 2 hinges, 2 mounting plates, plus cup/arm cover caps.

ANGLED hinge 155° without spring ZERO PROTRUSION,
hole spacing 45 ø 35 mm clip-on hinges (2 pcs)



CODE	COLOUR	COLLECTIVE PACKAGING	PRICED PER
223743	SILVER	100	set

- i** Set includes 2 hinges, 2 mounting plates, plus cup/arm cover caps.


ANGLED Hinge 30°, hole spacing 45 ø 35 mm soft-close clip-on hinges (2 pcs)



CODE	COLOUR	COLLECTIVE PACKAGING	PRICED PER
223043	SILVER	50	set

i Set includes 2 hinges, 2 mounting plates, plus cup/arm cover caps and screws. Additionally these hinges have eccentric depth regulation. Used for front thickness from 14 mm to 22 mm

ANGLED Hinge 45°, hole spacing 45 ø 35 mm soft-close clip-on hinges (2 pcs)



CODE	COLOUR	COLLECTIVE PACKAGING	PRICED PER
223044	SILVER	50	set

i Set includes 2 hinges, 2 mounting plates, plus cup/arm cover caps and screws. Additionally these hinges have eccentric depth regulation. Used for front thickness from 14 mm to 22 mm

ANGLED Hinge 90°, hole spacing 45 ø 35 mm soft-close clip-on hinges (2 pcs)



CODE	COLOUR	COLLECTIVE PACKAGING	PRICED PER
223045	SILVER	50	set

i Set includes 2 hinges, 2 mounting plates, plus cup/arm cover caps and screws. Additionally these hinges have eccentric depth regulation. Used for front thickness from 14 mm to 22 mm

ANGLED Hinge 135°, hole spacing 45 ø 35 mm clip-on hinges (2 pcs)



CODE	COLOUR	COLLECTIVE PACKAGING	PRICED PER
223046	SILVER	50	set

i Set includes 2 hinges, 2 mounting plates, plus cup/arm cover caps and screws. Used for front thickness from 14 mm to 22 mm

4.5 ANGLED HINGES


ANGLED hinge 155° ZERO PROTRUSION, hole spacing 45 ø 35 mm soft-close clip-on hinges (2 pcs)



CODE	COLOUR	COLLECTIVE PACKAGING	PRICED PER
223094	SILVER	50	set

i Set includes 2 hinges, 2 mounting plates, plus cup/arm cover caps and screws. Additionally these hinges have eccentric depth regulation. Used for front thickness from 16 mm to 24 mm

FULL OVERLAY Hinge 165°, hole spacing 45 ø 35 mm soft-close clip-on hinges (2 pcs)

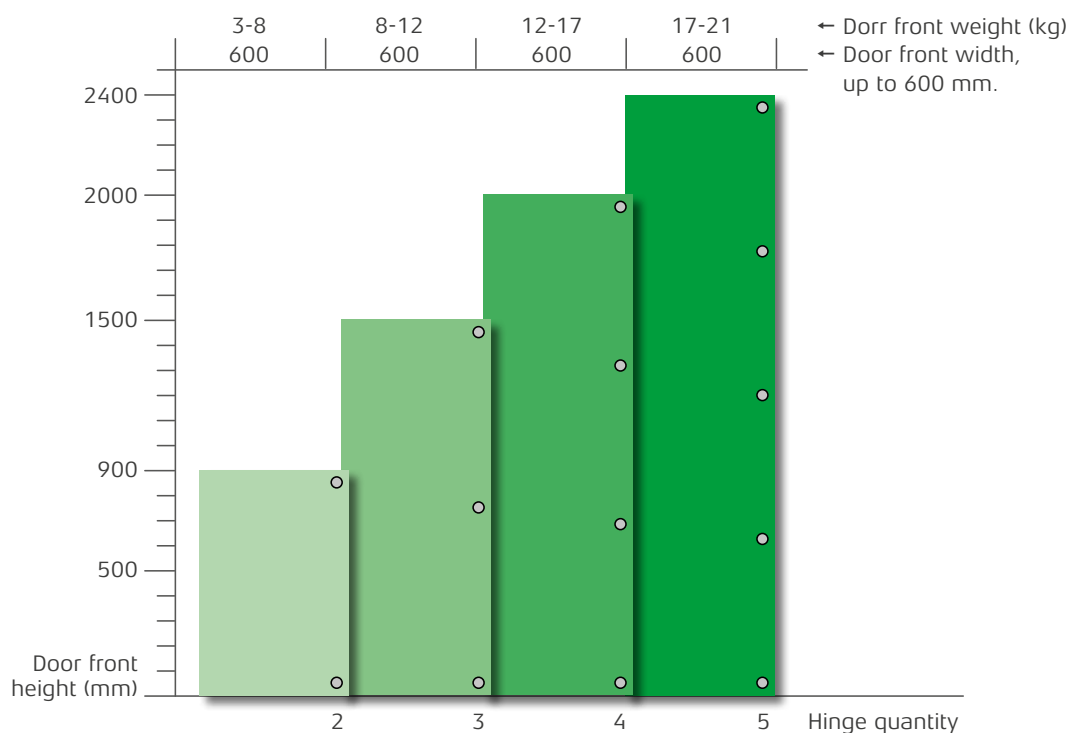


CODE	COLOUR	COLLECTIVE PACKAGING	PRICED PER
223047	SILVER	50	set

i Set includes 2 hinges, 2 mounting plates, plus cup/arm cover caps and screws. Additionally these hinges have eccentric depth regulation. Used for front thickness from 14 mm to 26 mm

HINGE QUANTIFIER

Determine the number of hinges required, depending on the height and weight of door fronts used

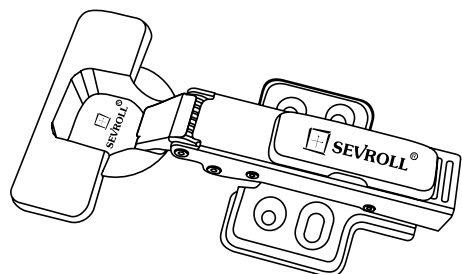


HINGE QUANTITY IS DEPENDENT ON:

- Door front width and height
 - Door front weight
 - Door front material
- For example: You should use 3 hinges if the door front height is 1500 mm and the weight is between 8-12 kg.

- Hinges 3D WITH ECCENTRIC ADJUSTMENT, hole spacing 45 mm $\varnothing 35$ mm
- Soft-close clip-on hinges, hole spacing 45 mm $\varnothing 35$ mm
- Hinges without spring, hole spacing 45 mm $\varnothing 35$ mm

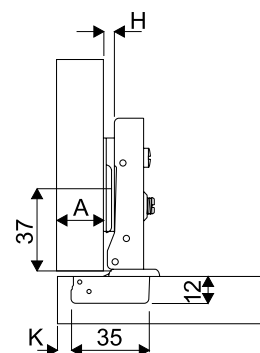
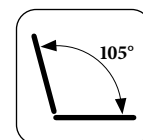
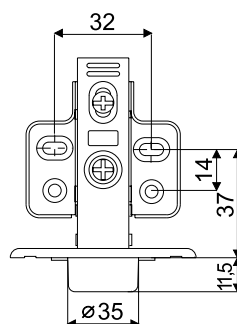
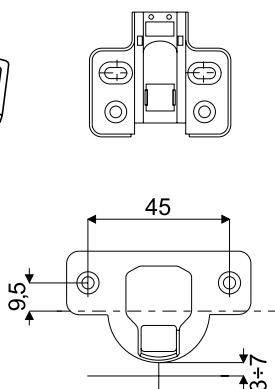
OVERLAY HINGE



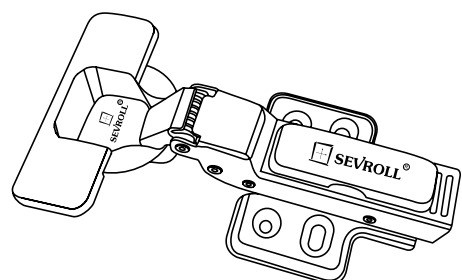
Mounting plate H = 0

K	3	4	5	6	7
A	17	18	19	20	21

K – cup distance
A – overlay



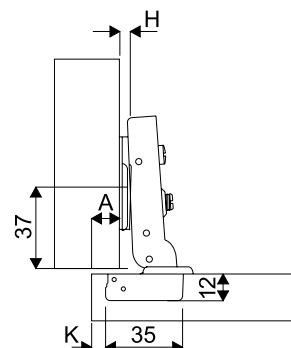
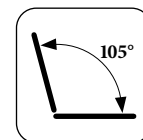
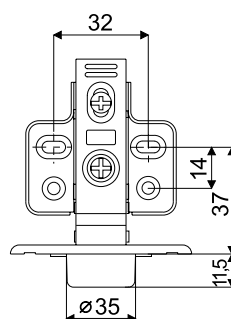
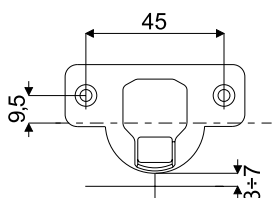
HALF OVERLAY HINGE



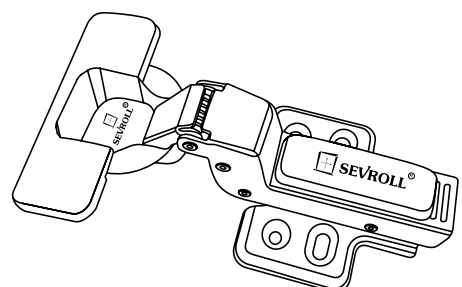
Mounting plate H = 0

K	3	4	5	6	7
A	8	9	10	11	12

K – cup distance
A – overlay



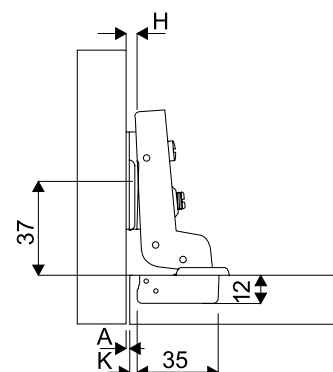
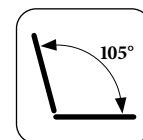
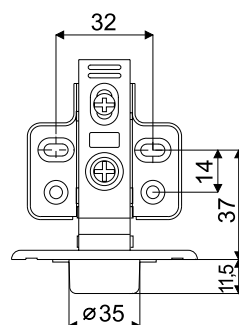
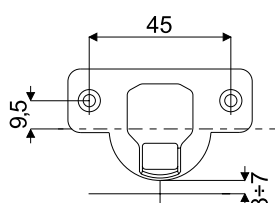
INSET HINGE



Mounting plate H = 0

K	3	4	5	6	7
A	1,5	0,5	-0,5	-1,5	-2,5

K – cup distance
A – overlay

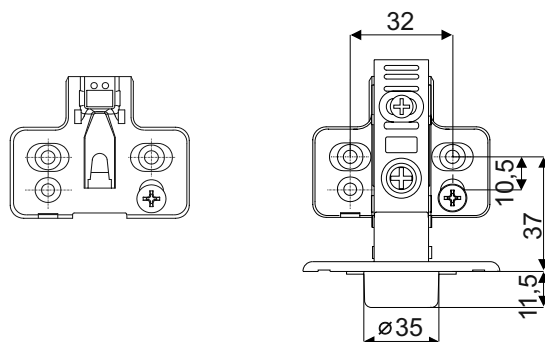


4 STANDARD - CLIP-ON HINGES

Universal mounting plates

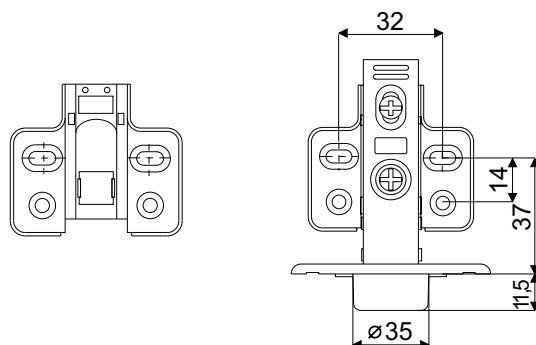
Universal mounting plate with eccentric height adjustment

Mounting plates work with hinges index no: 222969 / 222970 / 222971 / 223115 / 223117 / 223116



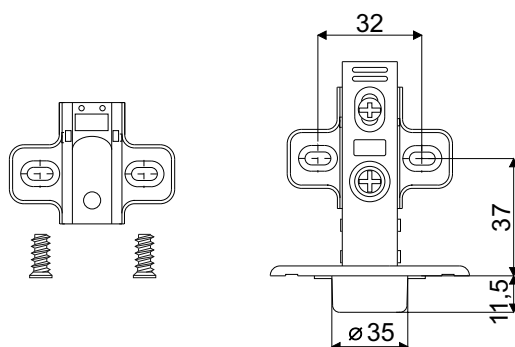
Universal mounting plate with 4 symmetrical holes

Mounting plates work with hinges index no: 222969 / 222970 / 222971 / 223115 / 223117 / 223116

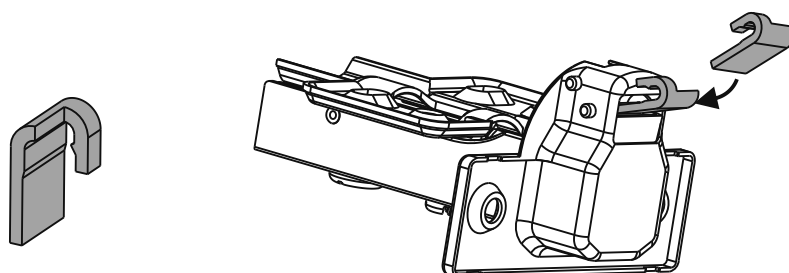


Universal mounting plate with premounting screws

Mounting plates work with hinges index no: 222969 / 222970 / 222971 / 223115 / 223117 / 223116



Hinge angle restrictor



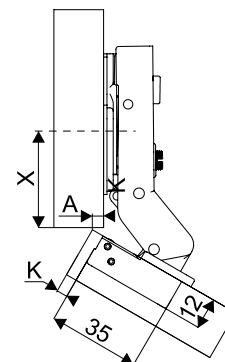
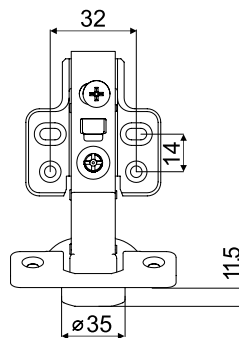
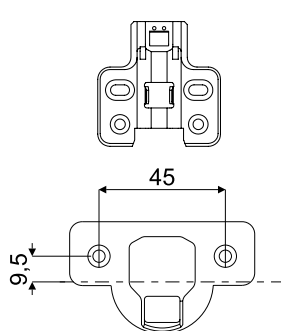
ANGLED hinges, hole spacing 45 mm \varnothing 35 mm

ANGLED hinge 30°

Mounting plate H = 0

K	4	5	6	7
A	2,5	3,4	4,3	5,2
X	35	34	33	32

K – cup distance
A – overlay
X – guide distance

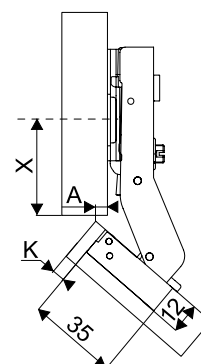
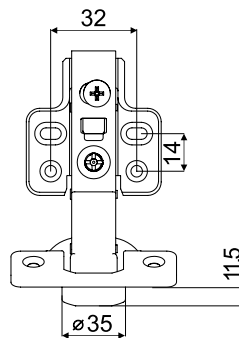
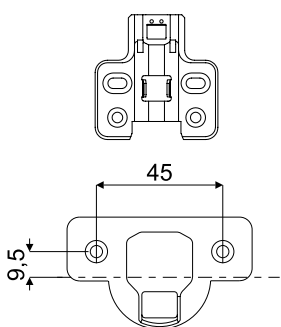


ANGLED hinge 45°

Mounting plate H = 0

K	4	5	6	7
A	4,5	5,4	6,3	7,2
X	37	36	35	34

K – cup distance
A – overlay
X – guide distance

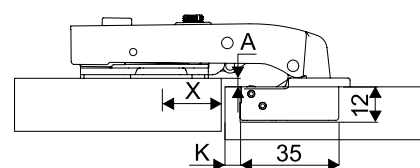
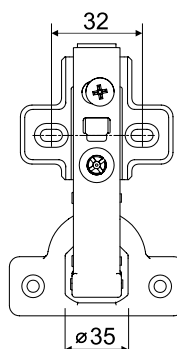
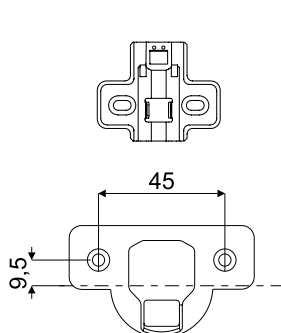


ANGLED hinge 90°

Mounting plate H = 0

K	4	5
A	2,8	2,8
X	20	19

K – cup distance
A – overlay
X – guide distance

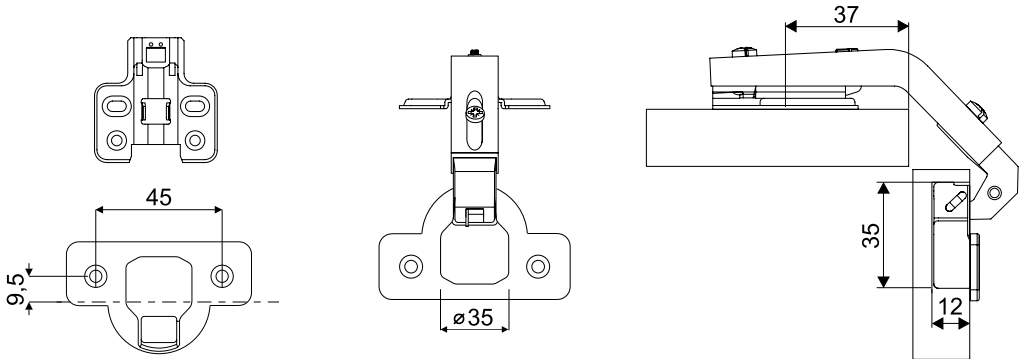


4 ANGLED HINGES

ANGLED hinges, hole spacing 45 mm ø 35 mm

ANGLED hinge 135°

Mounting plate
H = 0

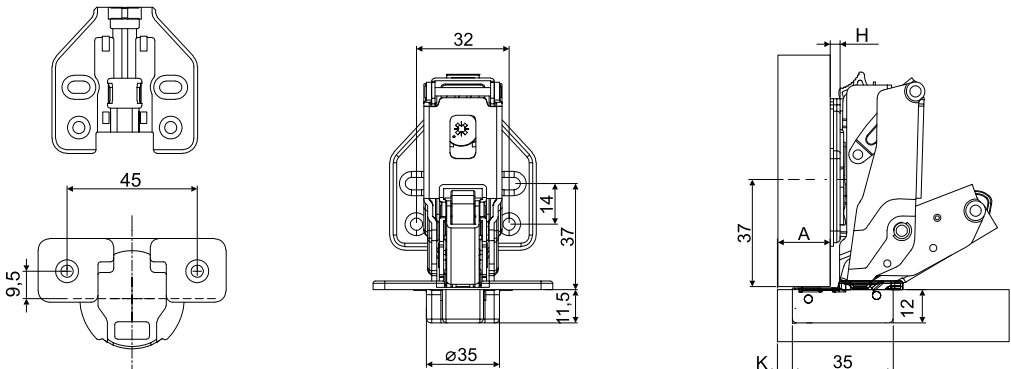


ANGLED hinge 155°

Mounting plate H = 0

K	3	4	5	6	7
A	17	18	19	20	21

K – cup distance
A – overlay

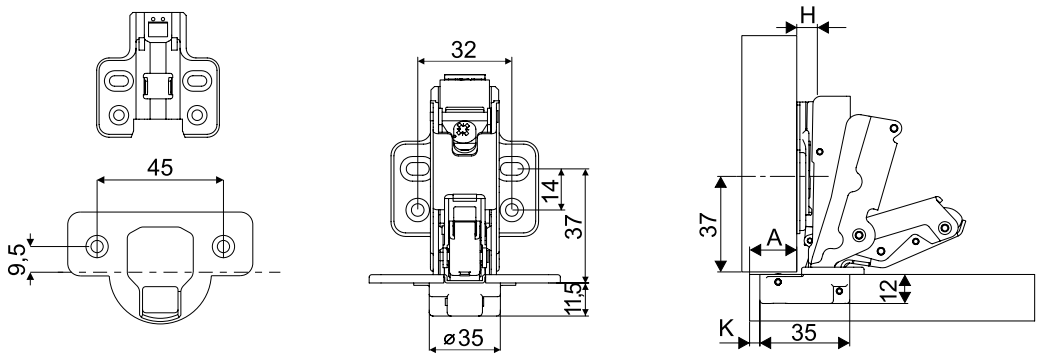


ANGLED hinge 165°

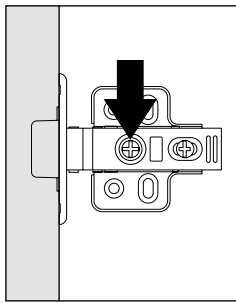
Mounting plate H = 0

K	3	4	5	6	7
A	18	19	20	21	22

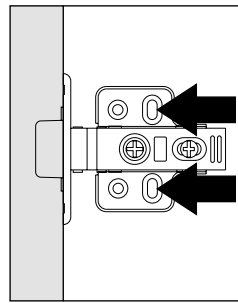
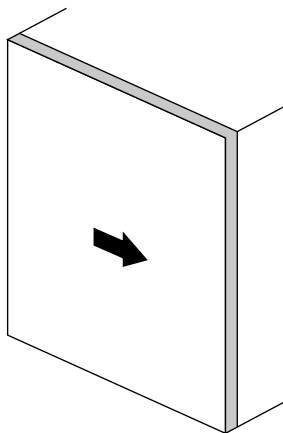
K – cup distance
A – overlay



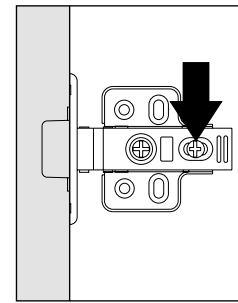
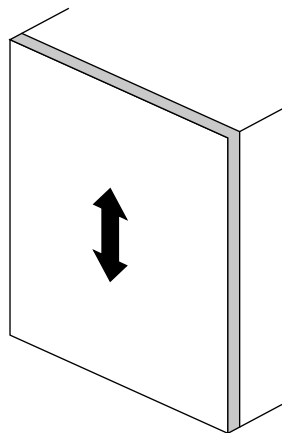
Hinges: overlay, half overlay, inset



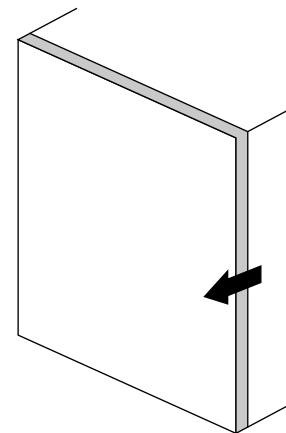
Adjustment: + 5 mm



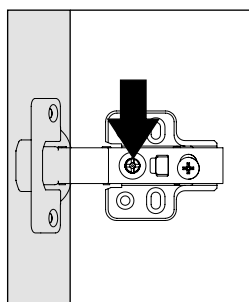
Adjustment: ± 2 mm



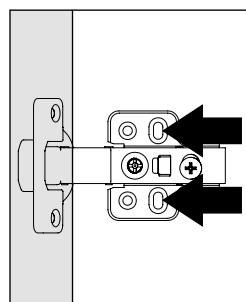
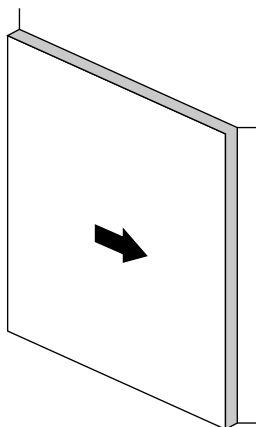
Adjustment: + 5 mm



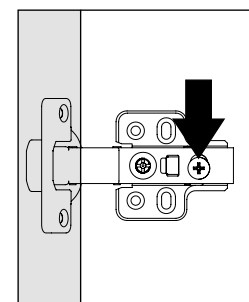
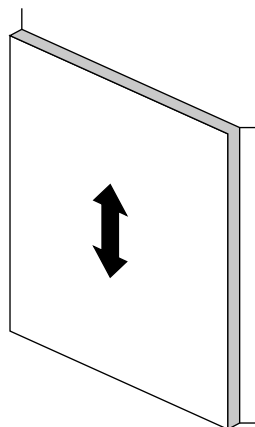
Angled hinges



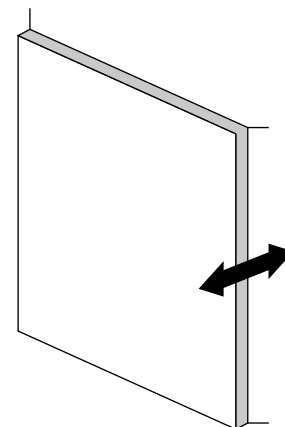
Adjustment: + 6 mm



Adjustment: ± 2 mm



Adjustment: ± 2 mm



FULL OVERLAY hinge BLUE without mounting plate – hole spacing 45 mm ø 35 mm – soft-close clip-on hinges (1 pc.)



CODE	COLOUR	COLLECTIVE PACKAGING	PRICED PER
223727	SILVER	200	item

i Hinge without mounting plate sold individually.

HALF OVERLAY hinge BLUE without mounting plate –hole spacing 45 mm ø35 mm – soft-close clip-on hinges (1 pc.)



CODE	COLOUR	COLLECTIVE PACKAGING	PRICED PER
223728	SILVER	200	item

i Hinge without mounting plate sold individually.

INSET hinge BLUE without mounting plate – hole spacing 45 mm ø 35 mm – soft-close clip-on hinges (1 pc.)



CODE	COLOUR	COLLECTIVE PACKAGING	PRICED PER
223729	SILVER	200	item

i Hinge without mounting plate sold individually.

Universal mounting plate BLUE



CODE	COLOUR	COLLECTIVE PACKAGING	PRICED PER
223730	SILVER	400	item

i Universal mounting plate sold individually.

Universal mounting plate BLUE with premounting screws



CODE	COLOUR	COLLECTIVE PACKAGING	PRICED PER
223731	SILVER	400	item

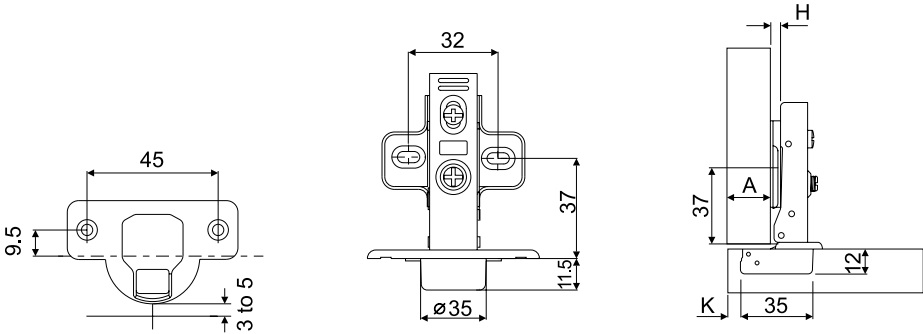
i Universal mounting plate sold individually.

Full overlay BLUE hinge

Mounting plate H = 0

K	3	4	5	6	7
A	17	18	19	20	21

K - cup distance
A - overlay

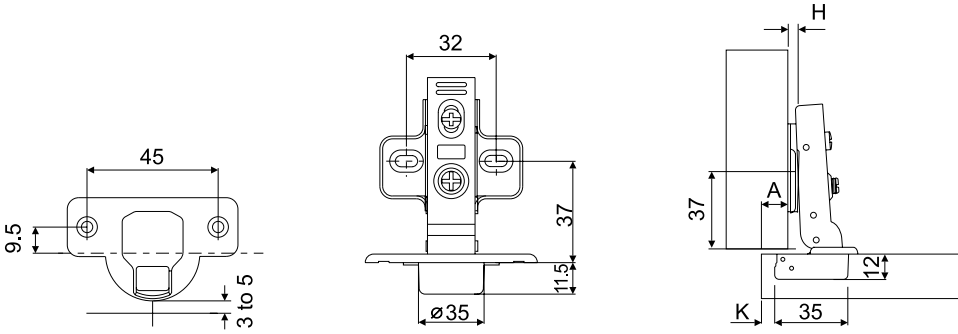


Half overlay BLUE hinge

Mounting plate H = 0

K	3	4	5	6	7
A	8	9	10	11	12

K - cup distance
A - overlay

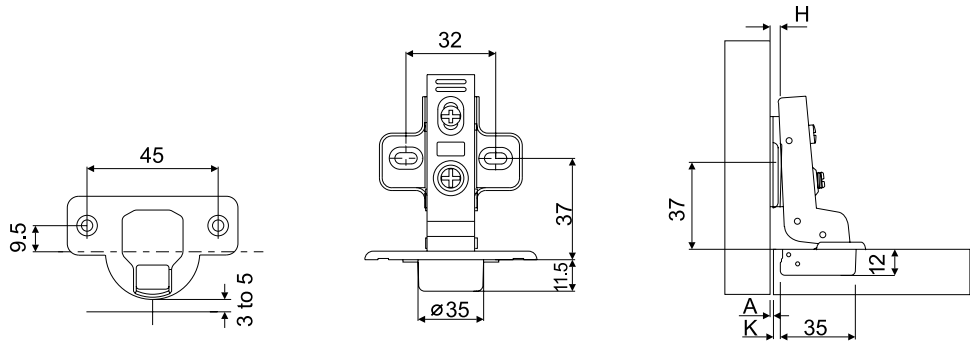


Inset BLUE hinge

Mounting plate H = 0

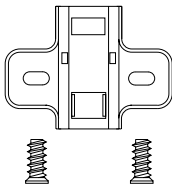
K	3	4	5	6	7
A	1.5	0.5	-0.5	-1.5	-2.5

K - cup distance
A - overlay

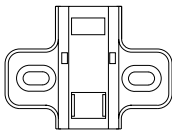


Mounting plates BLUE

Universal mounting plate BLUE with euroscrews



Universal mounting plate BLUE



4.8 HINGE ACCESSORIES

Bumper V-PUSH with adapter and magnetic ending



CODE	FORCE	COLOUR	COLLECTIVE PACKAGING	PRICED PER
223228	20	LIGHT GREY	200	item
223641	20	WHITE	200	item
223229	30	LIGHT GREY	200	item
223642	30	WHITE	200	item

i Set includes buffer, adapter, magnetic plate and a set of screws

Bumper V-PUSH with adapter and silicone ending



CODE	FORCE	COLOUR	COLLECTIVE PACKAGING	PRICED PER
223739	30	LIGHT GREY	200	item
223740	30	WHITE	200	item

i Set includes buffer, adapter and a set of screws

Mechanism for fronts Push & Soft



CODE	FORCE	COLOUR	COLLECTIVE PACKAGING	PRICED PER
06214	STANDARD	BLACK	20	item
06215	STRONG	BLACK	20	item
06493	SUPER STRONG	BLACK	20	item

i Set includes mechanism, mounting plate, buffer, cover cap, stencil and a set of screws

Stencil for hinges-hole spacing 45 ø35 mm



CODE	COLOUR	COLLECTIVE PACKAGING	PRICED PER
40476	RED	100	item

Opening angle limiter for clip-on hinges

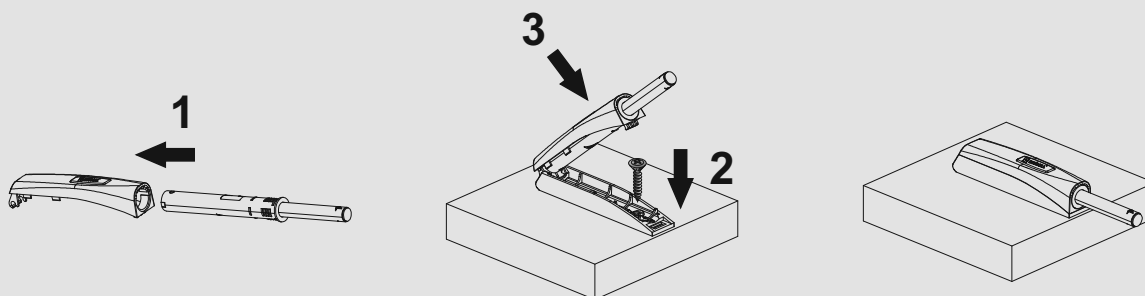


CODE	COLLECTIVE PACKAGING	PRICED PER
223756	10 000	item


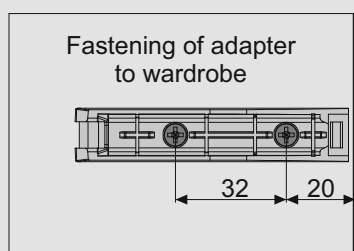
i Opening angle limiter compatible only with overlay hinges with the following codes 223112, 223032, 223115, 222969, 223132

with magnetic ending, with silicone ending


Bumper assembly



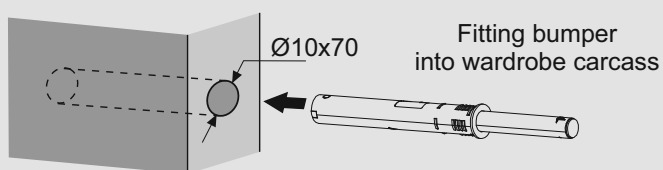
Fastening of adapter to wardrobe



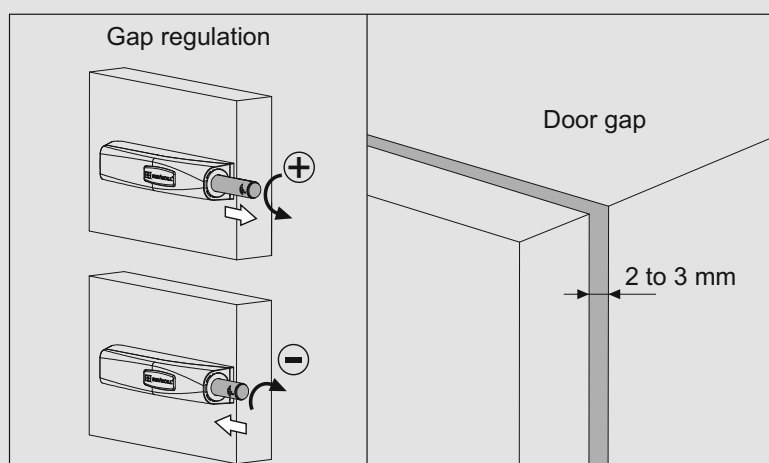
Fixing to drawer



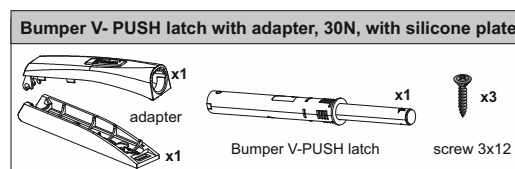
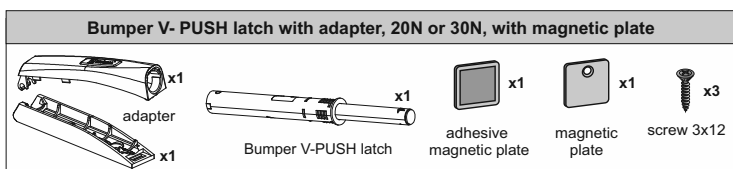
Fixing to door



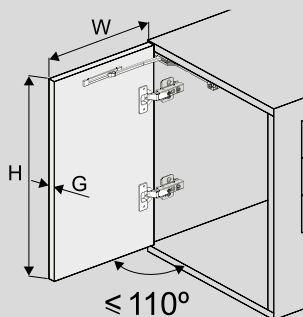
Regulation



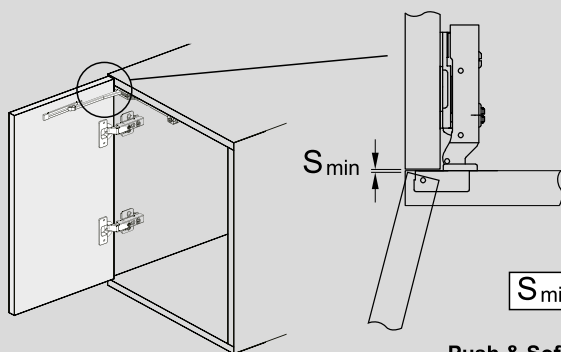
COMPONENTS



4.8 MECHANISM FOR FRONTS PUSH & SOFT



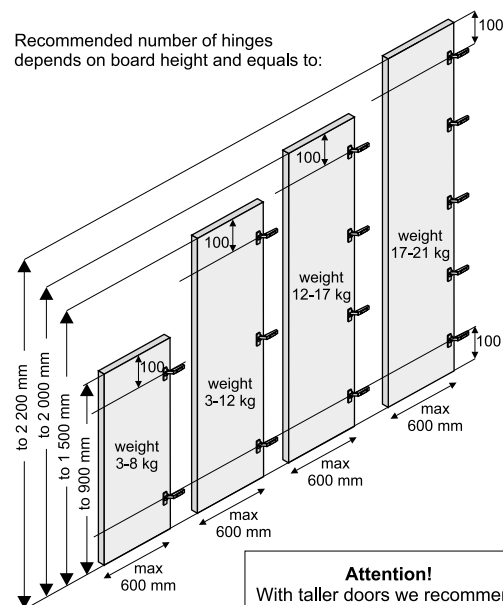
	standard mechanism	strong mechanism	super strong mechanism
weight	≤ 7.5 kg	≤ 20 kg	≤ 25 kg
H	≤ 700 mm	≤ 2200 mm	≤ 2800 mm
D	≤ 600 mm	≤ 600 mm	≤ 600 mm



	standard mechanism	strong mechanism	super strong mechanism
S _{min}	≥ 2 mm	≥ 3 mm	≥ 3 mm

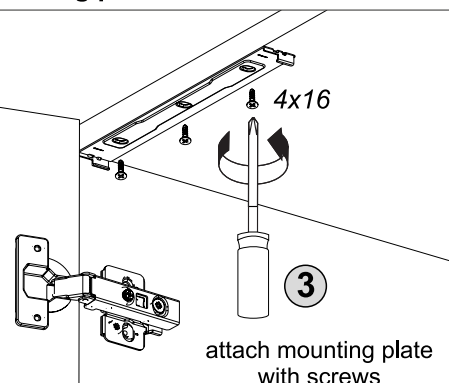
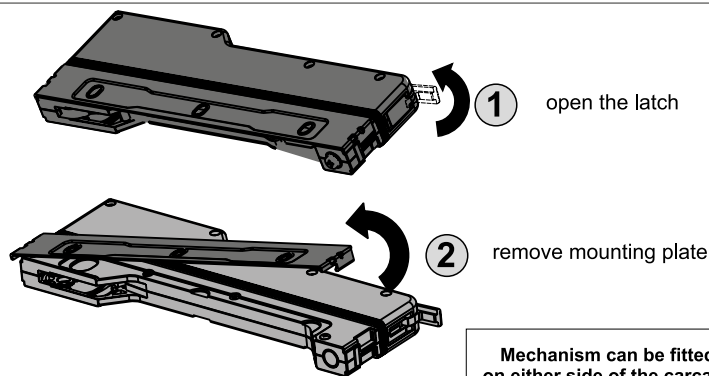
Push & Soft mechanism must be used with unsprung hinges

Recommended number of hinges depends on board height and equals to:



Attention!
With taller doors we recommend to fix the mechanism mid-height (eg. under the shelf)

Installation of Mechanism to carcass with mounting plate



Attention!
Paper template included with set

Positioning of mounting plate in carcass

for doors with full overlay hinge	for doors with half overlay hinge	for doors with inset hinge

G - door thickness

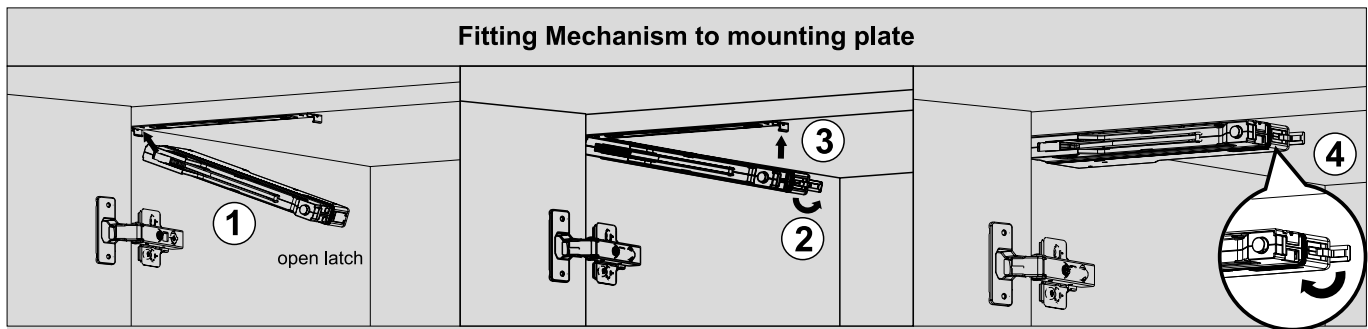
COMPONENTS

Push & Soft mechanism for fronts				
Push & Soft mechanism standard / strong / super strong	guide X1	paper template	screws 4x16 (mechanism) X4	
X1	guide covers X2	stopper X2	screws 4x14 (mounting plate) X2	

ADDITIONAL PARTS

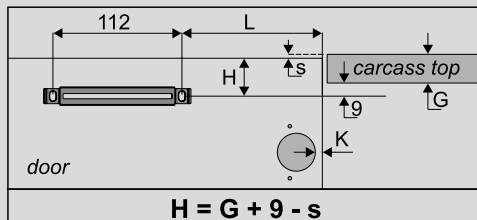
Unsprung Hinge 35	
	x2
1 inset	
2 full overlay	
3 half overlay	

Fitting Mechanism to mounting plate



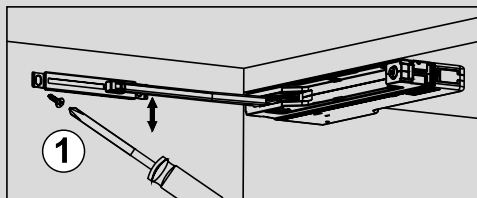
Insert mechanism into first catch of the mounting plate (1) open latch (2) and insert mechanism into the second catch of the mounting plate (3) Close the latch (4)

Assembly of guide in doors

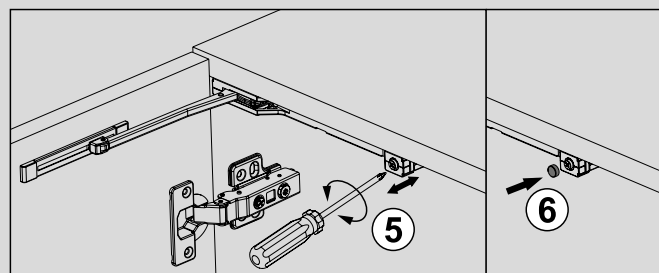
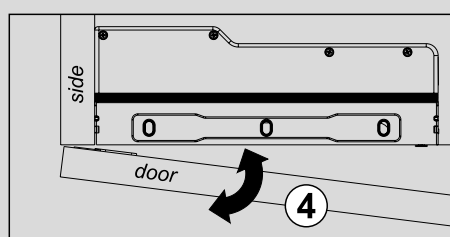
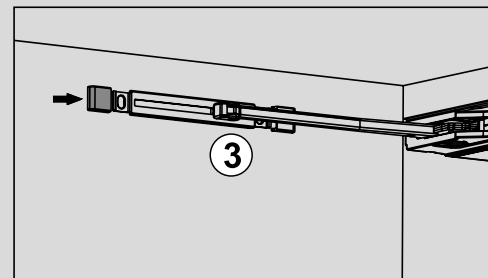
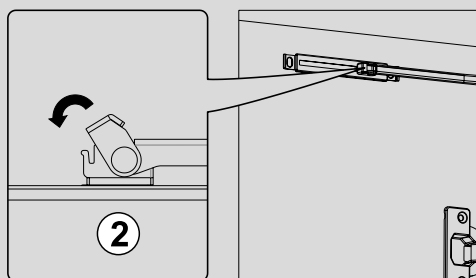


L		A - door overlap				
		16	17	18	19	20
K	3	76	77	78	79	80
	4	77	78	79	80	81
	5	78	79	80	81	82

G - carcass top thickness
s - gap between top door edge and top of carcass



Determine position of the guide based on instructions or template included in the set. Fix guide to door with screws 4*14 and regulate position vertically (1). Slide out the arm of the mechanism and insert it into the channel of the guide, then block (2). Slide covers onto both ends of the guide (3) Open and close the door a few times to check if push and soft-close operate correctly (4) If necessary tighten or loosen up the screw of the activator button (5) in order to regulate the gap between the door and carcass. Then apply the stopper over the screw of activator button (6)



5.1 FURNITURE FRONT LIFTS - EASY UP



Furniture front lift - Easy Up is a modern solution for upper cabinets with a single flap made of material with a thickness of 16 to 25 mm. Thanks to the main advantages of the product - a wide opening angle of up to 100 degrees and adjustable arm force - we gain access to the entire interior space of the furniture and comfort in everyday use. The Easy Up lift works in conjunction with soft-close hinges. It is also possible to use the lift in handle-free furniture by adding an additional PUSH buffer. The product is available in three different variants – LIGHT, MEDIUM and STRONG – to suit the furniture being designed. Easy installation and adjustment make it a convenient solution for both the carpenter and the end user.



CHARACTERISTIC	
► Application	Furniture flaps in upper cabinets
► Construction	Mechanical lift, designed to work with soft-close hinges or the PUSH system
► Adjustment	Features arm force adjustment
► Filling	From 16 to 25 mm
► Max. flap width	1400 mm
► Max. flap height	550 mm
► Flap weight	From 2 to 10 kg
► Flap opening angle	Up to 100 degrees
► Material	Steel
► Colour	Chrome steel
► Lift force	Light, medium, strong
► Number of open/close cycles	30 000
► Sales programme	Lifts are sold individually

USAGE

► Carcass furniture, cabinets, flaps

Furniture front lift - Easy Up - light



CODE	COLOUR	COLLECTIVE PACKAGING	PRICED PER
06211	SILVER	50	item
06664	BLACK	50	item

i Set includes a lift, mounting elements for the carcass and front, and a set of screws

Furniture front lift - Easy Up - medium



CODE	COLOUR	COLLECTIVE PACKAGING	PRICED PER
06212	SILVER	50	item
06665	BLACK	50	item

i Set includes a lift, mounting elements for the carcass and front, and a set of screws

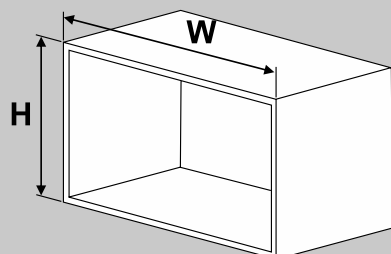
Furniture front lift - Easy Up - strong



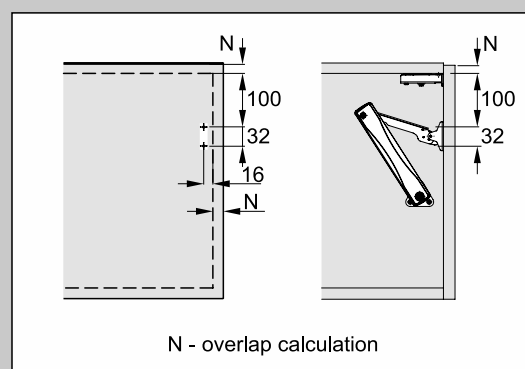
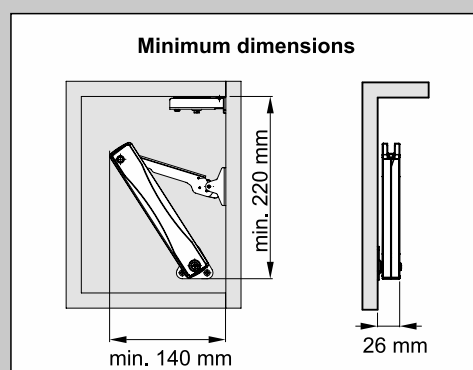
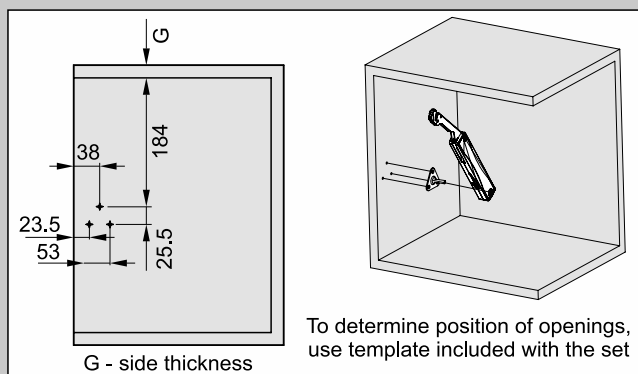
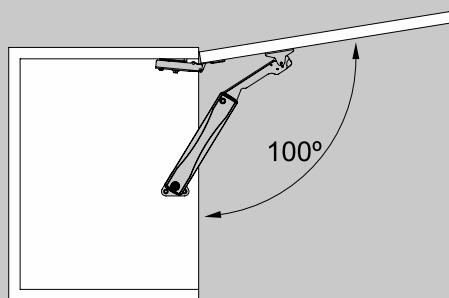
CODE	COLOUR	COLLECTIVE PACKAGING	PRICED PER
06213	SILVER	50	item
06666	BLACK	50	item

i Set includes a lift, mounting elements for the carcass and front, and a set of screws

5.1 FURNITURE FRONT LIFTS - EASY UP

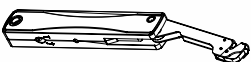







W = max 1400
H = 250 to 550

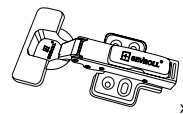


Lift	Door weight [kg]	Number of lifts	D - door width [mm]	H - door height [mm]
Light	2 to 3 kg	1	500 to 800	280 to 400 mm
	3 to 4 kg	2	500 to 1000	260 to 400 mm
Medium	3.5 to 4.5 kg	1	500 to 1000	300 to 450 mm
	5.5 to 7.5 kg	2	500 to 1200	300 to 450 mm
Strong	5 to 6 kg	1	500 to 1200	380 to 550 mm
	6.5 to 10 kg	2	500 to 1400	380 to 550 mm

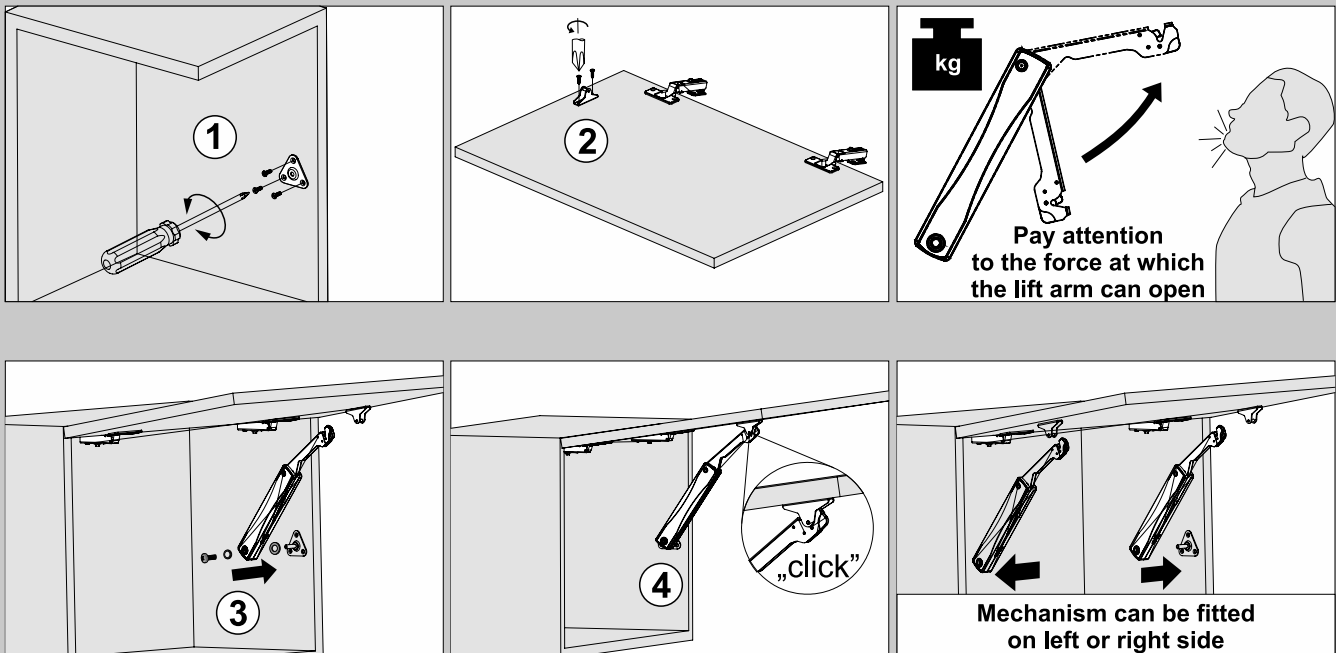
COMPONENTS

Furniture front lift-EASY UP				
Lift Easy Up light / medium / strong	Lift mount	Guide	Self-adhesive template	screws 4x15
				 X5
X1	X1	X1	X1	 X1

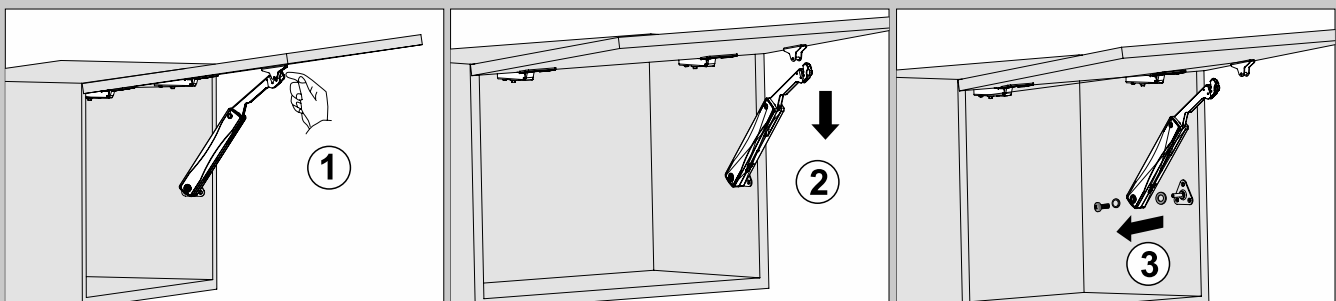
OPTIONS

Soft-close Clip-on Hinge ø35

x2
Full overlay

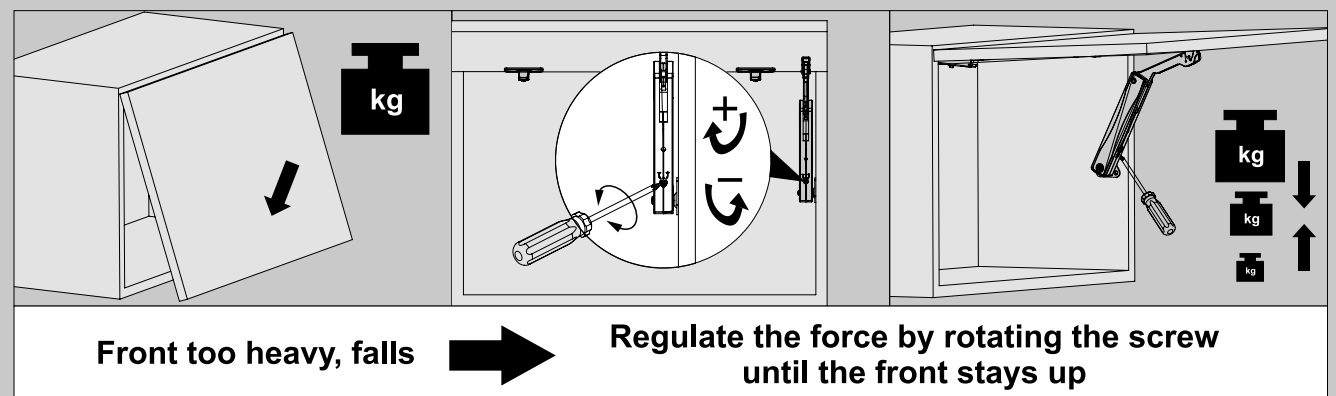
Lift assembly instruction



Lift removal



Lift force regulation



6 FURNITURE LEGS

Furniture legs with adjustable height



Sevroll furniture legs – heavy duty and high durability

Sevroll's furniture legs with adjustable height are a product offered in a wide height range and high load resistance. They are manufactured in heights ranging from 50 to 190 mm. Stable furniture support is provided by the oversized foot surface whilst durable product material ensures its high static durability – 450 kg. The rectangular shape of the foot additionally strengthens the whole structure of the furniture, which means that even at maximum load, the adjustment of leg height is facilitated. For plinth installation we use Universal plinth II clip

CHARACTERISTICS

► Application	Base of furniture
► Construction	Resistant material
► Regulation	Manual, screw / twist
► Max. load	450 kg
► Available heights	4 versions with ranges from / to: 50-65, 66-85, 85-120, 122-190 mm
► Fixing the plinth	Universal plinth II clip

USAGE

- Carcass furniture, base cabinets with plinths



Adjustable furniture leg h = 50-65 mm



CODE	LOAD (kg)	MATERIAL	COLOUR	HEIGHT (mm)	COLLECTIVE PACKAGING	PRICED PER
222934-SV	450	PLASTIC	BLACK	50-65	100	item

i Elements sold individually

Adjustable furniture leg h = 66-85 mm



CODE	LOAD (kg)	MATERIAL	COLOUR	HEIGHT (mm)	COLLECTIVE PACKAGING	PRICED PER
222937-SV	450	PLASTIC	BLACK	66-85	100	item

i Elements sold individually

Adjustable furniture leg h = 85-120 mm



CODE	LOAD (kg)	MATERIAL	COLOUR	HEIGHT (mm)	COLLECTIVE PACKAGING	PRICED PER
222935-SV	450	PLASTIC	BLACK	85-120	100	item

i Elements sold individually

Adjustable furniture leg h = 122-190 mm



CODE	LOAD (kg)	MATERIAL	COLOUR	HEIGHT (mm)	COLLECTIVE PACKAGING	PRICED PER
222936-SV	450	PLASTIC	BLACK	122-190	100	item

i Elements sold individually

Universal plinth clip II

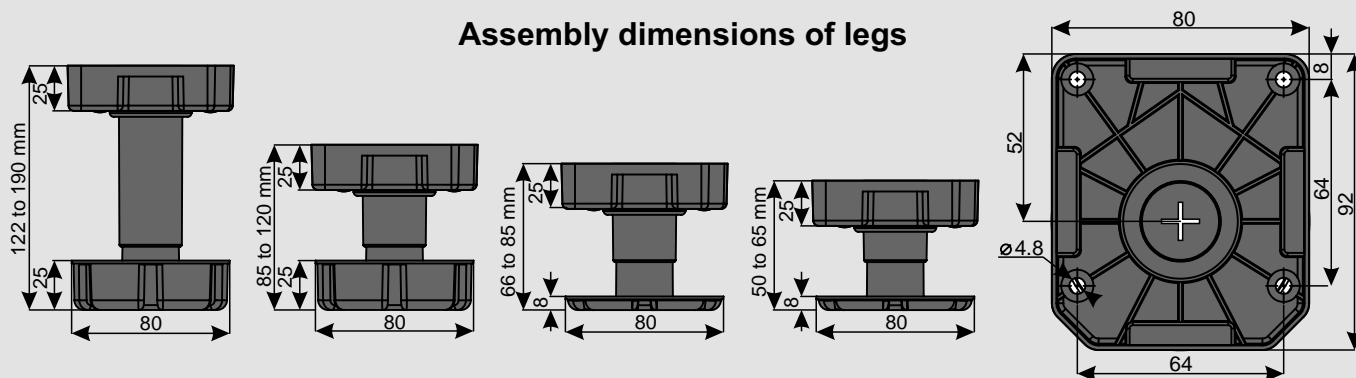


CODE	MATERIAL	COLOUR	COLLECTIVE PACKAGING	PRICED PER
222938	PLASTIC	BLACK	2000	item

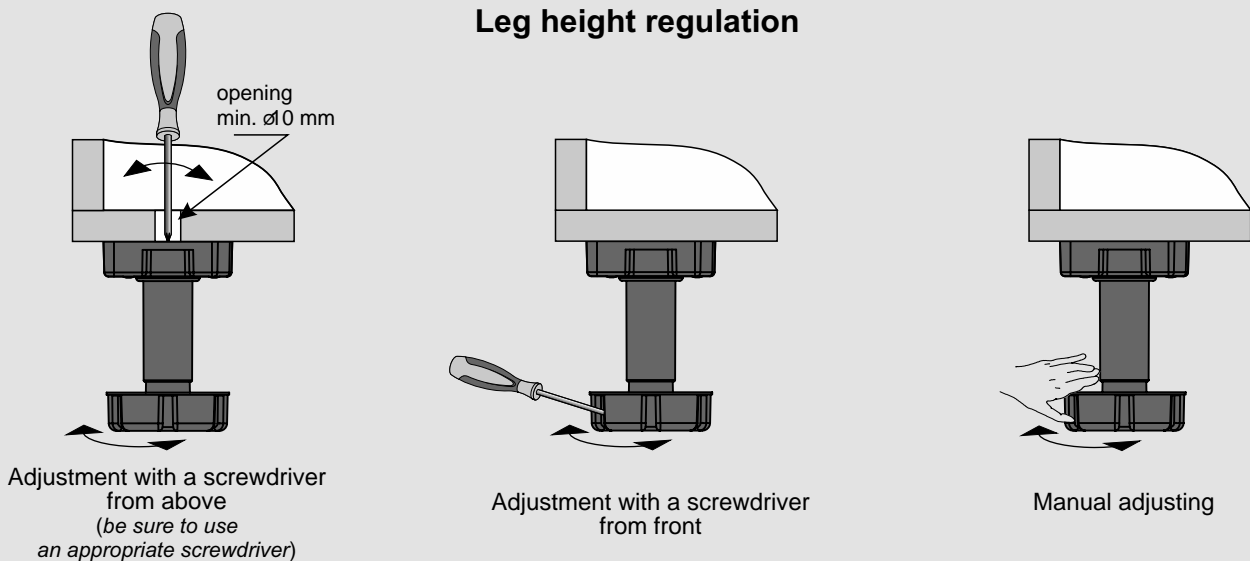
i Elements sold individually

6 FURNITURE LEGS

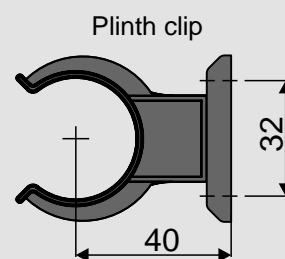
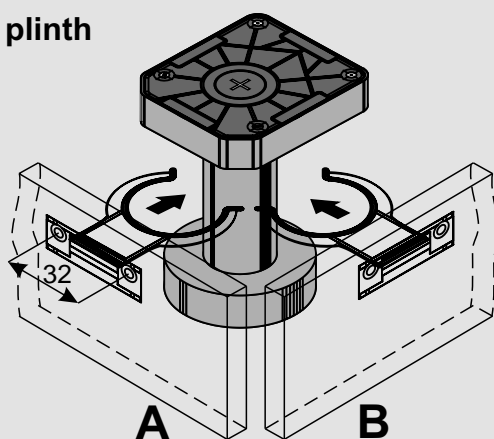
Assembly dimensions of legs



Leg height regulation

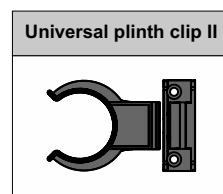
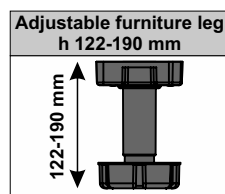
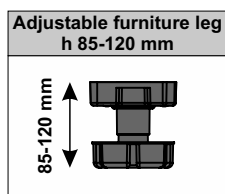
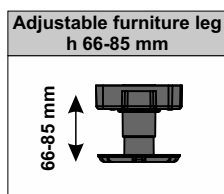
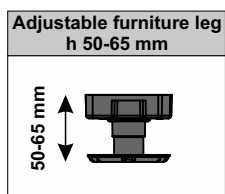


Installation of the plinth




The plinth can be attached both from the front (A) and from the side of the leg (B)
Thanks to this, the legs can also be used in "island" type projects

COMPONENTS



SEVROLL

Embrace luxury and take care of your comfort!



Lifetime warranty
carriage set



Undermount slide
DXP-3D synchro



Hinge 3D PRO with
eccentric adjustment



Rotating shoe
rack ROYAL

www.sevroll.com



The pull down clothes rail makes functional use of higher wardrobe space.

Sevroll's pull down clothes rails are a practical and universal solution for every wardrobe and walk-in-wardrobe. It is a kind of rail that can be easily lowered to hang or remove clothes. Adjustable rail width allows installation in most scenarios. This product works especially well in high spaces, where access to clothes may be limited. The use of this product combines two great benefits: ease of use and aesthetic appearance. Using Sevroll's pull down clothes rail in wardrobes creates both a modern look and an extremely useful characteristic.

CHARACTERISTICS

► Application	Wardrobes and walk-in-wardrobes
► Max. load	10 kg
► Construction	Oil dampers, arms and rail from steel, housing made from high quality plastic
► Bar width	450-600 mm; 600-830 mm; 830-1150 mm
► Opening width	550-660 mm; 660-890 mm; 890-1210 mm
► Sales programme	Clothes rail are sold in sets

USAGE

- Recommended for tall wardrobes and walk-in-wardrobes




Pull down clothes rail black



CODE	RAIL WIDTH (mm)	OPENING WIDTH (mm)	COLOUR	COLLECTIVE PACKAGING	PRICED PER
06218	450-600	550-660	BLACK	6	item
06219	600-830	660-890	BLACK	6	item
06220	830-1150	890-1210	BLACK	6	item

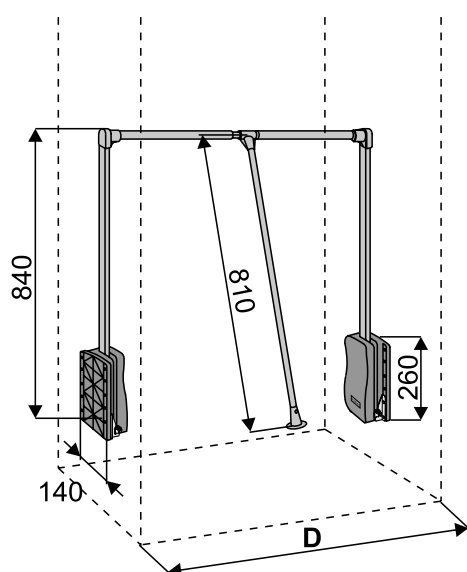
Pull down clothes rail white



CODE	RAIL WIDTH (mm)	OPENING WIDTH (mm)	COLOUR	COLLECTIVE PACKAGING	PRICED PER
05429	450-600	550-660	WHITE	6	item
05430	600-830	660-890	WHITE	6	item
05431	830-1150	890-1210	WHITE	6	item



7 STEEL PULL DOWN CLOTHES RAIL

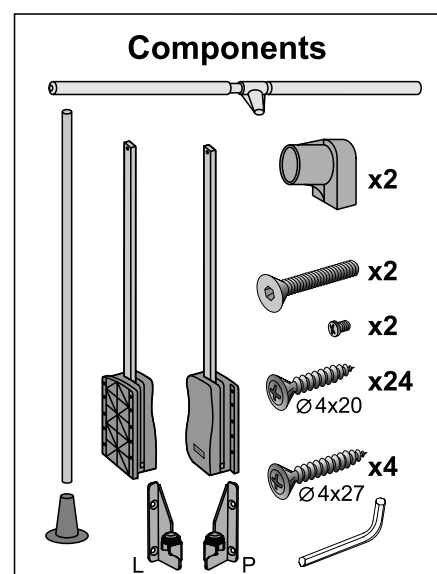
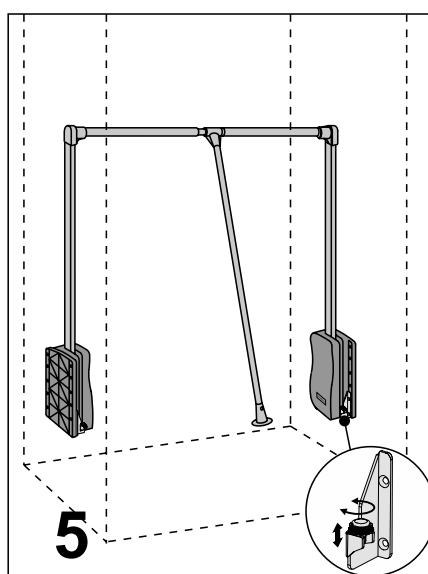
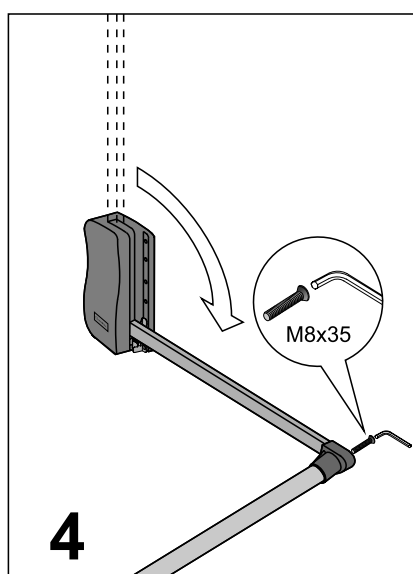
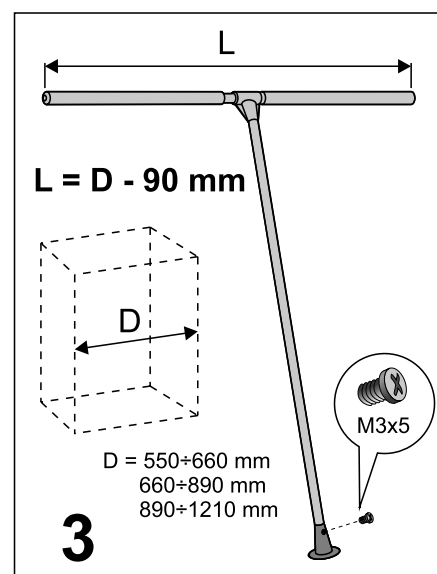
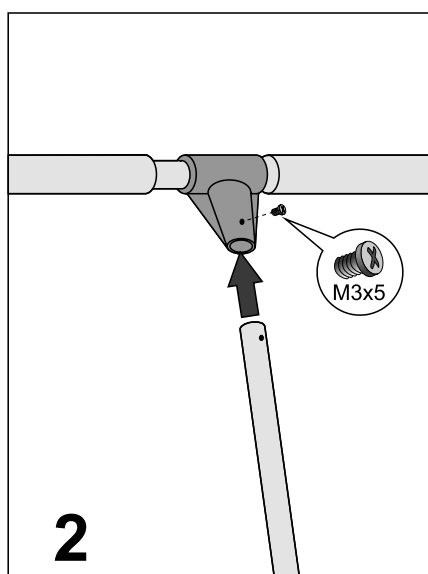
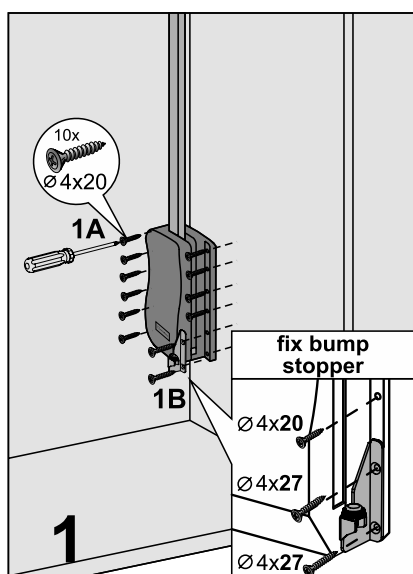
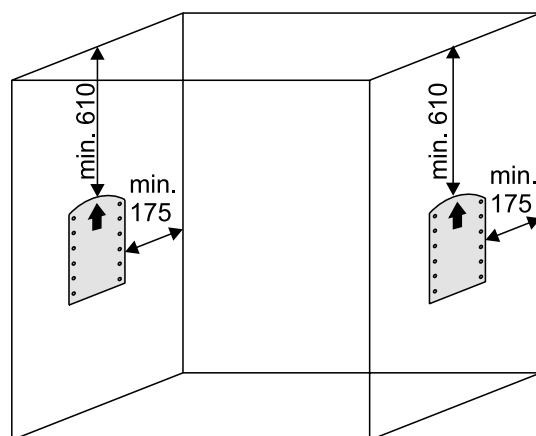


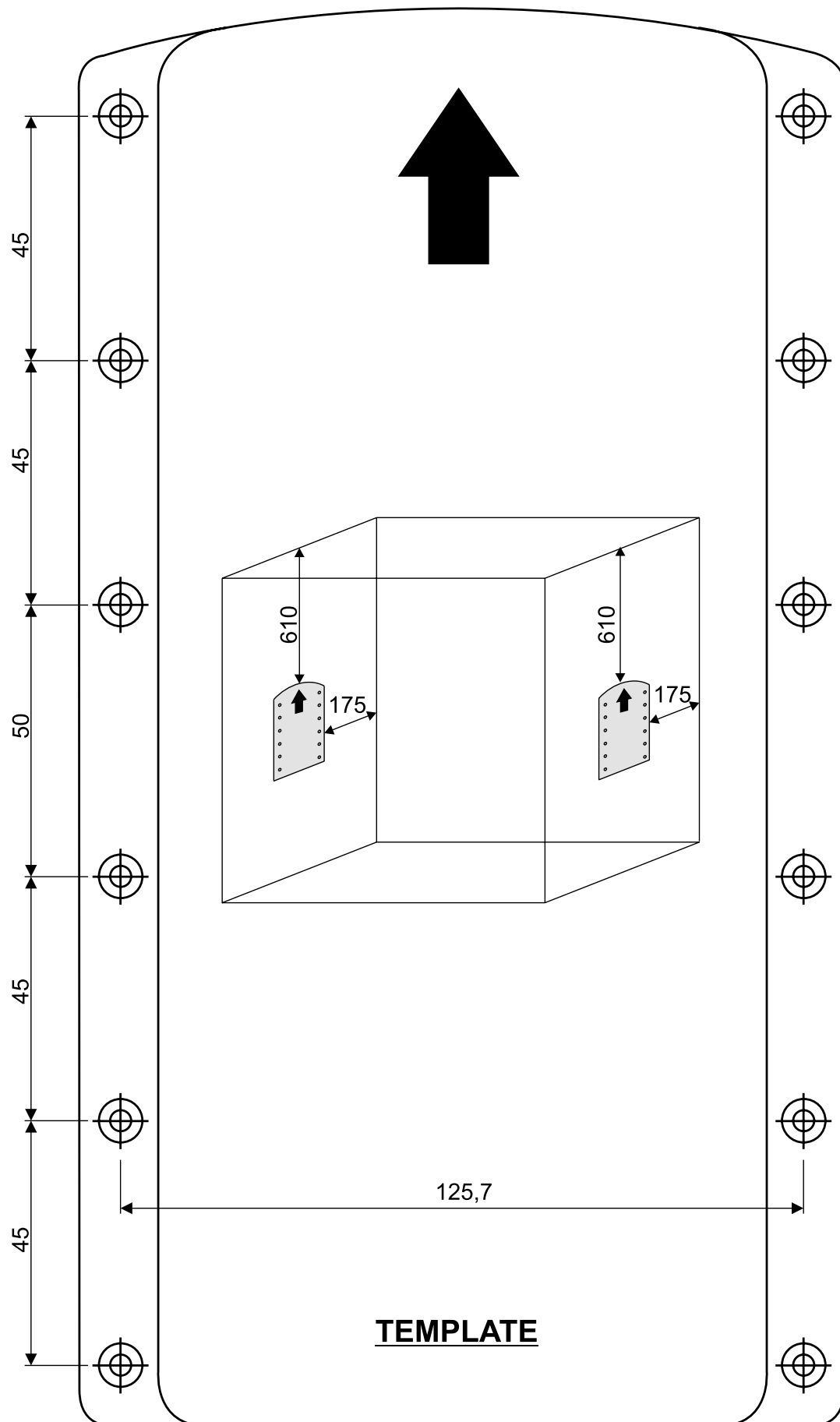
Clothes rail
max. load 10 kg




Assembly dimensions

Pull down clothes rail	Opening width W
450 to 600	550 to 660
600 to 830	660 to 890
830 to 1150	890 to 1210





8.1 ALUMINIUM LED PROFILES



How to subtly illuminate furniture? We recommend **aluminium LED profiles** from Sevroll-System. You can use them to highlight the design of your furniture and create a cosy atmosphere. We offer a range of aluminium profiles – clip-on, inset and corner profiles, 2 and 3 metres long. LED profiles offer unlimited design possibilities. They are available in silver, white and black. You can choose between transparent or opaque covers. Sevroll-System also offers mounting clips and – as the only manufacturer on the market – end caps with a cable hole. With our LED profiles, you can illuminate kitchen cabinets, shelves, wall units and desks, giving your furniture a modern and stylish look.




CHARACTERISTICS

► Application	Kitchen furniture and wardrobes
► Material	Aluminum
► Colour	Silver, white, black
► Sales programme	Components can be purchased separately

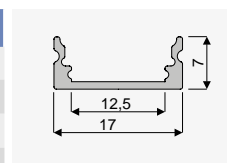
USAGE

► Drawers, wardrobe cabinets, walk-in-wardrobes and kitchens
--

Aluminium LED profile, clip-on



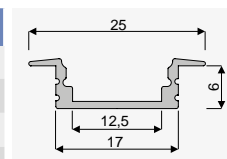
CODE	COLOUR	LENGTH (mm)	PRICED PER
06404	SILVER	2000	item
06405	WHITE	2000	item
06406	BLACK	2000	item
06409	SILVER	3000	item
06410	WHITE	3000	item
06411	BLACK	3000	item



Aluminium LED profile, inset



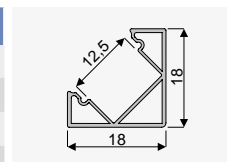
CODE	COLOUR	LENGTH (mm)	PRICED PER
06418	SILVER	2000	item
06420	WHITE	2000	item
06421	BLACK	2000	item
06423	SILVER	3000	item
06425	WHITE	3000	item
06426	BLACK	3000	item




Aluminium LED profile, angled



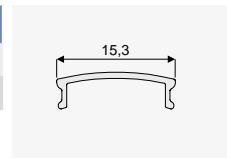
CODE	COLOUR	LENGTH (mm)	PRICED PER
06394	SILVER	2000	item
06395	WHITE	2000	item
06396	BLACK	2000	item
06397	SILVER	3000	item
06398	WHITE	3000	item
06399	BLACK	3000	item



Transparent cover for LED profiles



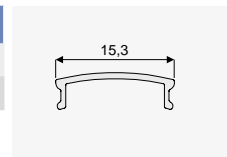
CODE	LENGTH (mm)	PRICED PER
06408	2000	item
06413	3000	item



Opaque cover for LED profiles



CODE	LENGTH (mm)	PRICED PER
06407	2000	item
06412	3000	item

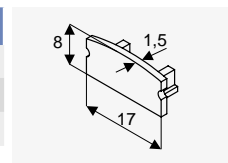


8.1 ALUMINIUM LED PROFILES

End cap for clip-on LED profile



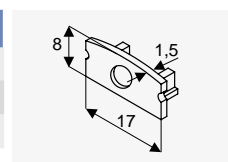
CODE	COLOUR	PRICED PER
06416	WHITE	item
06414	GREY	item
06415	BLACK	item



End cap for clip-on LED profile with hole



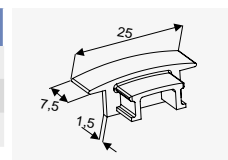
CODE	COLOUR	PRICED PER
06416-0	WHITE	item
06414-0	GREY	item
06415-0	BLACK	item



End cap for inset LED profile



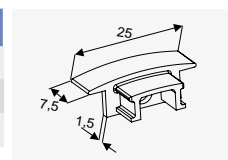
CODE	COLOUR	PRICED PER
06430	WHITE	item
06428	GREY	item
06429	BLACK	item



End cap for inset LED profile with hole



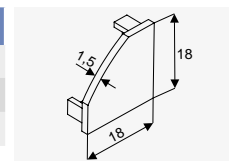
CODE	COLOUR	PRICED PER
06430-0	WHITE	item
06428-0	GREY	item
06429-0	BLACK	item



End cap for angled LED profile



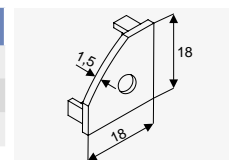
CODE	COLOUR	PRICED PER
06402	WHITE	item
06400	GREY	item
06401	BLACK	item



End cap for angled LED profile with hole



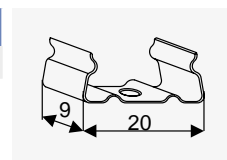
CODE	COLOUR	PRICED PER
06402-0	WHITE	item
06400-0	GREY	item
06401-0	BLACK	item



Mounting clip for clip-on LED profile



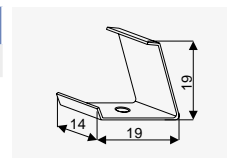
CODE	PRICED PER
06417	item



Mounting clip for angled LED profile

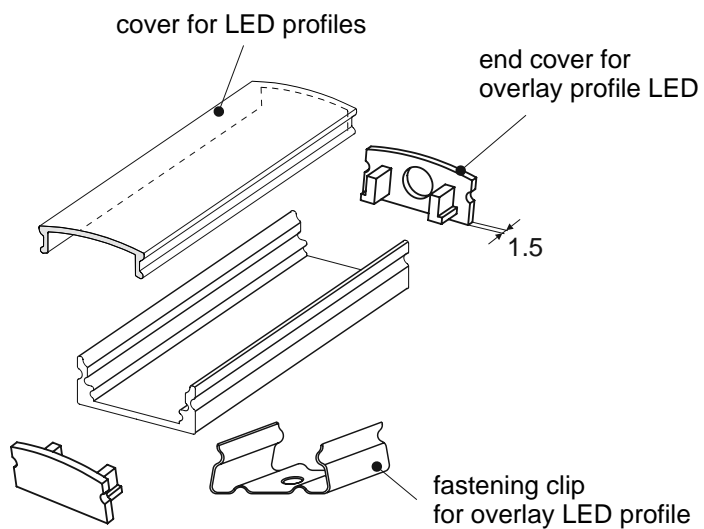
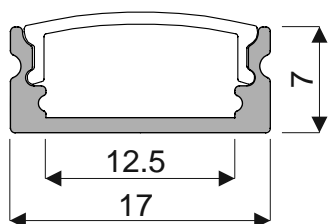


CODE	PRICED PER
06403	item

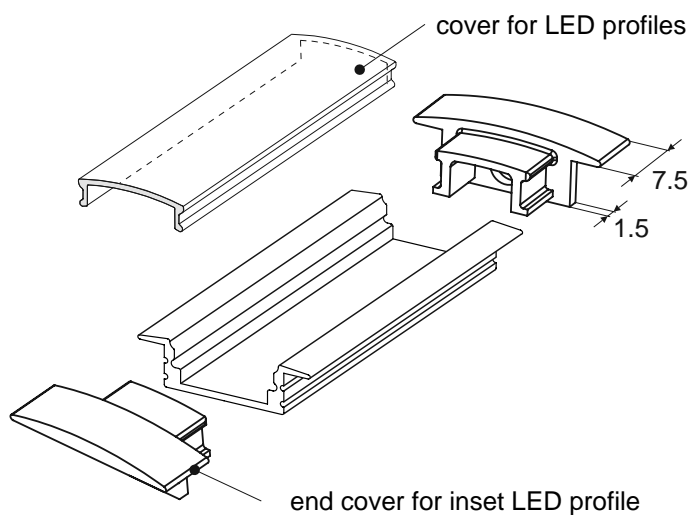
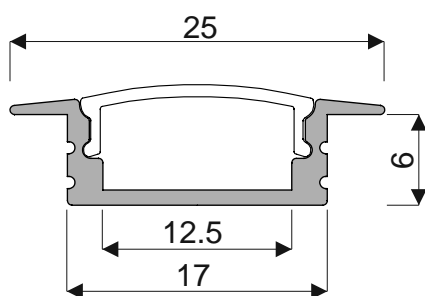


8.1 ALUMINIUM LED PROFILES

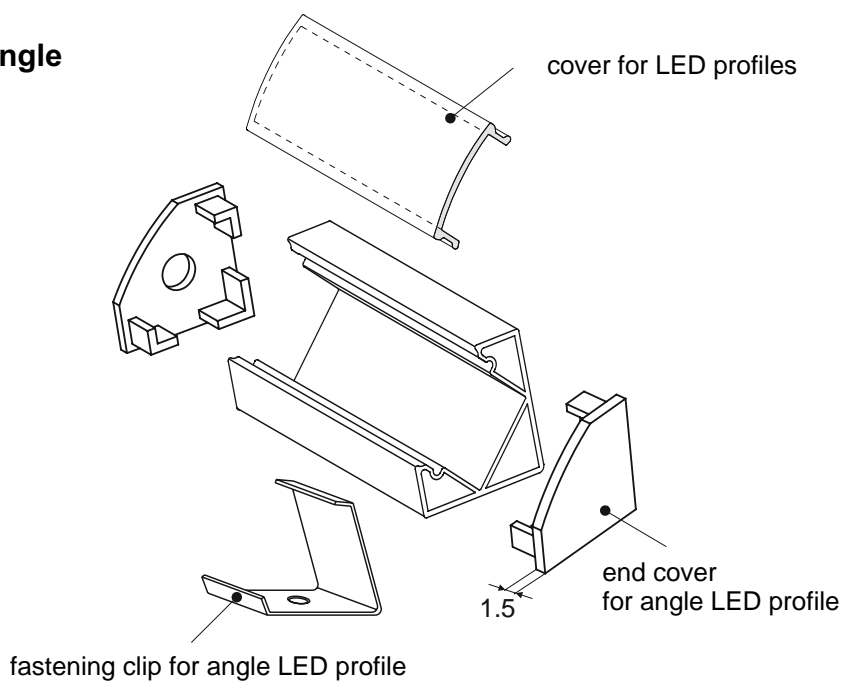
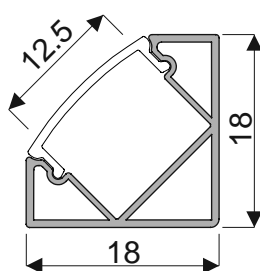
Aluminium LED profile, overlay




Aluminium LED profile, inset



Aluminium LED profile, angle



8.2 GOLA PROFILES



GOLA profiles for handle-free installations


Gola profiles are used for recess mounting in the cabinet carcass to create a streamlined look without traditional handles in view.

Profile is inserted and situated behind the front thus creating a space which enables free hand insertion to open the front. Special clips are used to easily connect the profiles to the carcass. The furniture gains a modern look, eliminating the use of handles, without reducing the functionality of the cabinets and drawers. **Gola profiles** offer a modern solution, that is both easy to assemble and comfortable to use. Handle profiles situated along the front length are the solution allowing comfortable opening of the widest of drawers. Various profile shapes available in the offer will let you beautifully complete any interior.

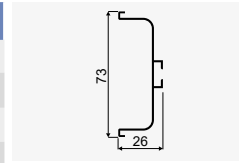
CHARACTERISTICS	
► Application	Kitchen furniture and wardrobes
► Material	Aluminum
► Colour	Silver, white gloss, light brown with brushed effect, black with brushed effect, gold/brass, black textured painted
► Sales programme	Components can be purchased separately

USAGE
► Drawers, wardrobe cabinets, walk-in-wardrobes and kitchens

GOLA C profile



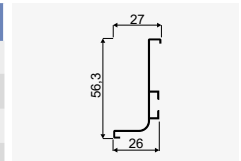
CODE	COLOUR	LENGTH (mm)	COLLECTIVE PACKAGING	PRICED PER
04959	SILVER	4200	12	item
04960-Y	LIGHT BROWN BRUSHED EFFECT	4200	12	item
04961	RAL WHITE GLOSS	4200	12	item
05109	BLACK WITH BRUSHED EFFECT	4200	12	item
06113	GOLD / BRASS	4200	12	item
06463	BLACK TEXTURED PAINTED	4200	12	item



GOLA L profile



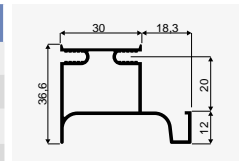
CODE	COLOUR	LENGTH (mm)	COLLECTIVE PACKAGING	PRICED PER
04956	SILVER	4200	12	item
04957-Y	LIGHT BROWN BRUSHED EFFECT	4200	12	item
04958	RAL WHITE GLOSS	4200	12	item
05110	BLACK WITH BRUSHED EFFECT	4200	12	item
06114	GOLD / BRASS	4200	12	item
06323	BLACK TEXTURED PAINTED	4200	12	item



GOLA vertical single grip profile



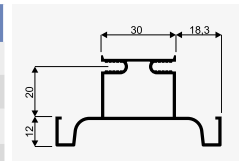
CODE	COLOUR	LENGTH (mm)	COLLECTIVE PACKAGING	PRICED PER
05935	SILVER	3000	6	item
05933	RAL WHITE GLOSS	3000	6	item
05934	BLACK WITH BRUSHED EFFECT	3000	6	item
06116	GOLD / BRASS	3000	6	item
06578	BLACK TEXTURED PAINTED	3000	6	item



GOLA vertical double grip profile



CODE	COLOUR	LENGTH (mm)	COLLECTIVE PACKAGING	PRICED PER
05932	SILVER	3000	6	item
05930	RAL WHITE GLOSS	3000	6	item
05931	BLACK WITH BRUSHED EFFECT	3000	6	item
06115	GOLD / BRASS	3000	6	item
06433	BLACK TEXTURED PAINTED	3000	6	item
04963-Y	LIGHT BROWN BRUSHED EFFECT	4700	6	item

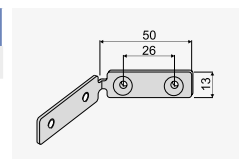


Angle plate GOLA



CODE	COLOUR	COLLECTIVE PACKAGING	PRICED PER
05215	GALVANISED	100	item

i Set includes 2 pcs. Used for fixing GOLA C and L profiles

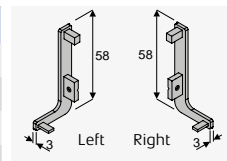


8.2 GOLA PROFILES

End cap for GOLA L profile



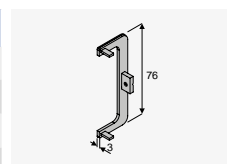
CODE	COLOUR	TYPE	COLLECTIVE PACKAGING	PRICED PER
05848	WHITE	LEFT	50	item
05849	BLACK	LEFT	50	item
05851	SILVER	LEFT	50	item
05852	GOLD	LEFT	50	item
05853	WHITE	RIGHT	50	item
05854	BLACK	RIGHT	50	item
05856	SILVER	RIGHT	50	item
05857	GOLD	RIGHT	50	item



End cap for GOLA C profile



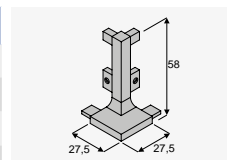
CODE	COLOUR	COLLECTIVE PACKAGING	PRICED PER
05858	WHITE	40	item
05859	BLACK	40	item
05861	SILVER	40	item
05862	GOLD	40	item



Outer corner for GOLA L profile



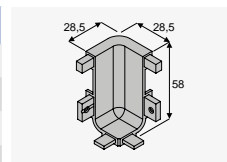
CODE	COLOUR	COLLECTIVE PACKAGING	PRICED PER
05828	WHITE	25	item
05829	BLACK	25	item
05831	SILVER	25	item
05832	GOLD	25	item



Inner corner for GOLA L profile



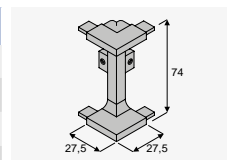
CODE	COLOUR	COLLECTIVE PACKAGING	PRICED PER
05833	WHITE	25	item
05834	BLACK	25	item
05836	SILVER	25	item
05837	GOLD	25	item



Outer corner for GOLA C profile



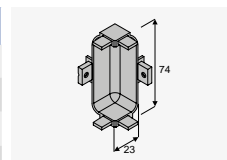
CODE	COLOUR	COLLECTIVE PACKAGING	PRICED PER
05838	WHITE	25	item
05839	BLACK	25	item
05841	SILVER	25	item
05842	GOLD	25	item

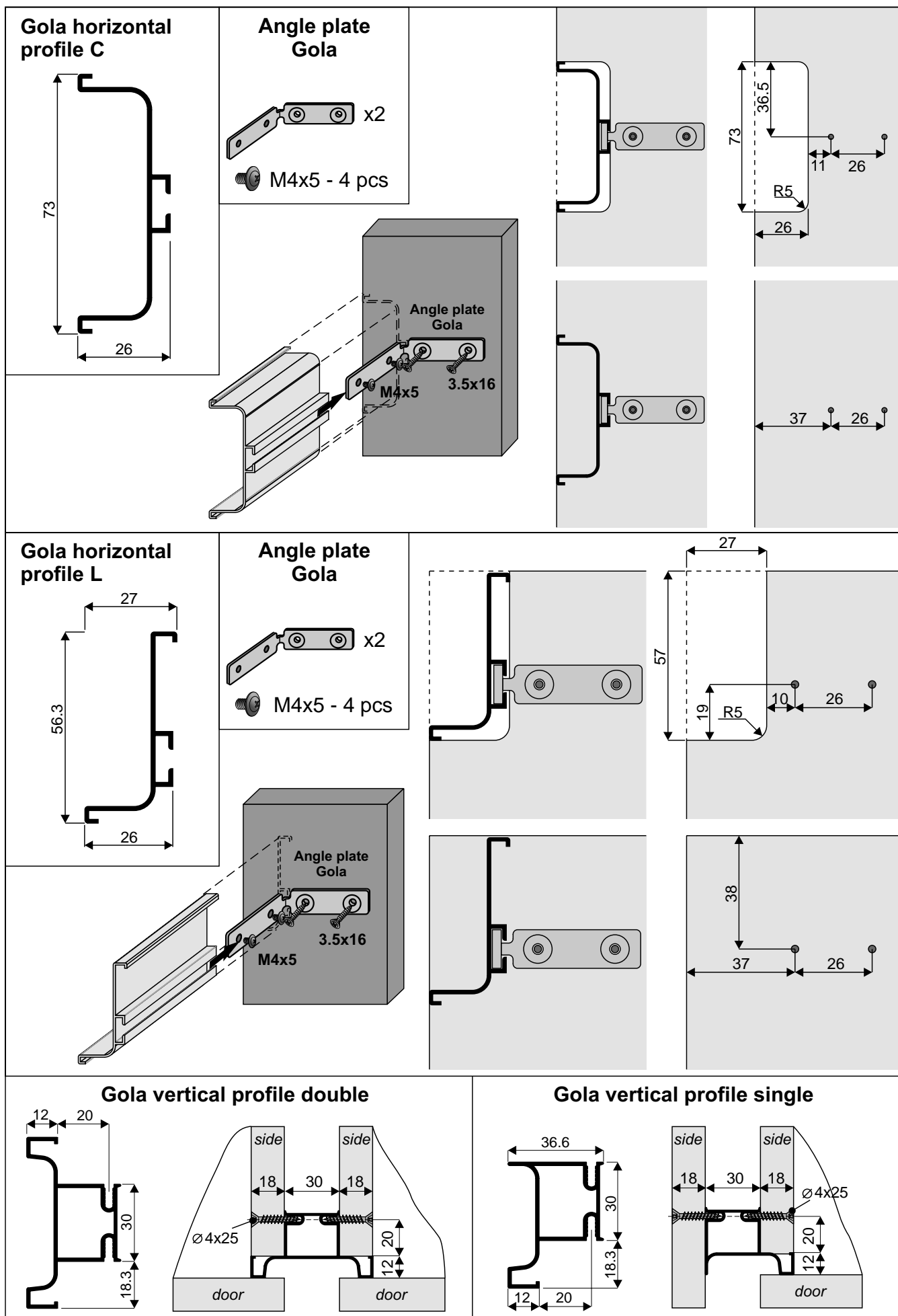


Inner corner for GOLA C profile



CODE	COLOUR	COLLECTIVE PACKAGING	PRICED PER
05843	WHITE	25	item
05844	BLACK	25	item
05846	SILVER	25	item
05847	GOLD	25	item

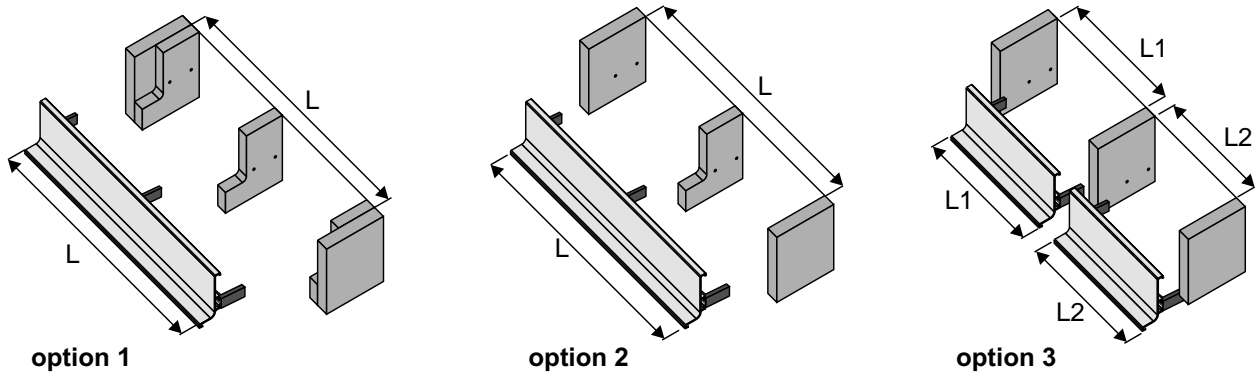




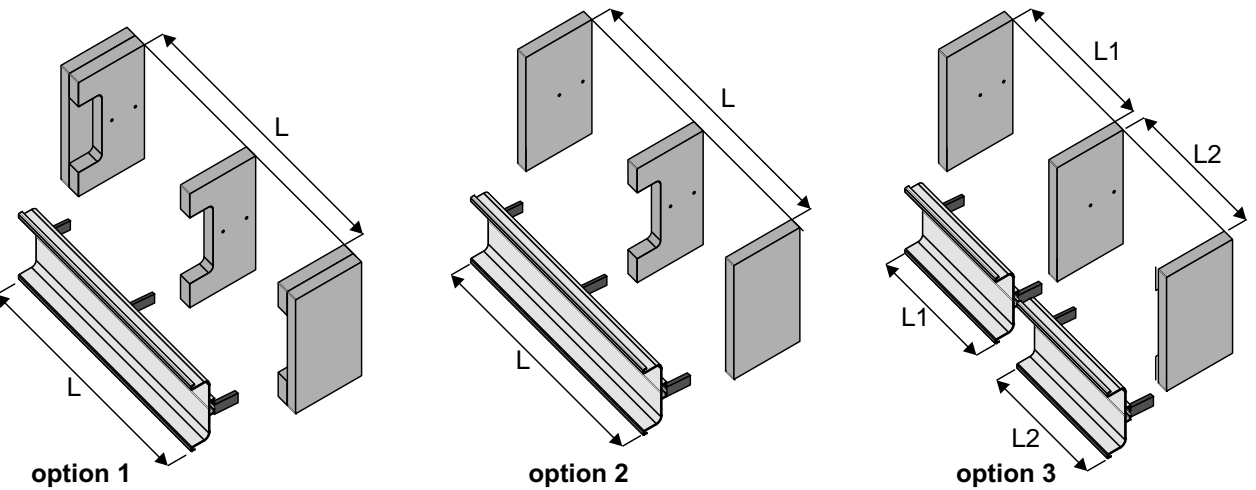
8.2 GOLA PROFILES

Profile installation

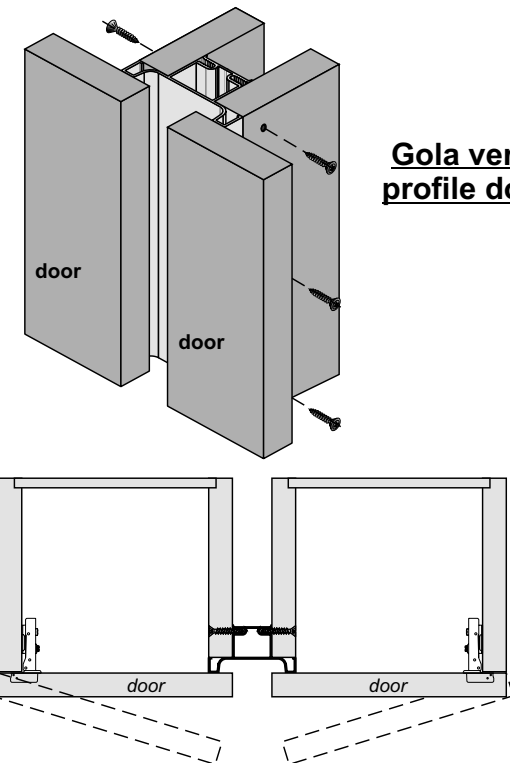
Gola horizontal profile L



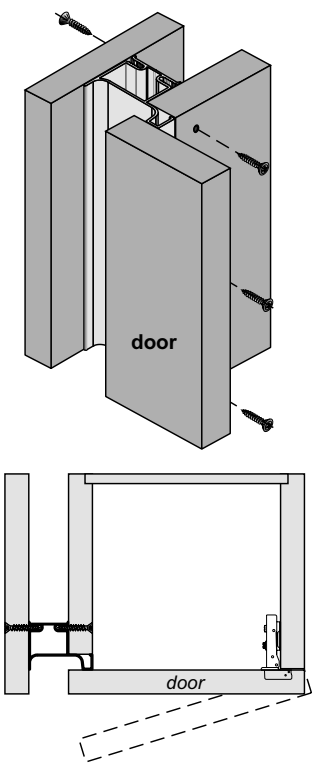
Gola horizontal profile C



Gola vertical profile double

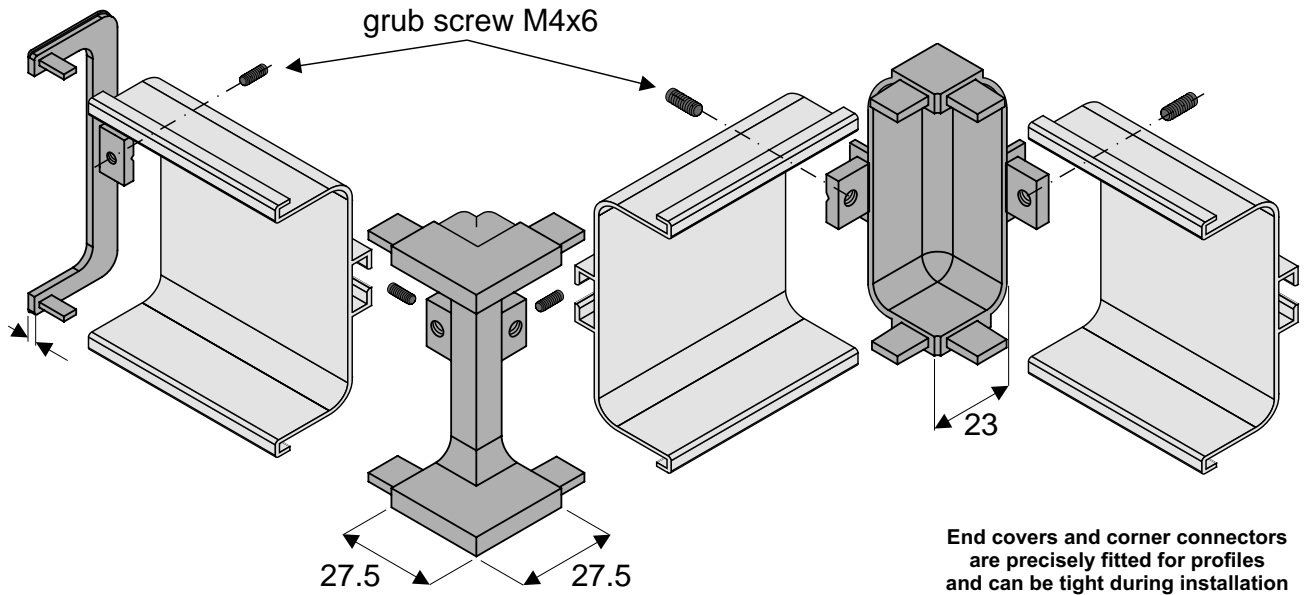


Gola vertical profile single

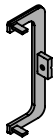


Installation of corner connectors and end covers

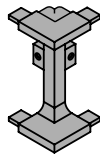
Gola horizontal profile C



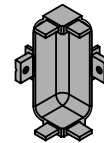
End cover for profile GOLA C



External corner connector for profile GOLA C



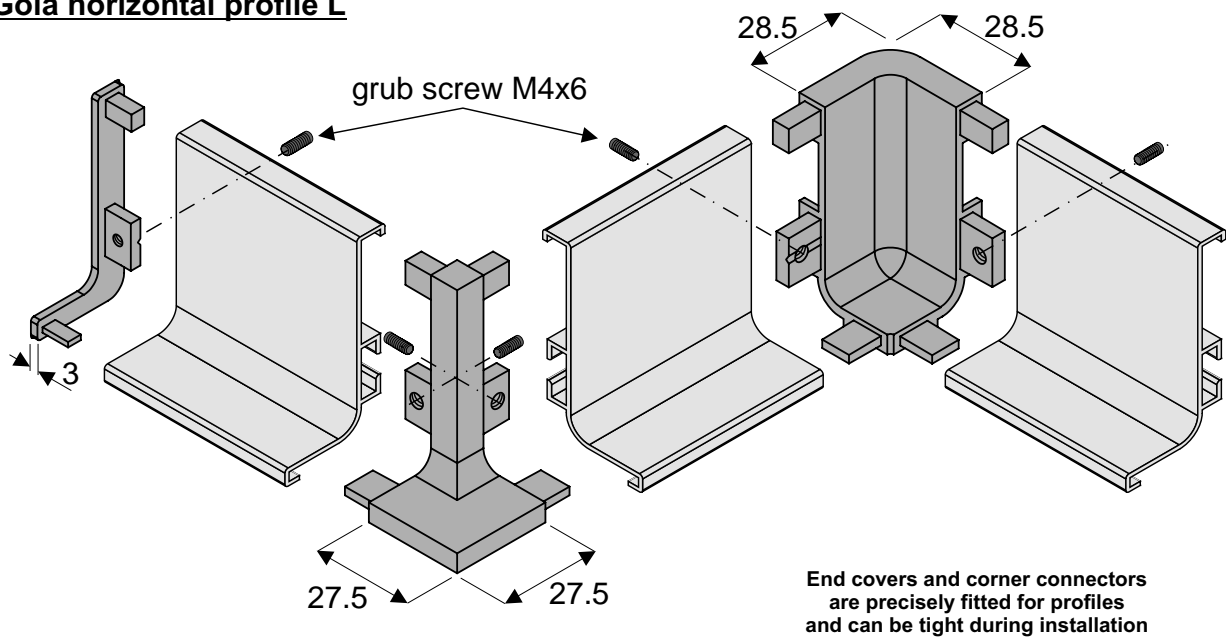
Internal corner connector for profile GOLA C



Grub screw M4x6



Gola horizontal profile L

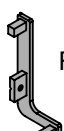


End cover for profile GOLA L

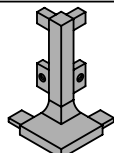
Left



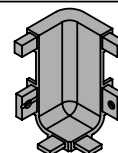
Right



External corner connector for profile GOLA L



Internal corner connector for profile GOLA L




Grub screw M4x6

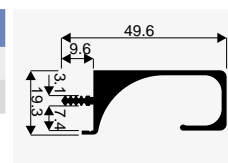


8.3 OTHER HANDLE PROFILES

Handle profile **006 II**



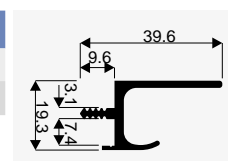
CODE	COLOUR	LENGTH (mm)	COLLECTIVE PACKAGING	PRICED PER
04196	SILVER	3000	10	item
04195	LIGHT BROWN	3000	10	item



Handle profile **007 II**



CODE	COLOUR	LENGTH (mm)	COLLECTIVE PACKAGING	PRICED PER
04198	SILVER	3000	20	item
04197	LIGHT BROWN	3000	20	item

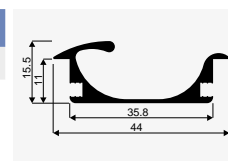


Handle profile **008**



CODE	COLOUR	LENGTH (mm)	COLLECTIVE PACKAGING	PRICED PER
50414	SILVER	3000	20	item

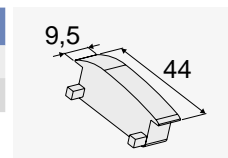
i Can be used with and caps, left (222439) and right (222438)




End cap for handle drawer **008**



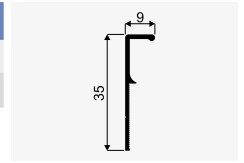
CODE	COLOUR	TYPE	COLLECTIVE PACKAGING	PRICED PER
222439	SILVER	LEFT	100	item
222438	SILVER	RIGHT	100	item




Handle profile **010**



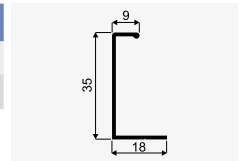
CODE	COLOUR	LENGTH (mm)	COLLECTIVE PACKAGING	PRICED PER
04212	SILVER	3000	40	item
04211-Y	LIGHT BROWN BRUSHED EFFECT	3000	40	item



Handle profile **011**



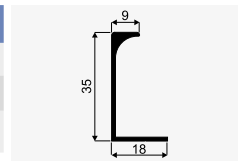
CODE	COLOUR	LENGTH (mm)	COLLECTIVE PACKAGING	PRICED PER
04214	SILVER	3000	40	item
04213-Y	LIGHT BROWN BRUSHED EFFECT	3000	40	item



Handle profile **012**



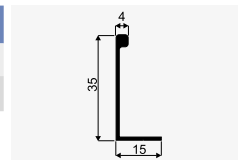
CODE	COLOUR	LENGTH (mm)	COLLECTIVE PACKAGING	PRICED PER
04216	SILVER	3000	40	item
04215-Y	LIGHT BROWN BRUSHED EFFECT	3000	40	item
06729	BLACK TEXTURED PAINTED	3000	40	item



Handle profile **013**



CODE	COLOUR	LENGTH (mm)	COLLECTIVE PACKAGING	PRICED PER
04218	SILVER	3000	40	item
04217-Y	LIGHT BROWN BRUSHED EFFECT	3000	40	item



9 WARDROBES

A collection of wardrobe accessories



A wide range of accessories for wardrobes and walk-in-wardrobes

Our combination of modern design and functional solutions has created a matching collection for every interior. Thanks to the wide range of products and its versatility, system ROYAL can be used both in modern, compact wardrobes and in large spacious ones. Fashionable pearl-gray finish, variety of materials used and their well thought-out combination increase the prestige of this product. Class leading USAGE drawer slides with silent soft-close (rated to 30 kg) confirm the high end quality of this product.

Pull-out ironing board **Royal**



CODE	DIMENSIONS (mm)	COLOUR	COLLECTIVE PACKAGING	PRICED PER
223088	430 x 300 x 140 mm	WHITE	1	item

i Retractable ironing board that folds and rotates 180°, silent soft-close

Pull down clothes rail **Royal**



CODE	DIMENSIONS (mm)	LOAD (kg)	COLOUR	COLLECTIVE PACKAGING	PRICED PER
223062	564-764 mm	10	PEARL-GREY	3	item
223063	764-964 mm	10	PEARL-GREY	3	item

i Silent mechanism when lowering and returning to the upper position


Pull-out pivoting wardrobe mirror **Royal**



CODE	DIMENSIONS (mm)	COLOUR	COLLECTIVE PACKAGING	PRICED PER
223093	1200 x 352 x 61 mm	PEARL-GREY	1	set

i Pivoting mirror, extendable on ball bearing slides.
Universal fitting: right or left
Attention – minimum carcass width 270 mm

Drawer safe **Royal**



CODE	DIMENSIONS (mm)	COLOUR	COLLECTIVE PACKAGING	PRICED PER
223074	480 x 400 x 150 mm	BLACK	1	item

i Secure biometric drawer – fingerprint recognition
Up to 30 unique fingerprints can be added

Pull-out hanger **Royal**



CODE	DIMENSIONS (mm)	COLOUR	COLLECTIVE PACKAGING	PRICED PER
223064	425 x 137 x 54 mm	PEARL-GREY	1	item

i Silent closing, ergonomic handle

9.1 SYSTEM ROYAL

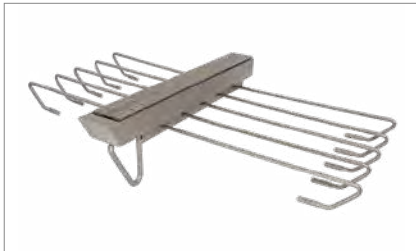
Pull-out trouser hanger **Royal**



CODE	DIMENSIONS (mm)	COLOUR	COLLECTIVE PACKAGING	PRICED PER
223065	425 x 145 x 350 mm	PEARL-GREY	1	item

i Silent closing, ergonomic handle, full extension

Double pull-out trouser hanger **Royal**



CODE	DIMENSIONS (mm)	COLOUR	COLLECTIVE PACKAGING	PRICED PER
223220	425 x 640 x 137 mm	PEARL-GREY	1	item

i Silent closing, ergonomic handle, full extension

Pull-out clothes drawer **Royal** mesh



CODE	DIMENSIONS (mm)	COLOUR	COLLECTIVE PACKAGING	PRICED PER
223066	564 x 420 x 140 mm	PEARL-GREY	1	set
223067	664 x 420 x 140 mm	PEARL-GREY	1	set
223068	764 x 420 x 140 mm	PEARL-GREY	1	set
223069	864 x 420 x 140 mm	PEARL-GREY	1	set

i Aluminum frame, soft-close drawer slides tested to 50,000 cycles
Maximum load of 25 kg

Pull-out shoe drawer **Royal**



CODE	DIMENSIONS (mm)	COLOUR	COLLECTIVE PACKAGING	PRICED PER
223070	564 x 420 x 160 mm	PEARL-GREY	1	set
223071	664 x 420 x 160 mm	PEARL-GREY	1	set
223072	764 x 420 x 160 mm	PEARL-GREY	1	set
223073	864 x 420 x 160 mm	PEARL-GREY	1	set

i Aluminum frame, soft-close drawer slides tested to 50,000 cycles
Maximum load of 25 kg

Pull-out trouser drawer **Royal**



CODE	DIMENSIONS (mm)	NUMBER OF BARS	COLOUR	COLLECTIVE PACKAGING	PRICED PER
223075	564 x 420 x 56 mm	7	PEARL-GREY	1	set
223076	664 x 420 x 56 mm	9	PEARL-GREY	1	set
223077	764 x 420 x 56 mm	11	PEARL-GREY	1	set
223078	864 x 420 x 56 mm	13	PEARL-GREY	1	set

i Aluminum frame, soft-close drawer slides tested to 50,000 cycles
Maximum load of 25 kg


Pull-out drawer with organiser **Royal**



CODE	DIMENSIONS (mm)	COLOUR	COLLECTIVE PACKAGING	PRICED PER
223079	564 x 420 x 61 mm	PEARL-GREY	1	set
223080	664 x 420 x 61 mm	PEARL-GREY	1	set
223081	764 x 420 x 61 mm	PEARL-GREY	1	set
223082	864 x 420 x 61 mm	PEARL-GREY	1	set

i Aluminum frame, soft-close drawer slides tested to 50,000 cycles.
Maximum load of 25 kg

Royal drawer front catch (Set 2 pcs)



CODE	COLOUR	COLLECTIVE PACKAGING	PRICED PER
223091	PEARL-GREY	30	set

i For fixing an external drawer front to Royal drawers

Rotating shoe stand **Royal** – Stand frame + set of shelves with fixings



=



+

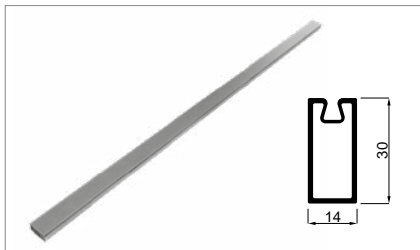


CODE	DESCRIPTION	DIMENSIONS (mm)	COLOUR	COLLECTIVE PACKAGING	PRICED PER
223083	SET OF FRAME PROFILES FOR 10 SHELVES	1695-1795 x 718 x 360 mm	PEARL-GREY	1	set
223090	SET OF 10 SHELVES WITH ACCESSORIES		PEARL-GREY	1	set
223084	SET OF FRAME PROFILES FOR 12 SHELVES	1965-2065 x 718 x 360 mm	PEARL-GREY	1	set
223089	SET OF 12 SHELVES WITH ACCESSORIES		PEARL-GREY	1	set

i To make a complete shoe stand, order a set of frame profiles and the matching set of shelves with accessories
Maximum load on each shelf 5 kg

9.1 SYSTEM ROYAL


Hanging-rail, rectangular **Royal**



CODE	LENGTH (mm)	COLOUR	COLLECTIVE PACKAGING	PRICED PER
223087	2000	PEARL-GREY	20	item


i The rails includes gasket

Hanging-rail support **Royal**, side fixing (Set 2 pcs)



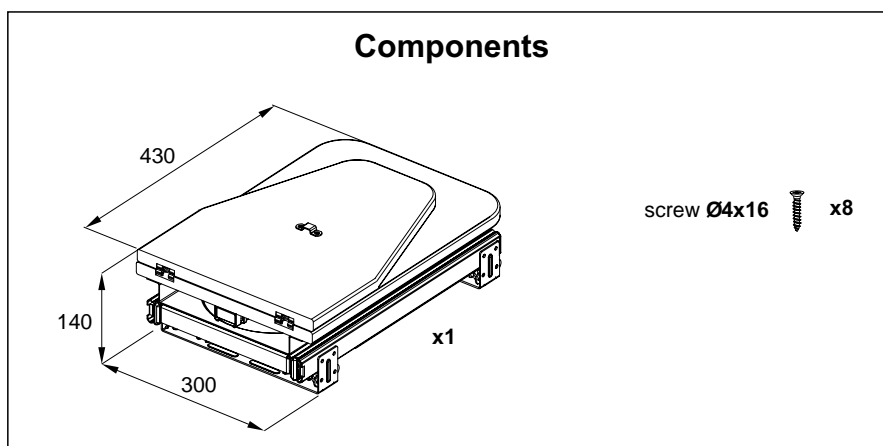
CODE	COLOUR	COLLECTIVE PACKAGING	PRICED PER
223085	PEARL-GREY	20	set

Hanging-rail support **Royal**, ceiling fixing (Set 2 pcs)

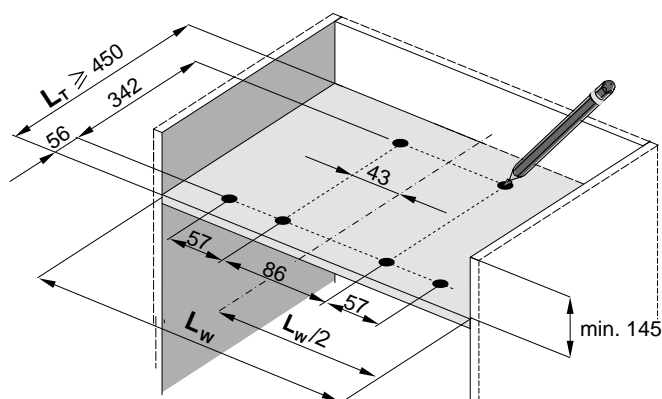


CODE	COLOUR	COLLECTIVE PACKAGING	PRICED PER
223086	PEARL-GREY	20	set

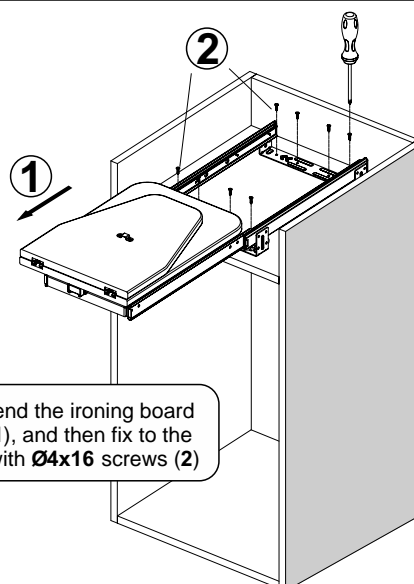
Pull-out ironing board



1. Ironing board installation



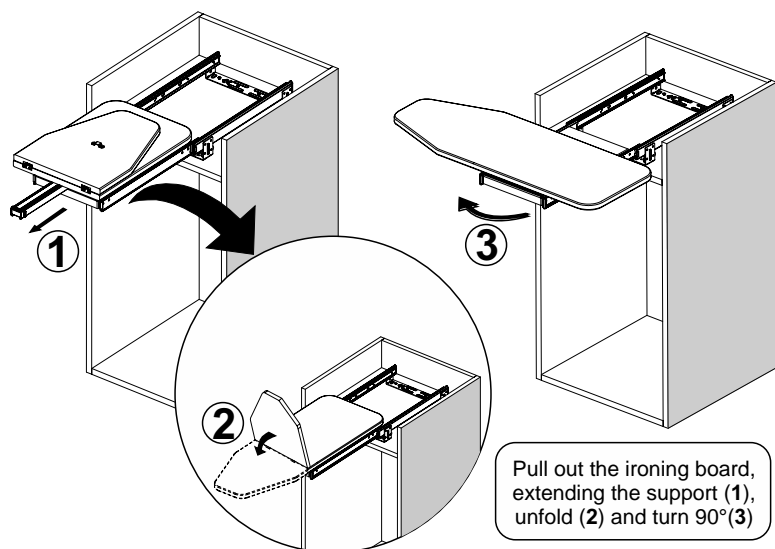
L_W - internal carcass segment width [mm]
 L_T - internal carcass segment depth [mm]



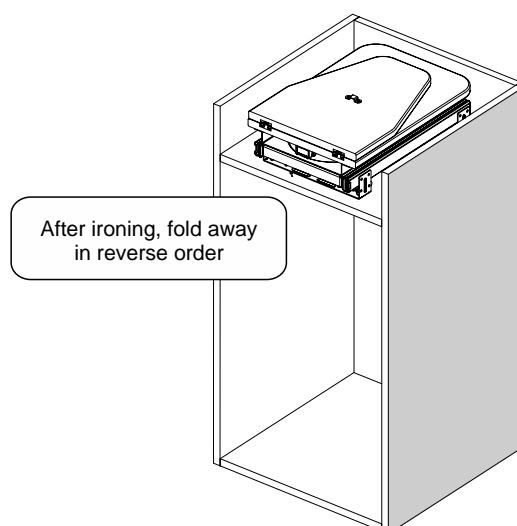
Fully extend the ironing board guides (1), and then fix to the carcass with Ø4x16 screws (2)

Note: The set includes screws Ø4x16

2. Extending the ironing board



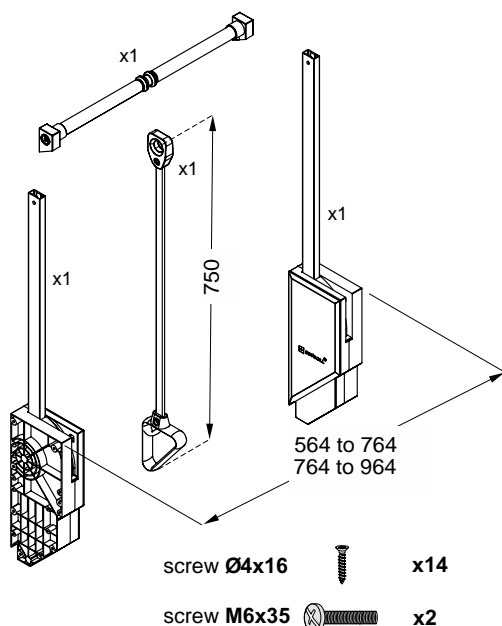
3. Folding away the ironing board



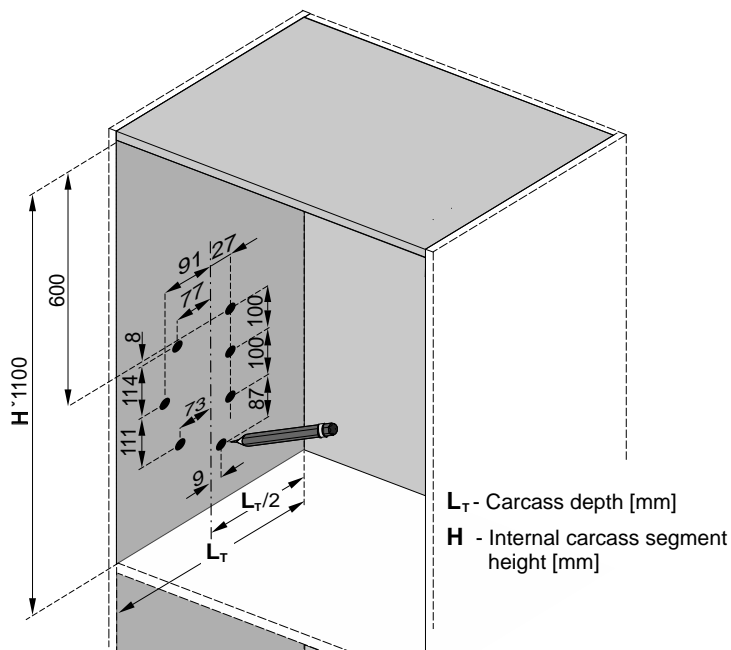
9.1 SYSTEM ROYAL

Pull down clothes rail

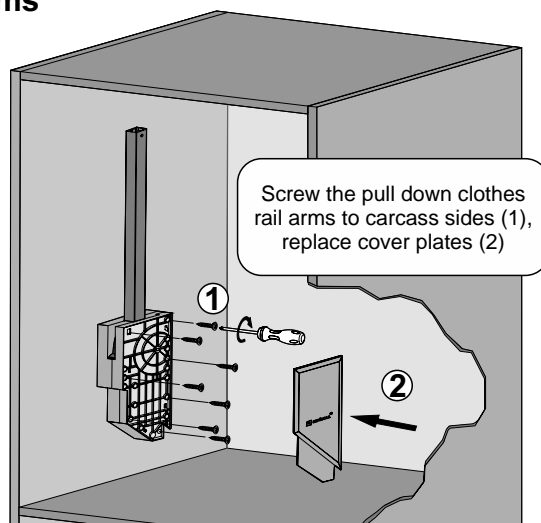
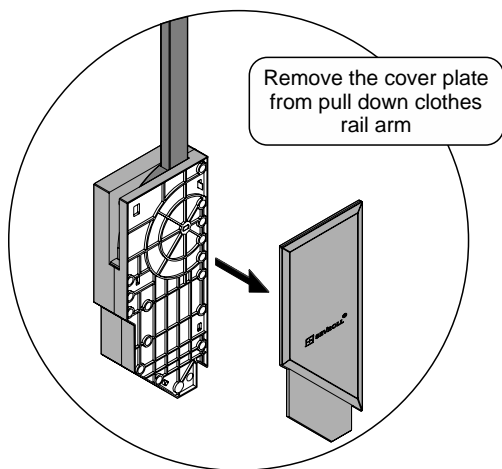
Components



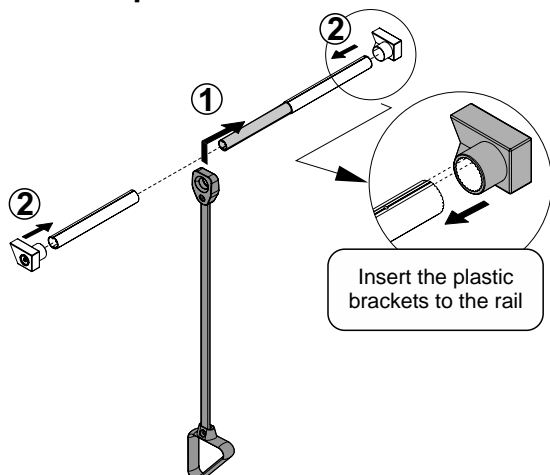
Pull down clothes rail fixing positions



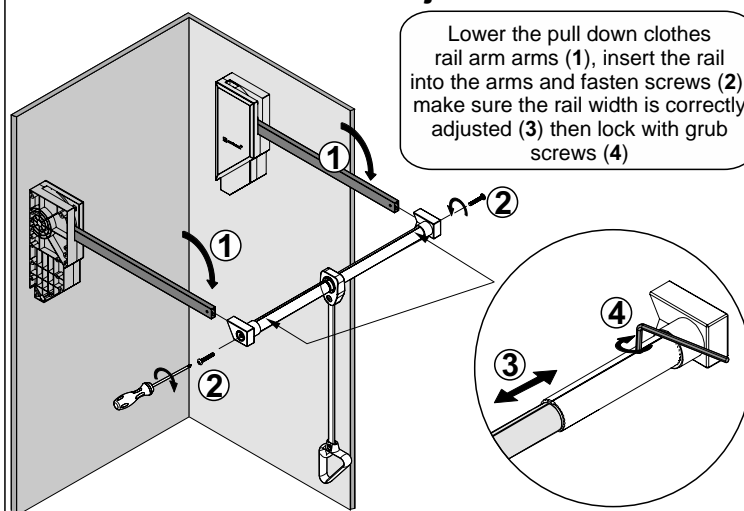
1. Installation of pull down clothes rail arms



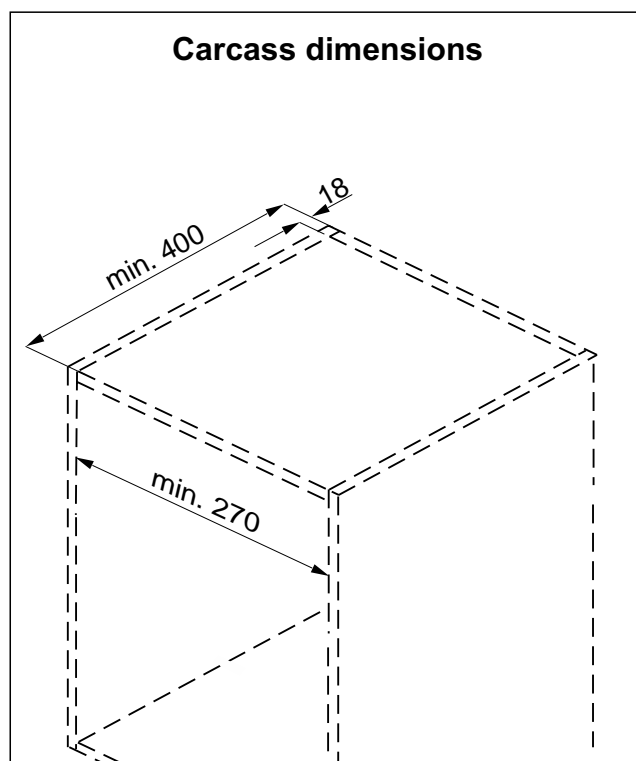
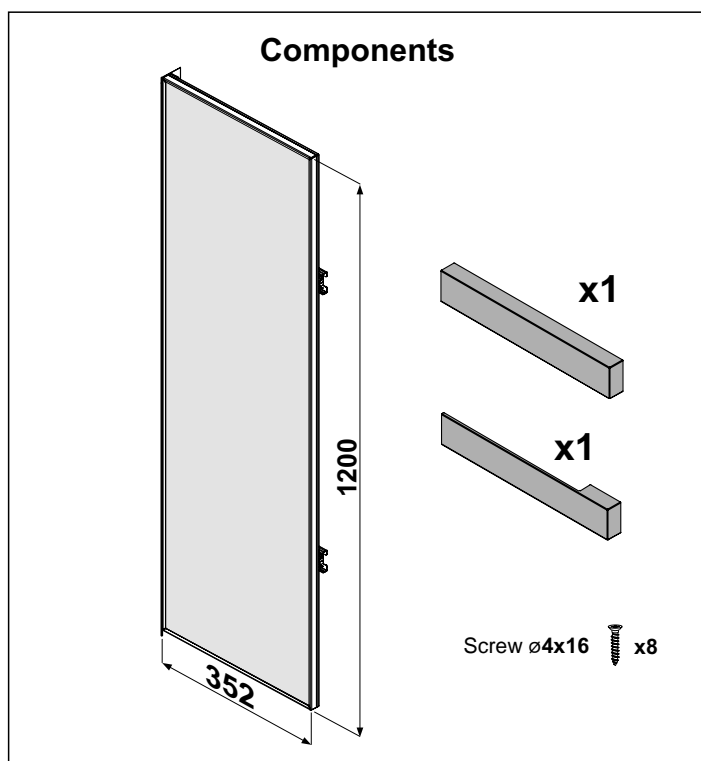
2. Mounting the handle on the pull down clothes rail



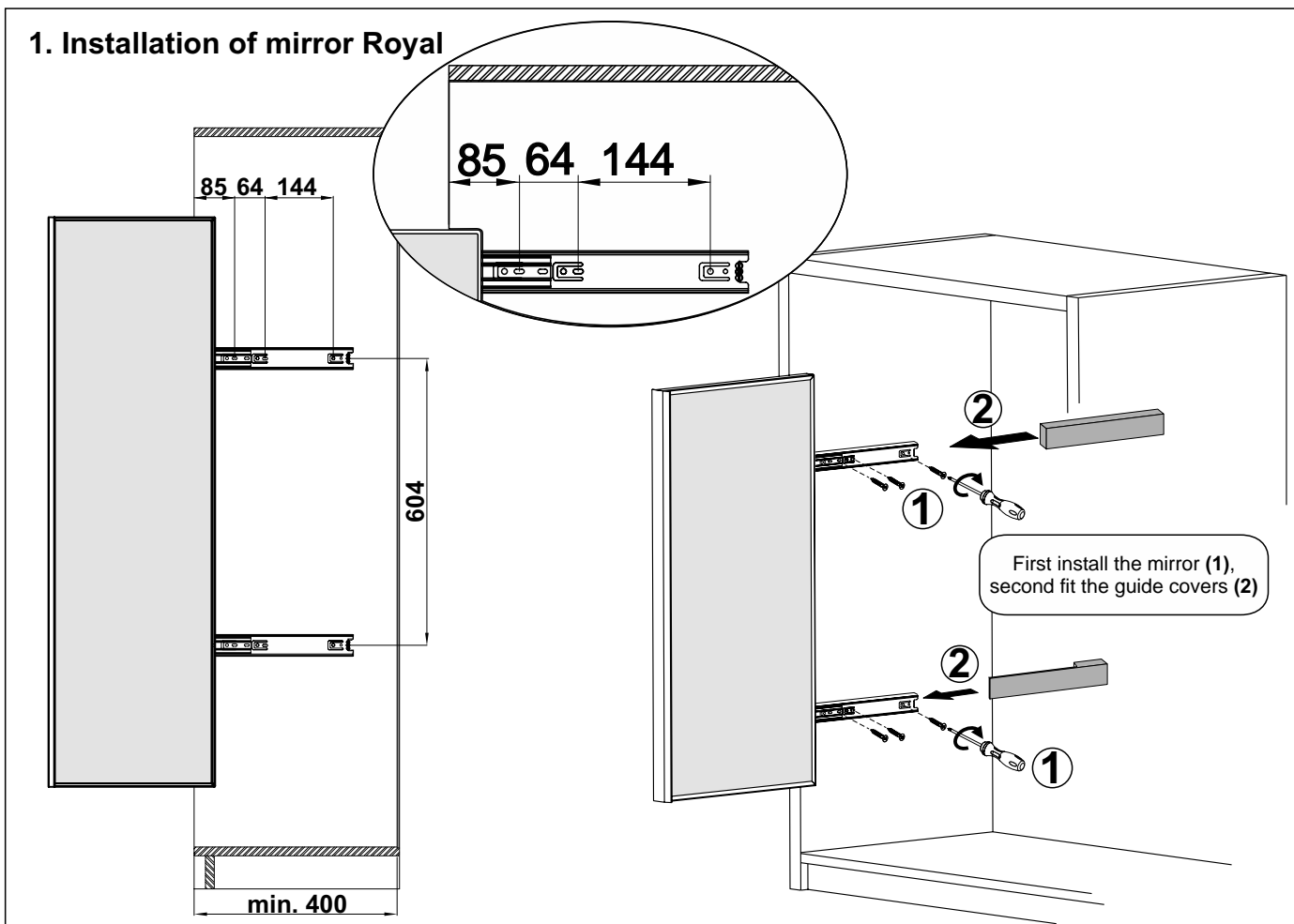
3. Pull down clothes rail adjustment



Pull-out pivoting wardrobe mirror



1. Installation of mirror Royal



9.1 SYSTEM ROYAL

Drawer safe

Components

- x8 screw $\varnothing 4 \times 16$
- x4 battery AA
- x2 emergency key
- x1 USB cable

NOTE: batteries are not included
Supply voltage for drawer safe Royal: 3.5-6.5V

Carcass dimensions

Installing the drawer safe

1 Attach Drawer front using $\varnothing 4 \times 16$ screws (1)

2 Screw the safe housing into the carcass (2)

3 After securing the housing, insert the drawer into the drawer slides (3)

BAT- batteries need replacing
OK - password correct
ERR- password incorrect

AA batteries compartment

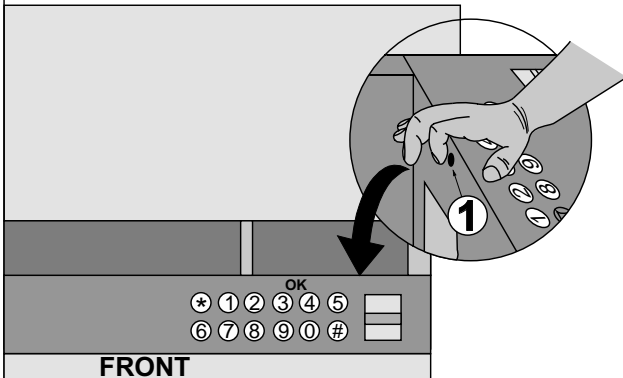
1. Opening drawer safe Royal (without a security code programmed)

Pull out the drawer to reveal the digital panel

To open place your finger on the fingerprint reader or enter the factory Security code **1234** and confirm with **#** in order to release the locking bolt (The display will show OK and the drawer will pop out)

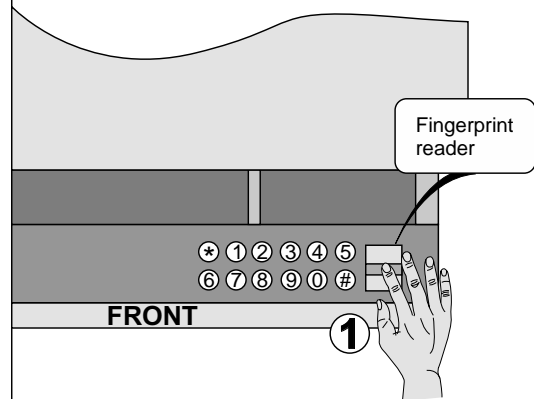
Drawer safe

2. How to Set an individual user code for drawer safe Royal



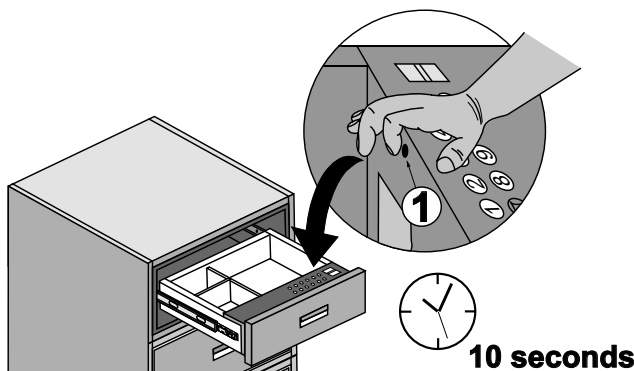
After opening the drawer safe using the fingerprint reader or factory security code, press the **RESET** button (1) until you hear a short "DI" signal. Then re-enter the factory unlock code **1234** and confirm using **#**. **OK** will be displayed. You can now enter your individual unlocking code, (4 to 6 digits) and confirm with **#**. The code should be repeated and again confirm with **#**. If the code is accepted, **OK** will be displayed. Your new safe unlock code is now active.

3. How to Set an individual user fingerprint for drawer safe Royal using the fingerprint reader



If the drawer safe has been previously programmed with an individual user code, it needs to be unlocked and opened with that same code, then the **RESET** button must be pressed until you hear a short 'DI' signal. Next insert your individual unlocking code again and confirm with **#**. Now place your finger (1) on the fingerprint pad, 'OK' will flash with a short "DI" signal, now repeat with your finger 3 more times. The display will go to standby. Your fingerprint is now active to unlock the safe.

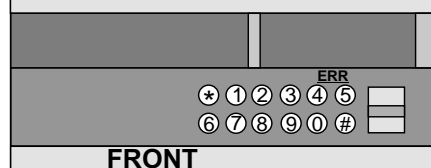
4. How to reset an individual user code



To completely reset the security codes of the safe, open the drawer and hold down **RESET** (1) for 10 seconds until the "DI DI" signal is heard. Reset will be confirmed by displaying the word **OK**.

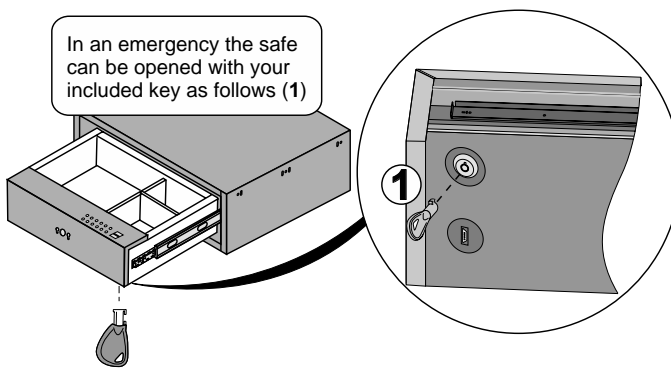
5. Touch panel lockout

Entering an incorrect unlock code 5x will cause the touch panel to lockout for 60 seconds and display the **ERR** message. After this time, the user can try again to unlock the safe.



6. Emergency opening of the safe

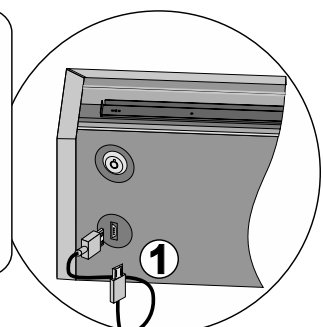
In an emergency the safe can be opened with your included key as follows (1)



7. Power supply

The **micro USB type B** power socket (1) can be used to supply power to the safe in case of battery failure.

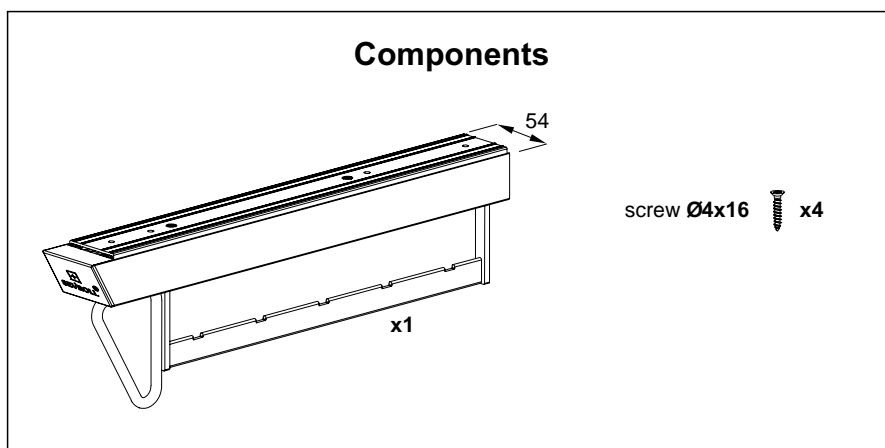
The included power cord allows you to support the existing batteries. You can use a powerbank with voltage up to 3.7V



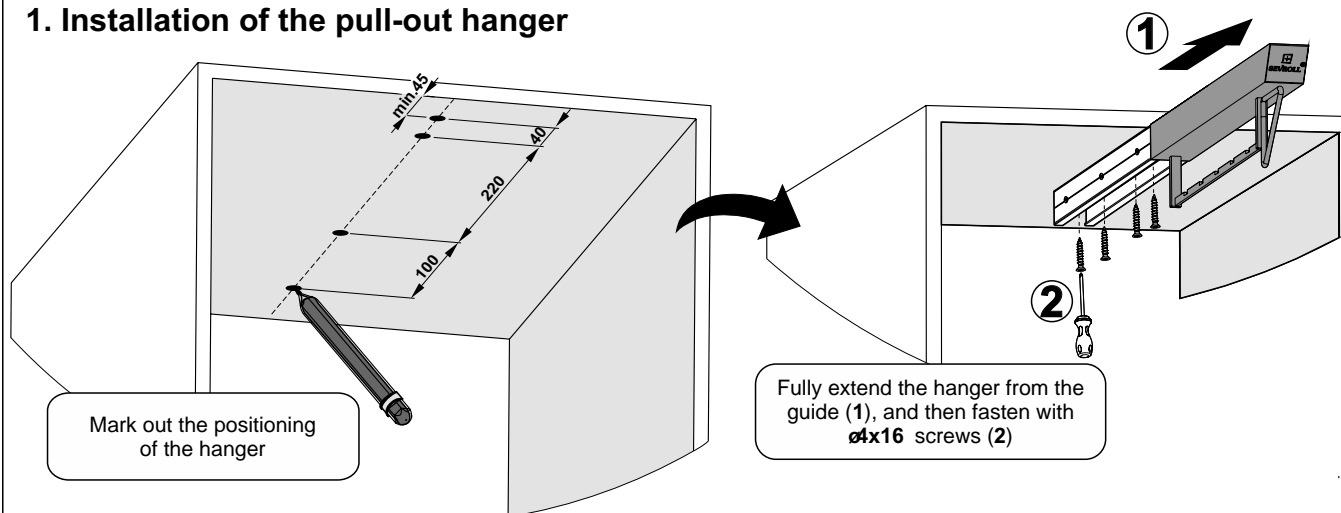
You cannot charge the safe's batteries through the USB connection.

9.1 SYSTEM ROYAL

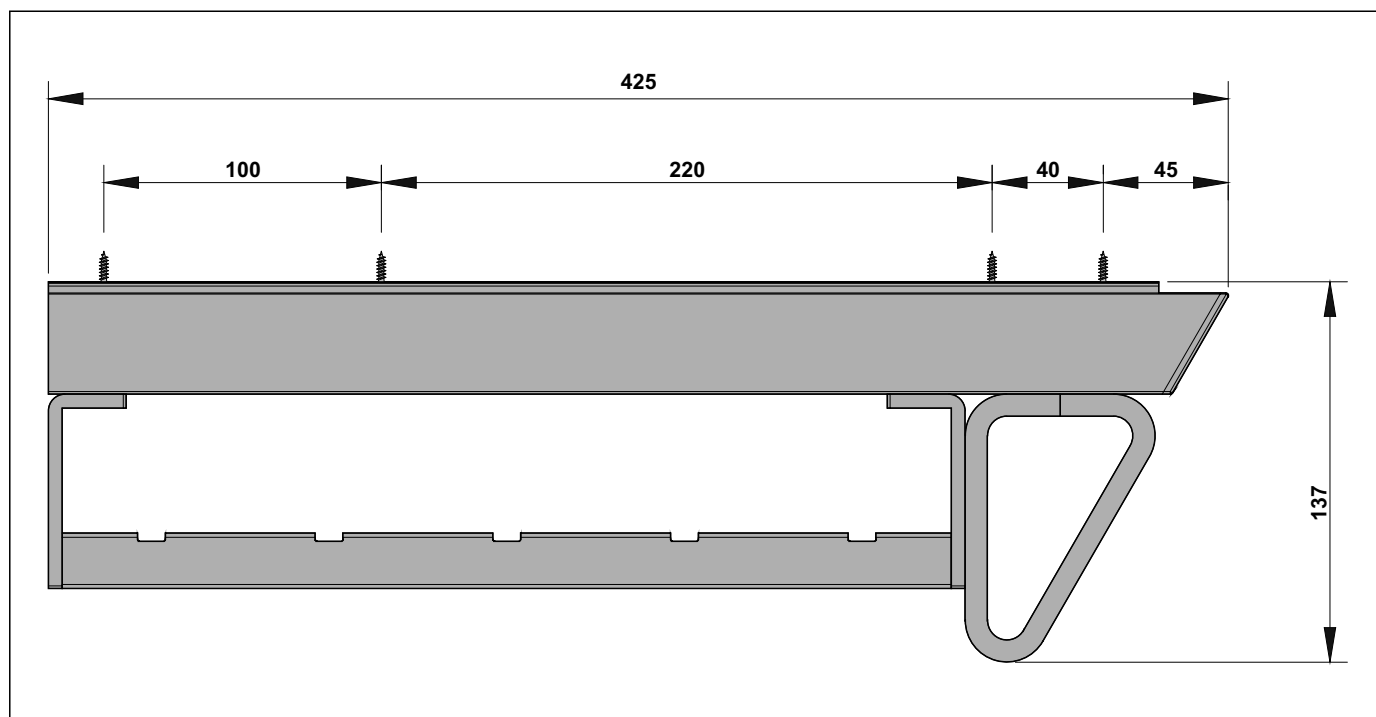
Pull-out hanger



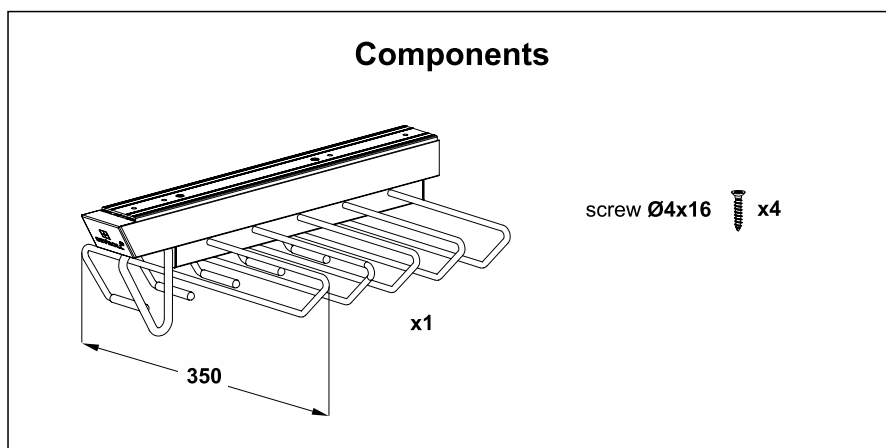
1. Installation of the pull-out hanger



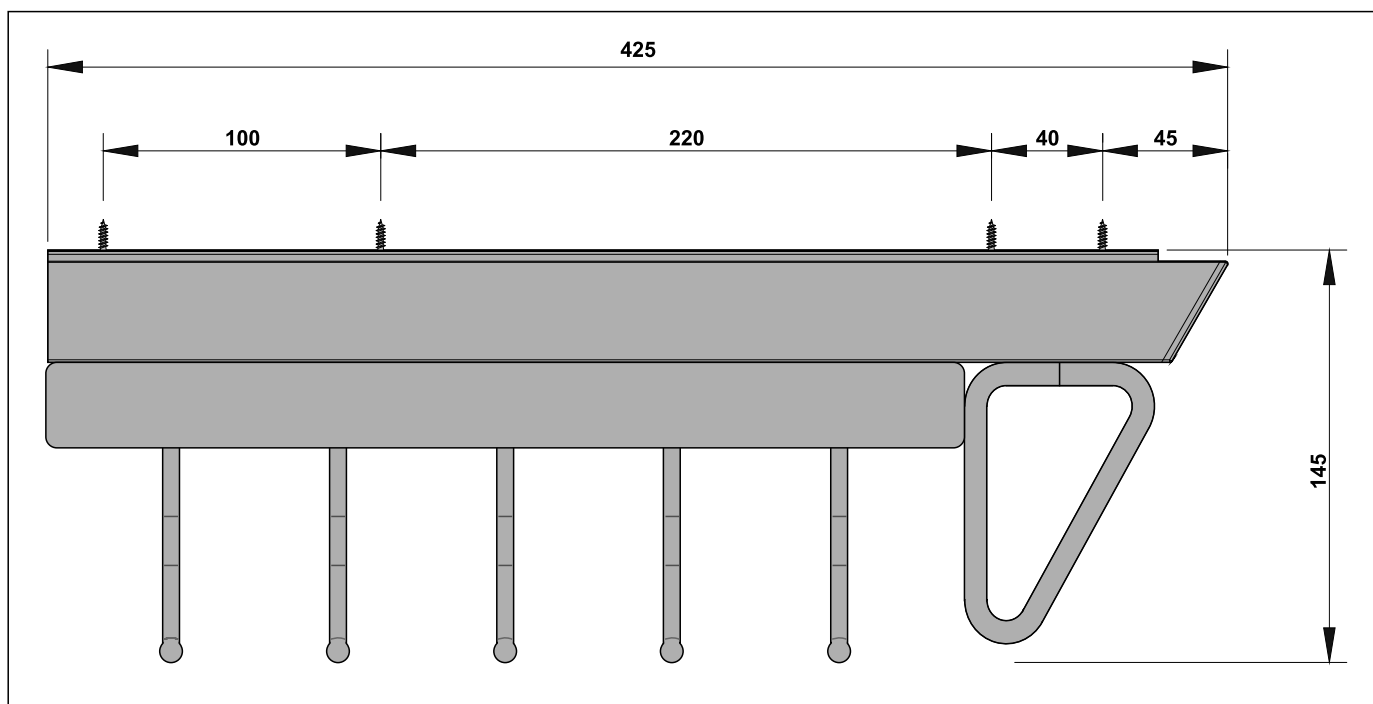
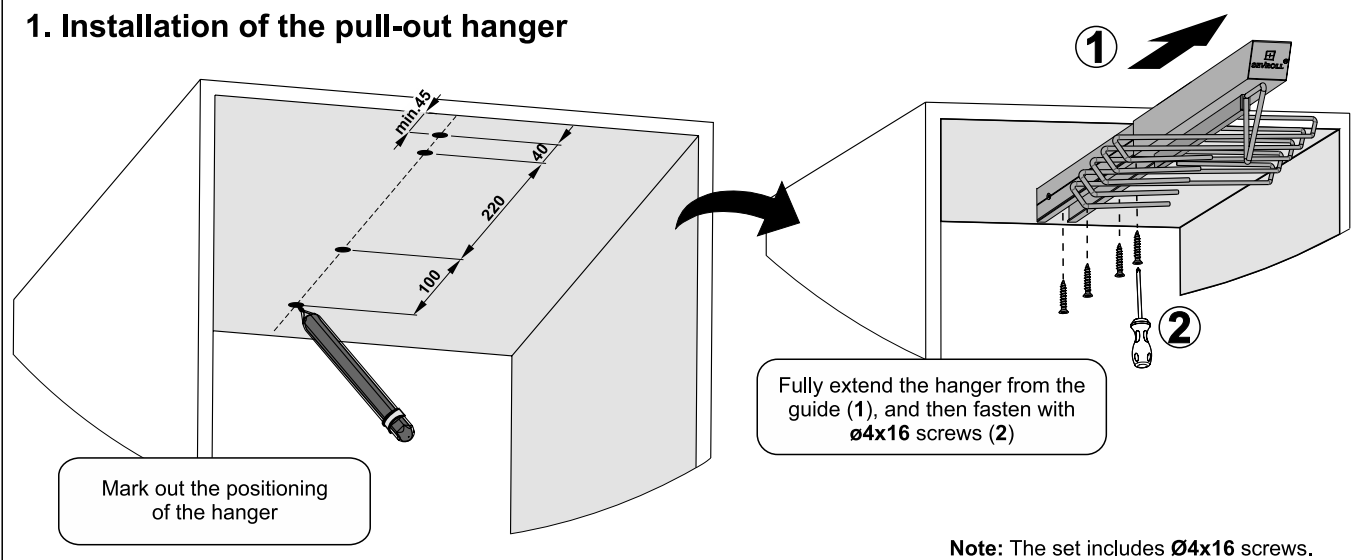
Note: The set includes Ø4x16 screws



Pull-out trouser hanger



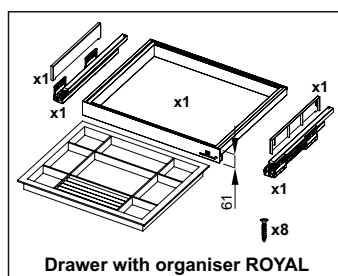
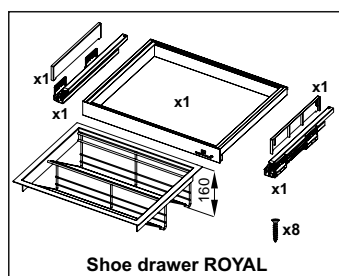
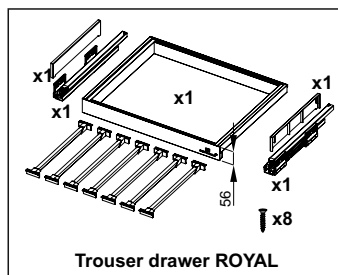
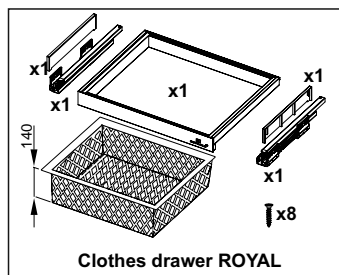
1. Installation of the pull-out hanger



9.1 SYSTEM ROYAL

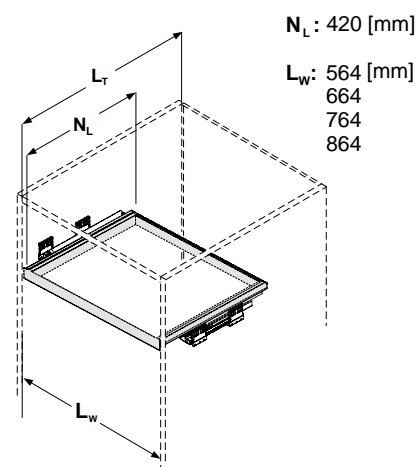
Pull-out drawers

Components



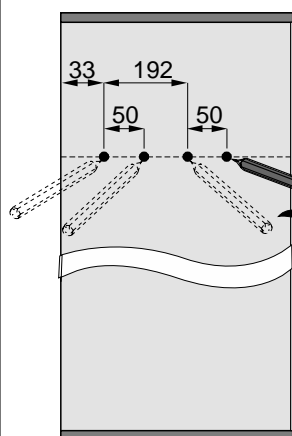
Note: This set includes Ø4x16 screws

Carcass dimensions

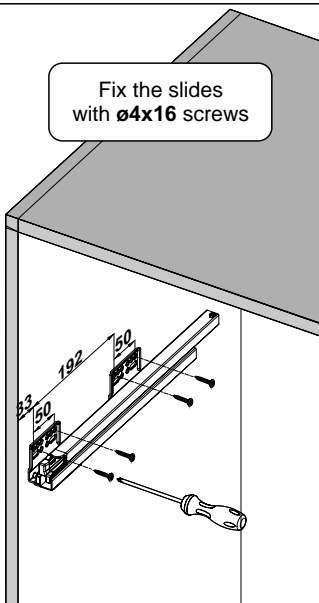


N_L - Drawer depth
 L_T - Internal carcass depth min. $N_L + 5$ mm
 L_W - Internal carcass segment width

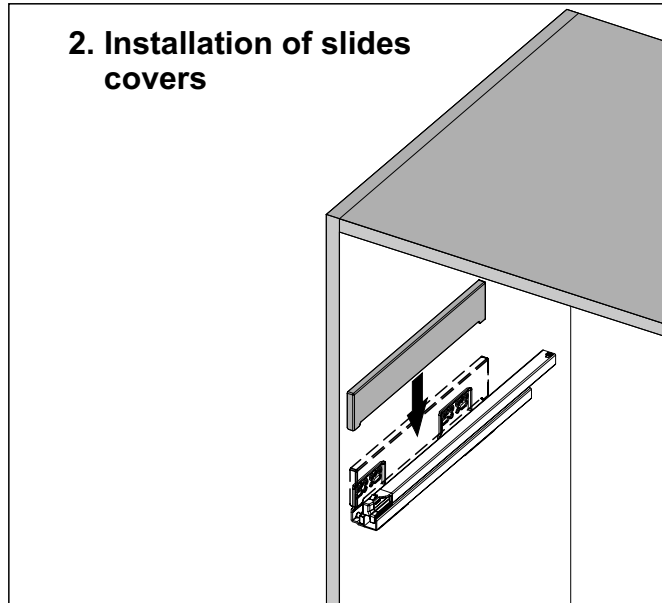
1. Installation of slides



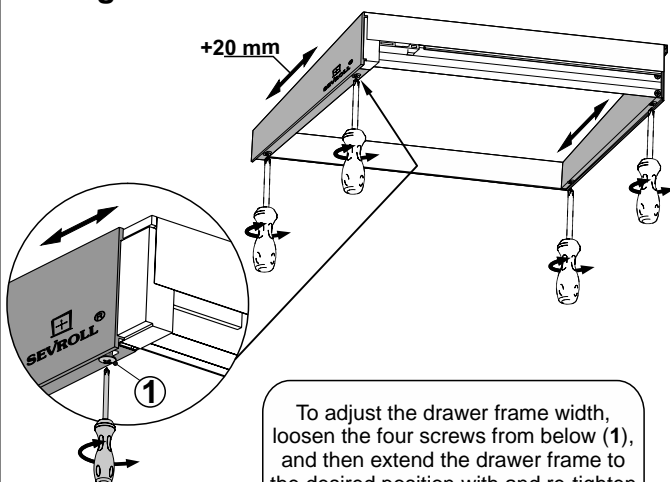
Fix the slides with Ø4x16 screws



2. Installation of slides covers

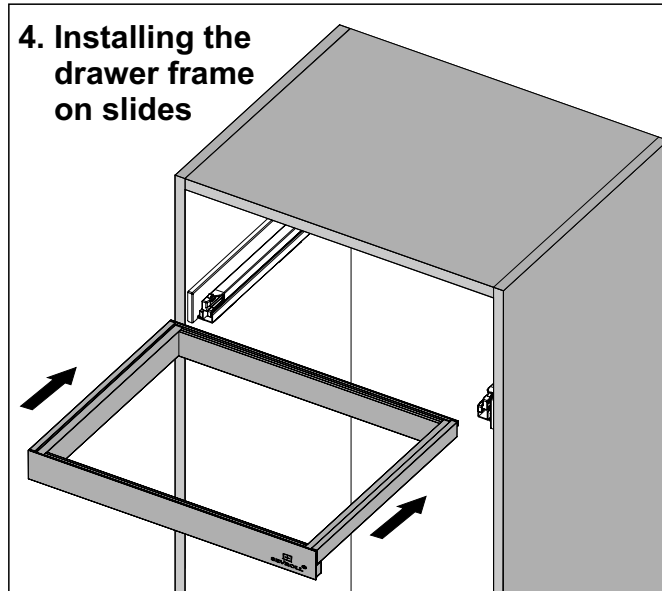


3. Regulation



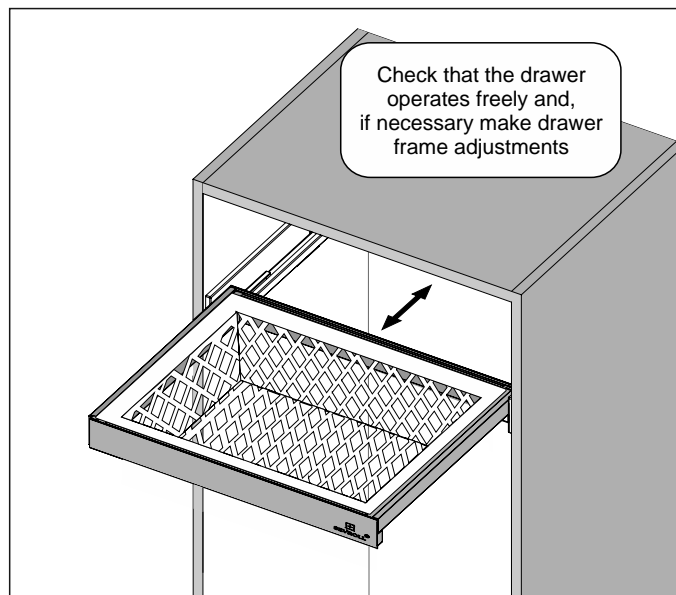
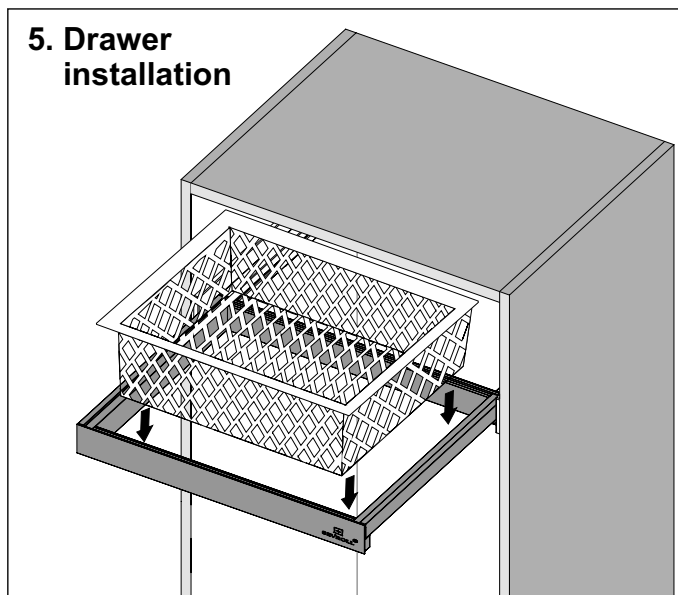
To adjust the drawer frame width, loosen the four screws from below (1), and then extend the drawer frame to the desired position with and re-tighten the screws

4. Installing the drawer frame on slides

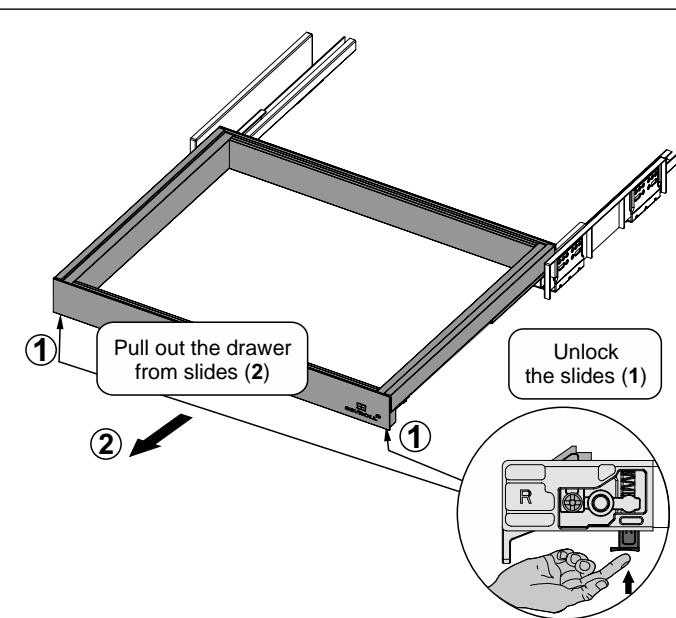
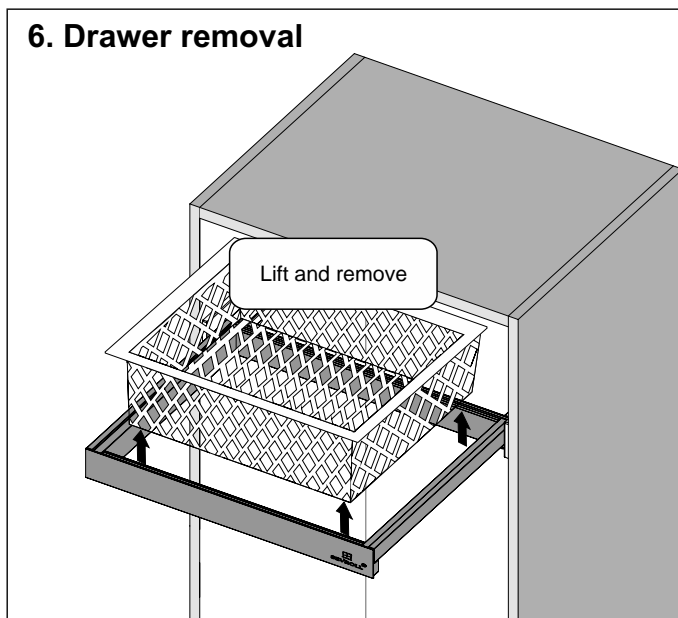


Pull-out drawers

5. Drawer installation

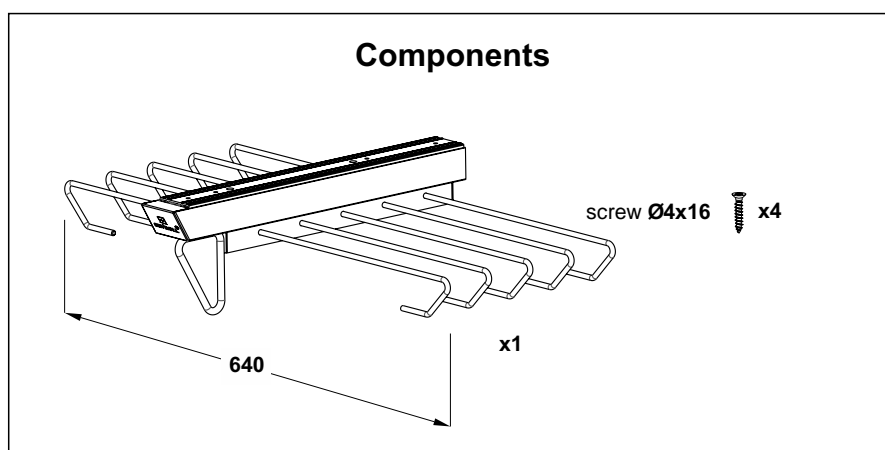


6. Drawer removal

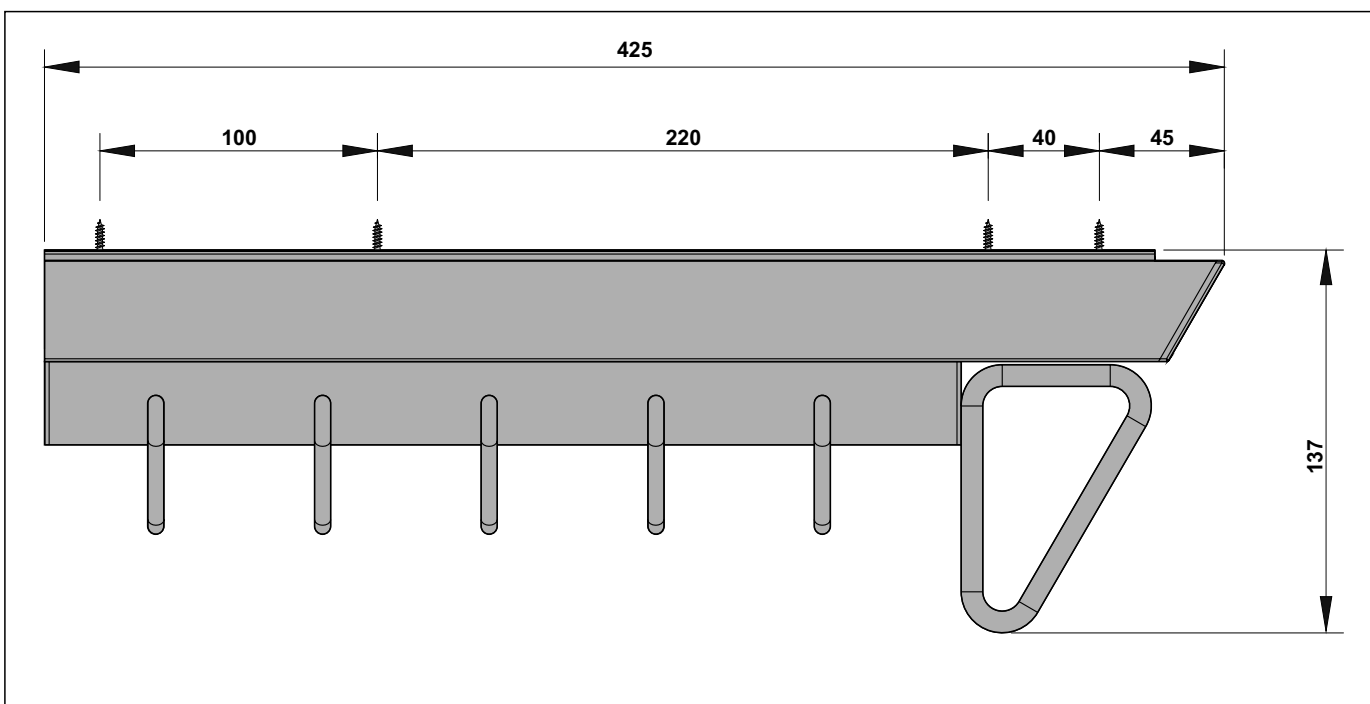
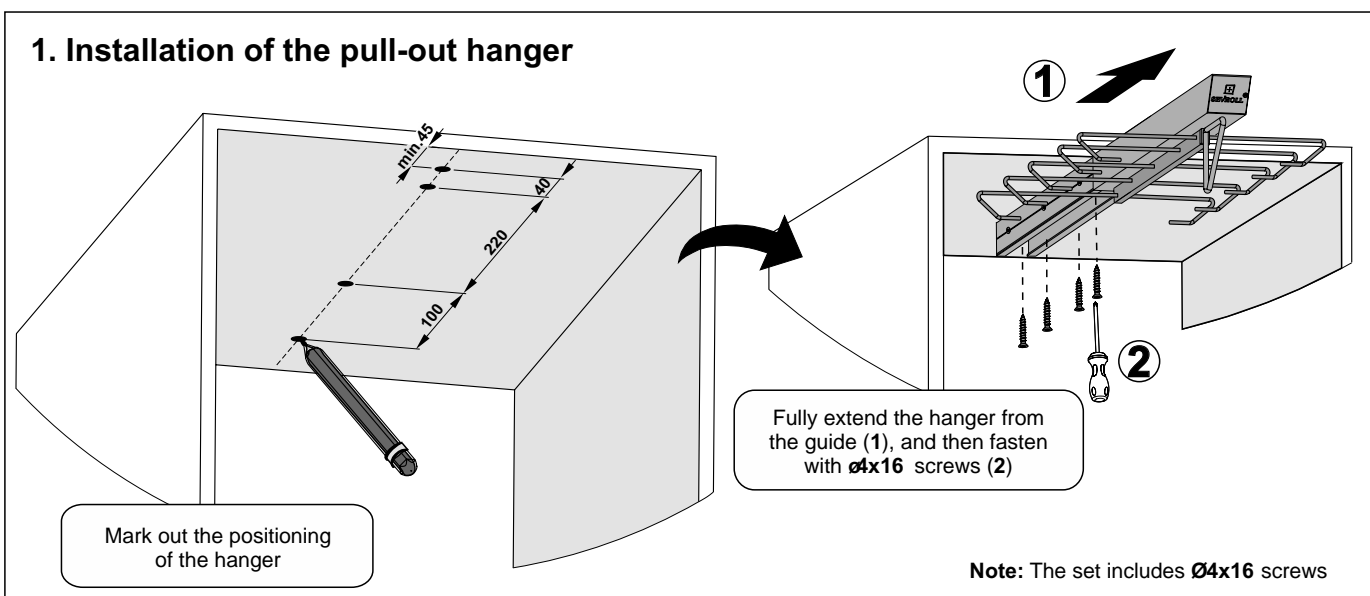


9.1 SYSTEM ROYAL

Double pull-out trouser hanger Royal

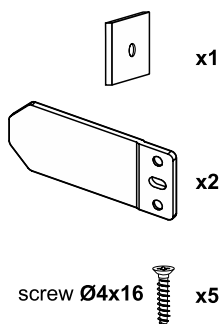


1. Installation of the pull-out hanger

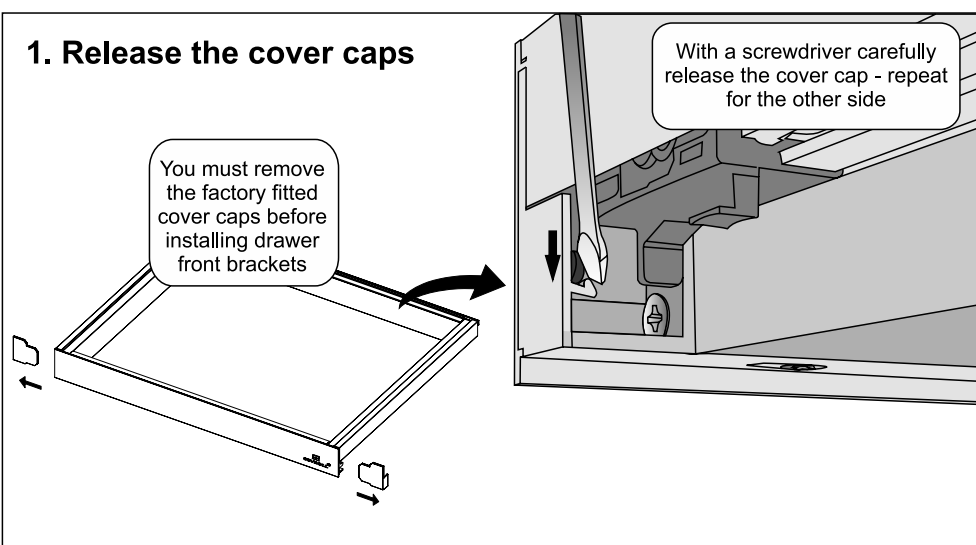


Drawer front catch

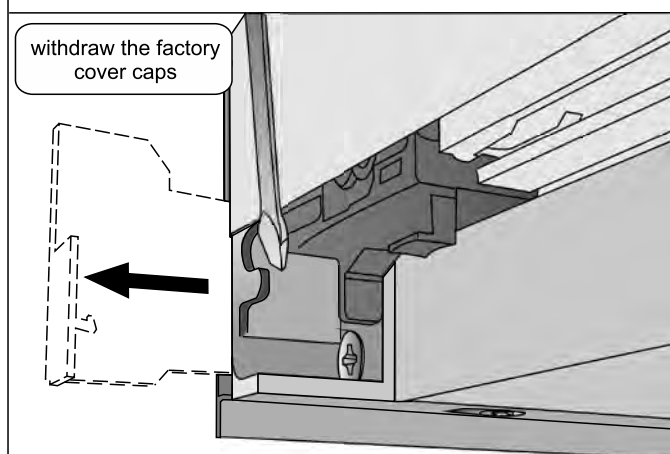
Components



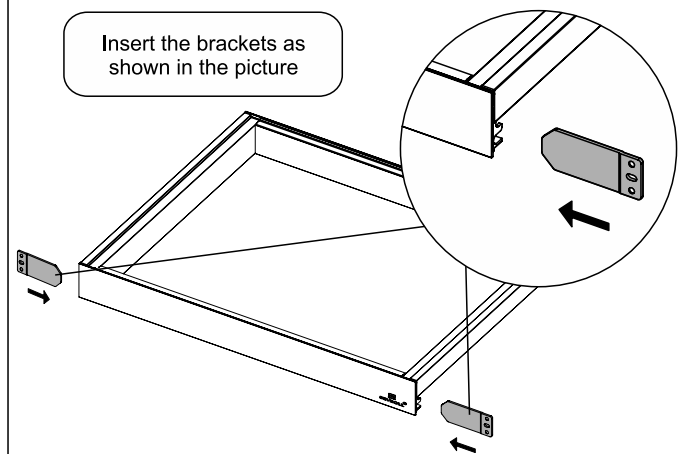
1. Release the cover caps



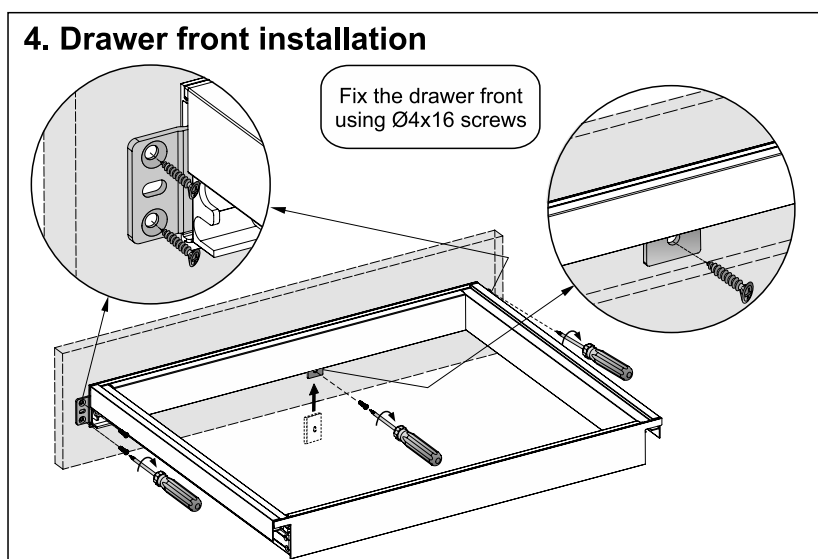
2. Pull out the cover caps



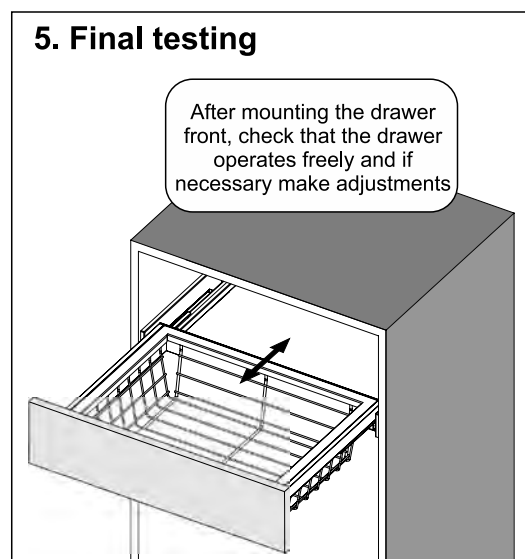
3. Fitting the brackets to the drawer frame



4. Drawer front installation



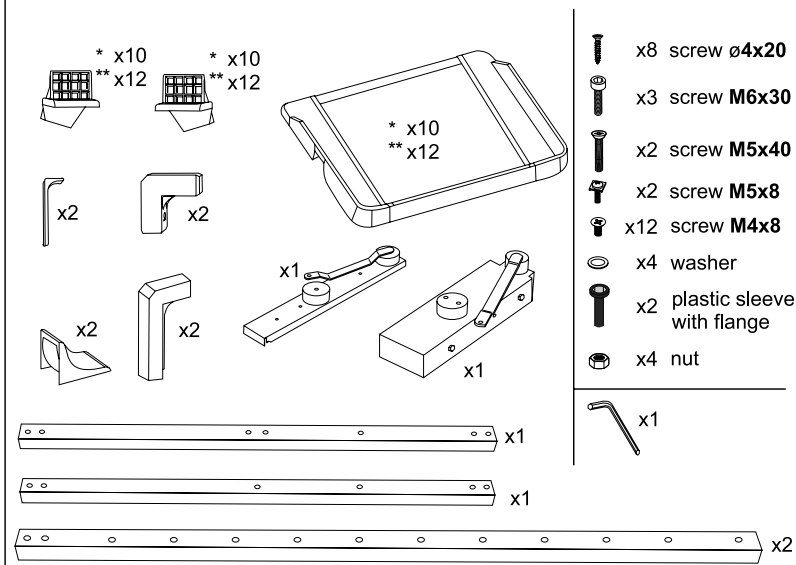
5. Final testing



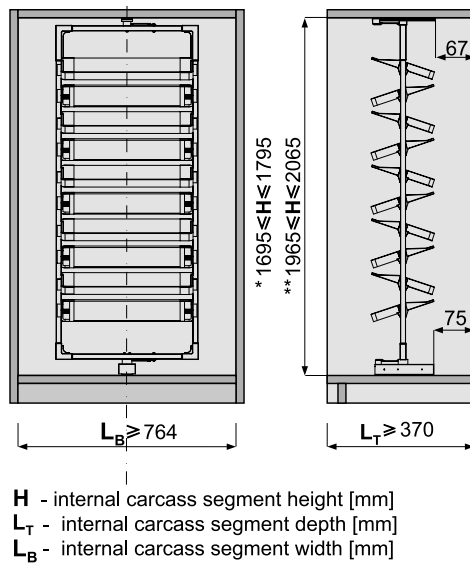
9.1 SYSTEM ROYAL

Rotating shoe stand

Components

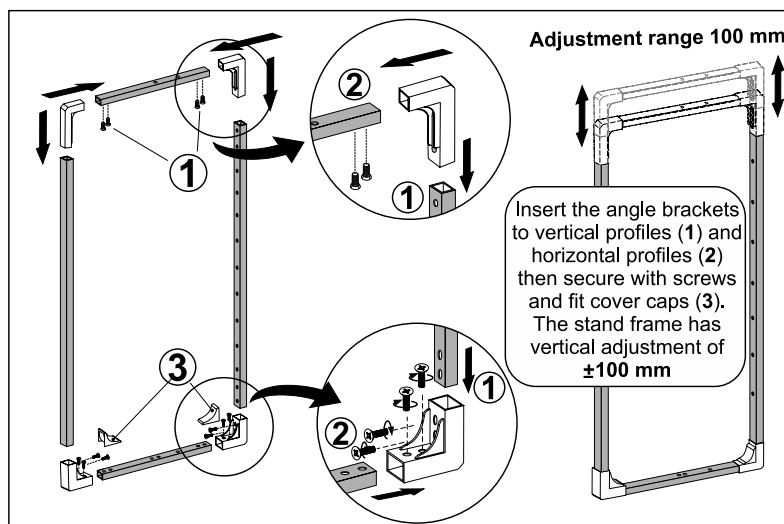
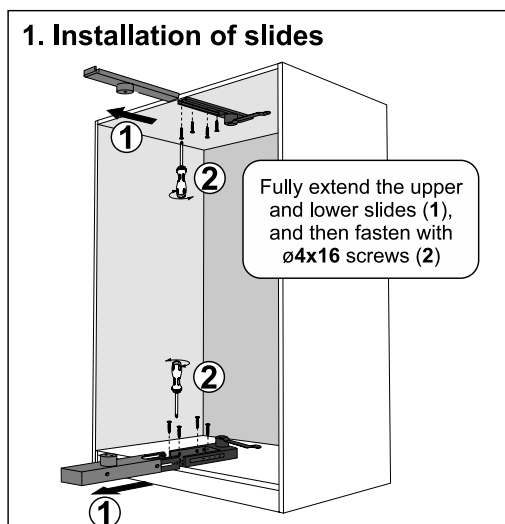


Body dimensions

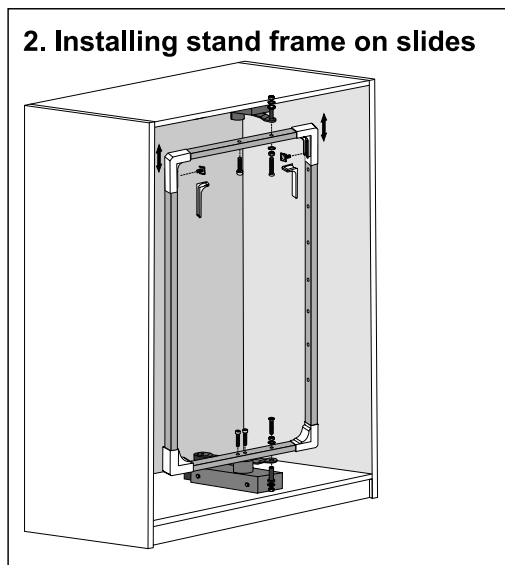


* - for a 10 shelf rotating shoe stand / ** - for a 12 shelf rotating shoe stand

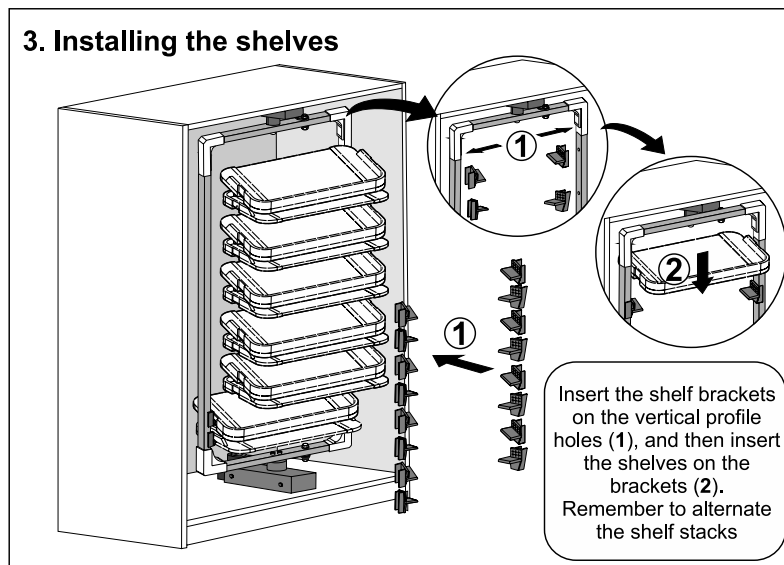
1. Installation of slides



2. Installing stand frame on slides



3. Installing the shelves




Attention! As the stand moves outwards during operation, **dimension H** should be totally free from any additional components! If the wardrobe is designed with sliding doors, the stand must be mounted on blocks that clear the top and bottom track.



Lined area for notes, consisting of multiple horizontal lines.

Compositor 5.4

FREE SOFTWARE
for designing doors
in **Sevroll systems**



A free version of COMPOSITOR 5.4
is available at www.sevroll.pl

SEVROLL